

EAST AYRSHIRE COUNCIL**GOVERNANCE AND SCRUTINY – 20 NOVEMBER 2009****SINGLE OUTCOME AGREEMENT ANNUAL PERFORMANCE REPORT 2008/09****Report by the Chief Executive****1. PURPOSE OF REPORT**

- 1.1 To present to Governance and Scrutiny Committee for consideration and review the first annual performance report (2008/09) in respect of the East Ayrshire Community Planning Partnership Single Outcome Agreement (SOA).

2. BACKGROUND

- 2.1 Community Planning Partners in East Ayrshire prepared a three-year SOA (1 April 2008-31 March 2011) from the outset, which was approved by Cabinet on 26 March 2008, signed off by all Community Planning Partners and by John Swinney, MSP and Cabinet Secretary for Finance and Sustainable Growth, on behalf of the Scottish Government, on 2 July 2008.
- 2.2 Cabinet signed off our updated Community Planning Partnership SOA on 25 February 2009 which was subsequently submitted to Derek Feeley, East Ayrshire's Lead Scottish Government Director, who recommended the document for Ministerial approval and sign off.
- 2.3 Correspondence issued by the Scottish Government on 16 June 2009 confirmed approval of East Ayrshire's updated SOA with the overall Ministerial sign off completed by Stewart Stevenson, MSP and Minister for Transport, Infrastructure and Climate Change, on 23 July 2009 as part of the Scottish Government's planned Ministerial summer tour.
- 2.4 The Corporate Management Team has fully considered the annual performance report and approved it at its meeting of 15 September 2009.
- 2.5 The content of the annual report was the subject of a dedicated Elected Members' Seminar on 28 September 2009. The annual report was then considered and endorsed by both Cabinet and the Community Planning Partnership Board on 30 September 2009 and submitted to the Scottish Government thereafter.

3. EAST AYRSHIRE SINGLE OUTCOME AGREEMENT ANNUAL PERFORMANCE REPORT 2008/09

- 3.1 The first SOA Annual Performance Report was submitted to the Scottish Government on 30 September 2009 after receiving overall endorsement by both Cabinet and the Community Planning Partnership Board. The Annual Report followed the overall guidelines set out by the Concordat Oversight Group (COG) as summarised below.

Components of the SOA Annual Review

- 3.2 The Concordat Oversight Group has agreed how reporting in respect of Single Outcome Agreements should be taken forward as follows:
- “The SOA Annual Report will be a factual statement covering progress against national and local outcomes. The report will be made in September each year, on the basis of data available from the previous financial year. The COG has issued a template which Councils and CPPs should use in presenting this information and one table should be used for each national outcome.
 - The Annual Review is a qualitative assessment designed to provide the Council, the CPP and the Scottish Government with information about the effectiveness of the SOA approach”.
- 3.3 An IT-based performance management system is being introduced across the Council and significant work is planned and being taken forward in 2009 in this regard. It has been agreed that this system will be utilised in the future to facilitate accurate and effective SOA reporting; however, until the system has become fully operational, it was agreed that the following interim arrangements would be implemented to ensure that the 2008/09 SOA Annual Performance Report is prepared within the timescale for submission to the CPP Board and Scottish Government in September 2009.
- 3.4 SOA Outcome Reporting Templates, based on the Scottish Government’s template, were prepared by the Community Planning and Partnership Unit (CPPU) and issued to appropriate Lead Officers for dissemination to identified data/information providers within their respective departments/agencies. Prior to issue, the reporting templates were populated to reflect the information included in the SOA Outcome Templates (as at 26 June 2008). In addition, data updates where available have been requested in respect of the new indicators included in our updated SOA.
- 3.5 The information requested from departments/Partner agencies to complete the reporting templates and meet the requirements of the guidance issued by the COG includes:
- narrative on progress in improving the delivery of the National Outcome, including achievements to date, anticipated challenges for future years, and support/actions required to sustain continuous improvement and the delivery of improved outcomes;
 - progress at 31 March 2009 on local outcomes, including provision of the most up to date key performance information/evidence, where this is available, to measure progress against each local outcome (where performance data is not available, provision of narrative around progress is required and an indication of when and how data is likely to become available); and
 - narrative on progress on local outcomes, including a description of the benefits and changes in outcome terms to the quality of people’s lives.
- 3.6 To ensure effective reporting in respect of the Fairer Scotland Fund (FSF), which requires to be included in the SOA Annual Performance Report, an additional section has been included in the reporting template to allow departments/Partner agencies to reflect progress on FSF linked outcomes and indicators.

- 3.7 In addition, information on progress against the agreed commitments contained within the Concordat has also been included within the SOA Annual Performance Report.
- 3.8 Completed templates required to be signed off by relevant Lead Officers and returned to the CPPU by Friday 17 July 2009. Subsequently, the CPPU co-ordinated the annual returns provided by the Council and Partner agencies, and prepared the consolidated SOA Annual Performance Report for consideration by Cabinet, Partner Agencies and the CPP Board, prior to submission to the Scottish Government.
- 3.9 The following table provides the agreed timescales for annual reporting in respect of the SOA to meet the requirements of the CPP Board and the Scottish Government.

Action	Timescale
Prepare and issue SOA Annual Reporting Template 2008/09 to Departments/Partner Agencies	By end May 2009 (Completed)
Lead Officers from departments/Partner agencies to complete and submit SOA Annual Reporting Template returns	Friday 17 July 2009 (Completed)
CPPU to prepare consolidated SOA Annual Report 2008/09	July–August 2009 (Completed)
Feedback from Research, Information and Performance Group	28 July 2009 (Completed)
Feedback from the CHP Committee on health related outcomes	24 August 2009 (Completed)
Annual Report presented to Elected Members at a dedicated seminar	28 September 2009 (Completed)
Annual Report presented to Cabinet for endorsement	30 September 2009 (Completed)
Annual Report presented to CPP Board for final endorsement	30 September 2009 (Completed)
Annual Report submitted to Scottish Government	30 September 2009 (Completed)

- 3.10 A full copy of the SOA Annual Performance Report 2008/09 is attached at Appendix 1 for Committee's consideration. In addition, a glossary of terms relating to the Annual Performance Report is attached at Appendix 2.

Review of reporting arrangements

- 3.11 To facilitate streamlining of reporting within the Community Planning process, work will be progressed towards the integration of reporting in relation to the Community Plan Action Plan Annual Performance Reports and the SOA reporting process from 2009/10 onwards, where possible.
- 3.12 The COG will continue to monitor the need to provide supplementary advice on reporting on the SOA, both to the Scottish Government and as part of local Public Performance Reporting. Additional guidance will be reviewed from an East Ayrshire perspective as and when received.

4. SOA DEVELOPMENT: PRIORITISATION

- 4.1 At its meeting on 30 April 2009, the CPP Board agreed to progress a piece of work to highlight the key strategic priorities/local outcomes for the Partnership. The priorities agreed by the CPP Board at its meeting on 30 July 2009 are attached at

Appendix 3 and have been highlighted within the SOA Annual Performance Report to be submitted in September 2009.

- 4.2 Work will take place over the forthcoming year to consider how best to demonstrate the impact of the key strategic priorities within the Single Outcome Agreement.

5. FINANCIAL IMPLICATIONS

- 5.1 Success in taking forward the East Ayrshire Community Planning Partnership Single Outcome Agreement will assist in securing sustained Scottish Government funding required to provide and further improve services to our communities. It will also assist in maintaining the current reduction in ring-fenced funding and in the drive to further reduce ring-fenced funding to the Council and its Partners.

6. COMMUNITY PLANNING/POLICY/LEGAL IMPLICATIONS

- 6.1 East Ayrshire Community Planning Partnership's Single Outcome Agreement is founded upon Section 20 of the Local Government in Scotland Act 2003. This sets out the Council's general power to advance well-being for its area and persons within that area. The general power is also supported with Statutory Guidance issues under section 21 of the Act and general guidance issues in support of the November 2007 Concordat.

- 6.2 The entire SOA is built upon an understanding of joint intent and accountability between Local Government and the Scottish Government. The November 2007 Concordat, and by implication the SOA, is not seen by CoSLA, or the Council, as forming a contract enforceable in law.

7. RECOMMENDATIONS

- 7.1 The Governance and Scrutiny Committee is requested to:
- i) note that the first SOA Annual Performance Report on progress made in 2008/09 was approved by both the Cabinet and CPP Board on 30 September 2009 and submitted to the Scottish Government thereafter;
 - ii) note the proposals to work towards the integration of reporting on the Community Plan Action Plan Annual Performance Reports with the SOA reporting process, where possible;
 - iii) note the key strategic priorities/local outcomes linked to the SOA, which have been agreed by the CPP Board;
 - iv) agree to receive future SOA Annual Performance Reports as part of the Committee's future work programme;
 - v) note that the Chief Executive will provide a report back to both Cabinet and Governance and Scrutiny Committee on the actions being taken from a Council perspective to improve performance; and
 - vi) otherwise, note the content of the report.

Fiona Lees
Chief Executive
11 November 2009

List of Background Papers


1. The Scottish Spending Review 2007 financial settlement Concordat document agreed between the Scottish Government and Local Government – 14 November 2007.
2. Single Outcome Agreement – Guidance for Community Planning Partnerships (October 2008); jointly supported by the Scottish Government, Audit Scotland, CoSLA, Solace, and the Improvement Service.
3. Single Outcome Agreements 2009 – Governance and Accountability for SOAs – advice note issued by the Scottish Government 5 February 2009.

Any person wishing to inspect the above background papers or to seek further information on this report should contact Gwen Barker, Community Planning and Partnership Manager, (Tel: 01563 554602).

Implementation Officer: Gwen Barker, Community Planning and Partnership Manager.



EAST AYRSHIRE COMMUNITY PLANNING PARTNERSHIP



SINGLE OUTCOME AGREEMENT 2008 – 2011

Annual Performance Report 2008/09



30 September 2009

CONTENTS

	Page
1. Introduction	4
2. Partnership Working	4
3. Community Planning Mid Term Review	5
4. Community Engagement	6
5. Governance and Scrutiny	7
6. Performance Management	8
7. Fairer Scotland Fund	9
8. Outcomes: Progress and Achievement 2008/09	10
9. Development of the SOA	14
10. Challenges – Economic Downturn	15
11. Conclusion	17

SOA Annual Performance Report 2008/09: Outcome Templates

▪ National Outcome 1 – We live in a Scotland that is the most attractive place for doing business in Europe.	2
▪ National Outcome 2 – We realise our full economic potential with more and better employment opportunities for our people.	10
▪ National Outcome 3 – We are better educated, more skilled and more successful, renowned for our research and innovation.	16
▪ National Outcome 4 – Our young people are successful learners, confident individuals, effective contributors and responsible citizens.	27
▪ National Outcome 5 – Our children have the best start in life and are ready to succeed.	43
▪ National Outcome 6 – We live longer, healthier lives.	51
▪ National Outcome 7 – We have tackled the significant inequalities in Scottish society.	61

▪ National Outcome 8 – We have improved the life chances for children, young people and families at risk.	75
▪ National Outcome 9 – We live our lives safe from crime, disorder and danger.	84
▪ National Outcome 10 – We live in well-designed, sustainable places where we are able to access the amenities and services we need.	92
▪ National Outcome 11 – We have strong, resilient and supportive communities where people take responsibility for their own actions and how they affect others.	98
▪ National Outcome 12 – We value and enjoy our built and natural environment and protect it and enhance it for future generations.	106
▪ National Outcome 13 – We take pride in a strong, fair and inclusive national identity.	112
▪ National Outcome 14 – We reduce the local and global environmental impact of our consumption and production.	117
▪ National Outcome 15 – Our public services are high quality, continually improving, efficient and responsive to local people's needs.	122
Concordat between the Scottish Government and Local Authorities	135
Summary of Progress 2008/09	138

1. INTRODUCTION

1. COMMUNITY PLANNING IN EAST AYRSHIRE: 'ONE COUNCIL, ONE PLAN'

Our Vision:

East Ayrshire will be a place with strong, vibrant communities where everyone has a good quality of life and access to opportunities, choices and high quality services which are sustainable, accessible and meet people's needs.

- 1.1 In response to the requirements set out within the Concordat of November 2007, which committed local and national government to develop a Single Outcome Agreement for each local authority area, and as result of the status of the Community Plan – 'One Council, One Plan', East Ayrshire Council and its Planning Partners took a collective view from the outset that a Community Planning Partnership Single Outcome Agreement would be developed for the local area, covering the three-year period from 1 April 2008 to 31 March 2011.
- 1.2 Community Planning Partners in East Ayrshire welcomed the opportunity to develop a Single Outcome Agreement with joint accountability for delivery shared with the Scottish Government. Consequently, the East Ayrshire Community Planning Partnership Single Outcome Agreement (SOA) was signed off by John Swinney, MSP and Cabinet Secretary for Finance and Sustainable Growth, on behalf of the Scottish Government, on 2 July 2008 – one year ahead of the requirement to do so.
- 1.3 Within East Ayrshire, the Community Plan is recognised as the strategic planning document for the delivery of public services and sets out the overall vision for the local area. The SOA builds on and strengthens the strategic priorities articulated in the Community Plan and is regarded as a robust management tool, which will ensure a more streamlined approach to external scrutiny and effective performance management and reporting. In addition, our SOA ensures that Community Planning Partners and the Scottish Government are working closer together to deliver better services, outcomes and quality of life for local people across the East Ayrshire area.
- 1.4 The first Annual Performance Report (2008/09) provides an opportunity to summarise progress and achievement in relation to the implementation and development of our SOA since 1 April 2008, and to demonstrate how Community Planning Partners, either jointly or individually, are working towards improving national outcomes for local people in a way which reflects local needs, circumstances and priorities.

2. PARTNERSHIP WORKING

2. FURTHER OPPORTUNITIES FOR PARTNERSHIP WORKING

- 2.1 The overarching Community Plan provides the foundation for effective partnership working to provide a range of quality public services in East Ayrshire. Within the framework of Community Planning, the SOA approach has provided further opportunities for Planning Partners to ensure maximum benefit for service users and achievement of better outcomes for local communities. This can be demonstrated as follows:

- The Community Planning Partnership (CPP) Board drives forward the implementation and development of the SOA and ensures effective roll out and reporting across Partner agencies.
- The SOA is a standing item on the CPP Board agenda, and implementation/progress reports are routinely submitted to the Council's Cabinet and Partner Agency Boards/Committees for consideration and endorsement.
- New and effective operating arrangements for the Community Health Partnership (CHP) have been implemented and strengthened working relationships across the partnership. The CHP assumes a lead responsibility for driving forward the community planning agenda in respect of improving health and well-being.
- Identified and potential risks arising from the SOA are addressed by Partners through the Community Planning Risk Register, which is also a standing item at the CPP Board.
- Work continues to be taken forward to strengthen relationships at a local level between all relevant partners, including a range of partner agencies and the community and voluntary sectors. In particular, work is ongoing to establish an effective Third Sector interface between the voluntary sector, Community Planning Partnership and Scottish Government.
- The community and voluntary sectors are fully briefed and engaged in the ongoing development of the SOA, demonstrated by their involvement in the mid-term review of the Community Plan Action Plans and by their active participation on Community Planning structures.
- The establishment of new structures for engaging children and young people, equalities groups and the wider community have contributed to the overall development of priorities contained within the mid-term review of the Community Plan Action Plans and SOA.
- The results of the Community Planning Partnership Residents' Survey and Residents' Panel consultations continue to influence the ongoing development of local services and strategic priorities.
- As a result of the ongoing development of the SOA, membership of the Community Planning Joint Officers' Group has been extended to include the Community Justice Authority and further and higher education is now represented on the Community Planning Partnership Board. This will provide further and effective integration of partnership activity at a strategic level.
- The SOA has facilitated better joint working between members of the multi-agency Research, Information and Performance Group, which has a key role in the ongoing development and reporting of the SOA.

3. COMMUNITY PLANNING MID TERM REVIEW

3. MID-TERM REVIEW OF THE COMMUNITY PLAN ACTION PLANS

- 3.1 East Ayrshire's Community Plan has a lifespan of twelve years, effective from 1 April 2003. The six related Action Plans have a four year lifespan, with a mid-term review progressed during each four-year period to take cognisance of new and emerging priorities.
- 3.2 In the context of changing national priorities such as the move to a Community Planning Single Outcome Agreement, and the consequent requirement to facilitate reporting arrangements, the CPP Board agreed to radically review the current

thematic Action Plans (2007-2011) and consider how they could potentially be rationalised as part of the Mid-Term Review of Community Planning, which was fully implemented by 1 April 2009.

- 3.3 As part of the review process, Lead Officers were remitted to ensure robust links and alignment to the agreed National and Local Outcomes in the SOA in the revision and further development of the Action Plans.
- 3.4 The new action plans have been developed by Lead Officers and the Community Plan Action Plan Working Groups, comprising a range of stakeholders from the public, community and voluntary sectors. The new Plans, which were endorsed by all Community Planning Partners and operate from 1 April 2009 to 31 March 2011, are as follows:
- **Improving Health and Wellbeing Action Plan** with lead responsibility sitting with the Community Health Partnership.
 - **Promoting Lifelong Learning Action Plan** with lead responsibility sitting with the Council's Educational and Social Services.
 - **Delivering Community Regeneration Action Plan** with lead responsibility sitting with the Council's Department of Corporate Support.
 - **Improving Community Safety Action Plan** with lead responsibility sitting with Strathclyde Police.

4. COMMUNITY ENGAGEMENT

4. SYSTEMATIC COMMUNITY ENGAGEMENT

- 4.1 Community Planning Partners in East Ayrshire have adopted the National Standards for Community Engagement and apply these across all aspects of their work with local communities.
- 4.2 Effective and systematic engagement of communities lies at the heart of the Community Planning process in East Ayrshire and a wide range of community involvement has facilitated the development and implementation of our SOA as follows:
- **Federations of Community Groups:** comprising representation from communities across East Ayrshire, the Federations of Community Groups ensure that the views of communities are represented in strategic planning and decision making. Each of the two Federations is represented on the CPP Board.
 - **Local Community Planning Forums:** provide a robust mechanism for interactive community engagement and balanced participation from Elected Members, community representatives through the Federations of Community Groups and the Equalities Forum, the voluntary sector and Community Planning Partners. To date, the Forums have met on six occasions to discuss, share good practice and consider solutions to a range of issues, which they have identified as requiring action in their respective areas. Themes have included Sport and Leisure for Young People; Tourism; Regeneration; Community Safety/Anti-social Behaviour; Drugs, Alcohol and Access to Health Services; and Community Regeneration.
 - **Equalities Forum and Young People's Forum:** support provided to these new structures has been essential in ensuring community engagement in the overall

Community Planning/SOA process. Underpinning the overall Young People's Forum are four Local Youth Forums, ensuring appropriate representation from community/youth organisations across East Ayrshire. Key issues to be taken forward in 2008/09 were considered at a workshop of the Young People's Forum in April 2008 and a programme of training prepared to develop confidence, skills and personal development. Close links are established with the Local Community Planning Forums, Young People's Forum and the Equalities Forum.

- **Community Planning Residents' Survey:** the results of the first joint East Ayrshire Community Planning Residents' Survey in 2005 have been used to establish SOA baseline data in respect of local priorities and views of residents on public service provision/satisfaction. To ensure currency of data, the Residents' Survey is progressed every three years and the results of the 2008 survey will be used to inform reporting, as appropriate, in relation to SOA outcome indicators.
- **Residents' Panel:** comprising approximately 1,000 individuals from a cross section of the wider general public, East Ayrshire Residents' Panel was established in 2005 to provide an increased understanding of residents' views, and increase community consultation in the planning and development of services. Four panel consultations have been progressed by a range of partners in 2008/09, including:
 - A National Conversation (East Ayrshire Council/Dialogue Youth);
 - Community Service Awareness and Understanding (Community Justice Authority);
 - Leisure and Cultural Strategy (East Ayrshire Council); and
 - Residents' Panel Survey (East Ayrshire Public Partnership Forum).

Currently, the Residents' Panel is being utilised by the Skills Development and Employability Service to inform the development of its employability and training services and, specifically, a bid for European Structural Funds.

In addition, the following consultations will be progressed in autumn 2009:

- Community Based Adult Learning (East Ayrshire Council); and
- Primary Care Strategy (NHS Ayrshire and Arran).

5. GOVERNANCE AND SCRUTINY

5. GOVERNANCE AND SCRUTINY

- 5.1 Effective corporate governance and scrutiny is to be assured through the Council's Cabinet, and Governance and Scrutiny Committee, the Boards of individual partner agencies and the CPP Board.
- 5.2 In addition, as grant recipient for funds allocated under the auspices of Community Planning, the Council continues to implement robust monitoring arrangements to ensure and demonstrate that funds are spent appropriately. Elected members have a scrutiny role in respect of these funds. Funding allocated to initiatives led by Partners is subject to the relevant agency's monitoring and scrutiny arrangements, with overall review and scrutiny undertaken by the CPP Board.

- 5.3 The advice note issued by the Scottish Government on 5 February 2009, in respect of 'Governance and Accountability for SOAs', clearly sets out what Councils and their partners are signing up to when they sign the SOA with Scottish Ministers. "At a minimum, this includes:
- that partners are signing up to the whole SOA, not selected parts of it;
 - that signing up is equivalent to adopting the SOA as a formal corporate commitment of the Council or Board;
 - that such a commitment is to support the delivery of the SOA in all possible ways compatible with their duties and responsibilities;
 - that all partners are willing to review their pre-existing structures, processes and resource deployment to optimise delivery of outcomes."
- 5.4 With full cognisance of the above guidance, all Community Planning Partners in East Ayrshire have endorsed our updated SOA, which was approved by the Scottish Government on 16 June 2009 and officially signed off as part of the Ministerial Summer Tour on 23 June 2009.
- 5.5 As part of our responsibilities in respect of public performance reporting and duty of Best Value, our annual performance report on progress towards the agreed outcomes and commitments in the SOA has been endorsed by the Council's Cabinet, Partner Agency Boards/Committees and the CPP Board. Information resulting from the annual report to the Scottish Government will also be used to shape the Council's annual Public Performance Report.

6. PERFORMANCE MANAGEMENT

6. IT-BASED PERFORMANCE MANAGEMENT SYSTEM

- 6.1 Recognising the need to report timeously and accurately to the Scottish Government in respect of outcome achievement, as part of its Improvement Action Plan, the Council has procured an IT-Based Performance Management System.
- 6.2 Work is currently being progressed within Council to establish appropriate internal systems to ensure that the Council is in a position to report annually on the outcomes set within the SOA.
- 6.3 It is the intention that Community Planning Partners will ultimately have access to the system through a secure web portal with defined users, Scorecards for key staff and a Partnership reporting protocol. This will involve training for partners' staff on data input, entering analysis and running reports. Interim arrangements have been implemented to ensure effective reporting in respect of 2008/09 annual reporting, with the Community Planning and Partnership Unit collating Partner Agency SOA performance data for consolidation into the overall East Ayrshire annual performance report.
- 6.4 In addition, systems have been established to ensure required monitoring and reporting on the outcomes associated with the Fairer Scotland Fund.

7. FAIRER SCOTLAND FUND

7. FAIRER SCOTLAND FUND PROGRAMME REVIEW 2008

- 7.1 Following the announcement of the implementation of the new Fairer Scotland Fund from 1 April 2008, the CPP Board agreed at its meeting on 6 March 2008 that full reviews of all existing projects and initiatives should be progressed to ensure that the Community Planning/SOA strategic priorities are progressed effectively.
- 7.2 The review meetings were progressed in May 2008, and project/initiative activity, performance, staffing and financial requirements were reviewed jointly under the related Community Planning theme. In addition, relevant information from the Council's exercise to review the future needs of all temporary posts informed the overall review process for those projects funded from the Fairer Scotland Fund.
- 7.3 To assess the impact of the work and make recommendations to the Board on future funding, a review panel was established for each Community Planning theme, comprising the relevant Community Planning Action Plan Lead Officer, Partner Agency representatives, the Council's Executive Head of Finance and Asset Management or Financial Controller, and the Community Planning and Partnership Manager. The review meetings were chaired by Executive Directors/Partners' agency representatives, as appropriate.
- 7.4 Recommendations on future funding allocations in respect of the Fairer Scotland Fund three-year programme (from 2008/09 to 2010/11) were presented for consideration to and endorsed by the CPP Board on 10 June 2008.
- 7.5 The future sustainability of essential, high quality services linked directly to Community Planning priorities has been an ongoing concern for Community Planning Partners in East Ayrshire. To ensure the effective transition of projects to mainstream service, as appropriate, when ring-fencing of the Fairer Scotland Fund is removed in 2010/11, recommendations arising from the review process also included a proposal to transfer responsibility for the management of future Fairer Scotland Fund resource allocations to relevant departments within the Council. This will ensure that appropriate services, including those which will contribute to the achievement of outcomes in our SOA, will be taken forward beyond the ring-fenced funding period.
- 7.6 As a consequence of this transfer, departments have been working in partnership with the Community Planning and Partnership Unit to ensure that appropriate outputs, linked to relevant local outcomes in the SOA, are developed in respect of projects/programmes of activity funded via the Fairer Scotland Fund.
- 7.7 Community Planning Partners will carry out a further programme review during 2010/11 to ensure that effective progress is being made and that services continue to meet local need.

8. OUTCOMES: PROGRESS AND ACHIEVEMENT 2008/09

8. SUMMARY OF PROGRESS AND ACHIEVEMENT 2008/09

8.1 The detailed annual performance report in respect of our progress towards SOA outcome achievement is attached in the templates under each of the National Outcomes.

8.2 Key highlights in respect of overall performance in 2008/09, which address the high level strategic priorities and outcomes identified by the Community Planning Partners include the following:

Community Planning Partnership – Strategic Priority: Improving educational and skills attainment in schools

8.3 Significant progress in the achievement of improved educational attainment has been demonstrated between 2006/07 and 2008/09, including improved levels in reading (from 79% to 82%), writing (from 71% to 75%) and maths (from 83% to 85%) in primary schools; and reading (from 67% to 71%), writing (50% to 54%) and maths (69% to 71%) in secondary schools.

8.4 An overall improvement is also demonstrated in respect of cumulative attainment of national qualifications by secondary pupils, including an increase from 89% to 92% in Scottish Credit and Qualifications Framework SCQF3 (English and Maths). In conjunction with schools, early years, community learning and development, colleges and voluntary organisations, a range of programmes is provided which meets the needs of individual young people through the Curriculum for Excellence and alternative curricular programmes.

8.5 An extended curriculum providing a range of vocational courses at Ayr College and Kilmarnock College can be accessed by pupils from all nine secondary schools in East Ayrshire, with 735 pupils (15% of the S3 to S6 cohort) attending the colleges in 2008/09.

Community Planning Partnership – Strategic Priority: Increasing the capacity of the local workforce and ensuring our young people are properly prepared for the world of work

8.6 A successful Community Planning Partnership European Bid secured £2.8 million additional resources to provide a range of employability services across East Ayrshire. As a consequence of this, the Skills Development and Employability Service has been established, which working with a range of Partners, including local colleges and the Careers Service, provides local people with opportunities to access the most appropriate support to meet their individual requirements linked to opportunities available within the labour market.

8.7 In 2008/09, a total of 645 individuals, including 420 people with multiple barriers to employment and 203 young people in the More Choices: More Chances category, have been supported, with positive outcomes recorded for 88 people who progressed into education/training, for 102 individuals who have gained recognised qualifications and 93 individuals who have secured employment.

Community Planning Partnership – Strategic Priority: Promoting economic regeneration

- 8.8 East Ayrshire unemployment rates are above the Scottish average; which, until the recent economic downturn, had been declining faster than the Scottish trend. In taking a partnership and proactive approach to address the effects of the recent economic downturn, which saw the claimant count unemployment rate in East Ayrshire dramatically increase from 3.3% in April 2008 to 5.5% at March 2009 and rising, an Ayrshire Employment Task Force, which was established initially within East Ayrshire and has been extended to cover North Ayrshire and South Ayrshire, has been formed to ensure that effective, co-ordinated support is made available to sustain local businesses and support employees affected by the recession.
- 8.9 Tourism is of undoubted value to the East Ayrshire economy, contributing £55.75 million to the local economy in 2006. Estimated tourism expenditure in East Ayrshire increased by 8.6% from the baseline position to £60.57 million in 2008 or 2.6% in real terms (linked to the Consumer Price Index [CPI]).
- 8.10 East Ayrshire Tourism Strategy and Action Plan 'The Way Ahead 2009-2015' outlines that there is considerable potential to grow tourism revenues in East Ayrshire, provides a strategic framework for tourism and forms the basis for collaborative work by East Ayrshire Council, other public sector agencies and private sector tourism operators.

Community Planning Partnership – Strategic Priority: Regenerating our town centres

- 8.11 In East Ayrshire, a range of activity is being taken forward to regenerate and improve our town centres and villages, and deal with run down areas. At November 2006, there were 210 vacant and derelict town centre buildings in East Ayrshire compared to 152 vacant and derelict buildings in June 2009.
- 8.12 Key projects have been the establishment of the Conservation Area Regeneration Scheme (CARS) and Townscape Heritage Initiative (THI) within Kilmarnock town centre and a CARS in Cumnock town centre. These are significant and nationally important partnership projects, with Historic Scotland and the Heritage Lottery Fund among other funders, and will have a significant positive effect on the built heritage within both towns. Both projects are part of wider regeneration strategies for each town.
- 8.13 The Scottish Government recently announced that one of the key development sites, namely the 'Knockroon' site identified in the Local Plan Alteration, is recognised as an 'exemplar project' under the Scottish Sustainable Communities Initiative. The 'Knockroon' site has the potential to raise the profile of Scotland internationally in relation to sustainable developments. A master plan has been prepared by the Prince's Foundation for the Built Environment on behalf of the Prince's Charities which own the site and demonstrates that 'Knockroon' will be a walkable, mixed use, mixed housing community with homes, jobs and local shops. Employment uses include small workshops and offices for start up businesses, and retail and skills training in association with Kilmarnock and Ayr Community Colleges.

Community Planning Partnership – Strategic Priority: Protecting and sustaining our environment

- 8.14 Recycling rates have been improving and East Ayrshire is currently regarded as one of the leading authorities in Scotland. To date, East Ayrshire Council has complied with and exceeded all European and national landfill diversion and recycling targets.
- 8.15 With the implementation of kerbside recycling and complementary schemes, and utilising clean and efficient technologies, landfill diversion and recycling within East Ayrshire has increased significantly (from approximately 7% at March 2004 to 36.6% at 2006/07, to 42.1% at March 2009). The tonnage of biodegradable waste land filled was reduced from 33,775 tonnes in 2006 to 26,042 tonnes in 2008/09 and the total tonnage diverted from landfill (recycled/composted) was 30,281 tonnes in 2008/09.

Community Planning Partnership – Strategic Priority: Improving community safety in neighbourhoods and homes and protecting our most vulnerable residents

- 8.16 In East Ayrshire, the rate per 1,000 population that are 'looked after' by the local authority is higher than the average rate for Scotland. Educational attainment of looked after children in East Ayrshire is below the Scottish average and that of comparator authorities. In 2008/09, 38.2% of looked after children in East Ayrshire left care with at least one Foundation award, in any subject, compared to 39.5% in 2006/07.
- 8.17 Following the release of the Scottish Government publication: 'These are our Bairns: a guide for community planning partnerships on being a good corporate parent' (September 2008), a series of seminars was convened to raise awareness of the Council, Elected Member and Community Planning Partnership's responsibilities in respect of corporate parenting and provide an opportunity for members to focus attention on the needs of Looked After and Accommodated children and young people and care leavers from an East Ayrshire perspective. The results of the seminars were increased understanding and awareness and the development of a corporate parenting action plan for implementation across the range of local partners.

Community Planning Partnership – Strategic Priority: Reducing crime and anti-social behaviour

- 8.18 There has been a significant reduction in violent crime which can partly be attributed to an increase in the number of Police patrols on the streets carrying out proactive stop/searches, visiting licensed premises and implementing the Breaking the Circle of Violence action plans as part of the ongoing Campaign against Violence. Crimes of violence have reduced from 330 in 2007/08 to 245 in 2008/09. In addition, incidents of antisocial behaviour have reduced from 6,862 in 2007/08 to 6,695 in 2008/09.

Community Planning Partnership – Strategic Priority: Reducing fatalities and casualties as a result of road traffic collisions

- 8.19 A range of initiatives for young people is ongoing to reduce the number of road casualties, including Reckless Driving Wrecks Lives; the Hero to Zero Campaign, Kerbcraft; and the Scottish Cycling Training Scheme. No children have been killed in road accidents in East Ayrshire since 1996; however, there has been a slight increase in those seriously injured from 4 in 2007/08 to 5 in 2008/09. Strathclyde Police has implemented additional Police patrols to reinforce the drink drive message particularly during the festive season; 106 individuals were reported for speeding offences and 181 for drink driving offences in 2008/09.

Community Planning Partnership – Strategic Priority: Shifting the balance of care for older people and community care groups

- 8.20 Partners are committed to implementing the National Community Care Outcomes Framework (CCOF) and the Partnership has demonstrated consistently high levels of performance in previous years though the Joint Performance Information Assessment Framework (JPIAF) and CCOF returns. The three indicators highlighted on page 104 of the outcome template document in relation to 'delayed discharge' represents a continued level of 'best in class' performance. In practical terms, this means that individuals are not required to remain in hospital due to a lack of availability of community based provision and further evidences the continued commitment to 'shifting the balance of care' away from institutional to community based provision.
- 8.21 Support to carers is provided by a range of statutory and voluntary organisations, including The Princess Royal Trust East Ayrshire Carers Centre. Over 5,700 carers in East Ayrshire were supported by the Carers Centre in 2008/09 compared to 4,500 carers supported in 2006/07.

Community Planning Partnership – Strategic Priority: Improving health and reducing health inequalities

- 8.22 We have recently reviewed and revised our Community Health Partnership (CHP) structure in East Ayrshire, which allows better planning and collaborative working with partners from NHS Ayrshire and Arran, East Ayrshire Council and the voluntary and community sectors, to address local health issues.
- 8.23 Within East Ayrshire, there is growing concern in relation to substance misuse. Consequently, over the two years from 1 April 2008 to 31 March 2010, Community Planning Partners have pledged to focus increased attention and resources on making a difference to the issues caused by the misuse of alcohol and drugs, with a particular focus on alcohol as the main issue identified in East Ayrshire. Alcohol awareness training was delivered to 42 Community Pharmacy staff; over 300 people received information during alcohol awareness week 2008 and 5 national campaigns were supported to reflect national priorities. This work will be further enhanced by the establishment of a Locality Alcohol and Drugs Partnership, which will form part of the CHP.
- 8.24 Significant work has been taken forward in 2008/09 through a partnership approach to address health inequalities in our disadvantaged communities. For example, the national anticipatory care programme 'Keepwell', targets the 45–64 years age group within the 0–15% most deprived data zones and this programme is being

progressed locally. In addition, a range of activity is in place to support smoking cessation, including 10 specialist smoking cessation support groups, individual support provided in rural areas and a hospital advisor available 5 days per week. Over 1,500 clients were also supported to stop smoking through the community pharmacy smoking cessation scheme from January 2009. Results from the 2008 Residents' Survey demonstrate 43% of adults aged 16 plus in the most deprived areas smoking, which indicates a maintained position from 2005.

9. DEVELOPMENT OF THE SOA

9. ONGOING DEVELOPMENT OF THE SOA AND CONTINUOUS IMPROVEMENT

9.1 As previously noted, our SOA has a three year lifespan from 2008-2011, which has been agreed with the Scottish Government and is consistent with the next formal review of the Community Plan Action Plans scheduled for March 2011.

9.2 In taking full cognisance of the revised SOA Guidance (October 2008), the following revisions/additions were included within the updated document signed off by the Scottish Government on 23 June 2009:

- an integrated area profile;
- revisions to current indicators and targets, where appropriate;
- further refinement of the HEAT targets;
- the inclusion of 'end' targets;
- the completion of outstanding baselines and targets;
- reference to how issues are being addressed in relation to the current economic climate; and
- links to other related strategic plans.

9.3 In addition, our updated SOA includes information in respect of the twelve commitments contained in the Concordat; progress against which will be reported on an annual basis.

9.4 In response to comments received by the Scottish Government in respect of the prioritisation of the outcomes contained within our SOA, the CPP Board, over the summer period identified and agreed a set of high level strategic priorities for the Partnership, as identified in section 8 above, and is as follows:

- Improving educational and skills attainment in schools.
- Increasing the capacity of the local workforce and ensuring our young people are properly prepared for the world of work.
- Promoting economic regeneration.
- Regenerating our town centres.
- Protecting and sustaining our environment.
- Improving community safety in neighbourhoods and homes and protecting our most vulnerable residents.
- Reducing crime and anti-social behaviour.
- Reducing fatalities and casualties as a result of road traffic collisions.
- Shifting the balance of care for older people and community care groups.
- Improving health and reducing health inequalities.

- 9.5 A range of work streams to address issues in relation to Single Outcome Agreements is being taken forward nationally with a view to identifying and promoting good practice, rather than prescribing procedures. These will be considered from an East Ayrshire perspective as they are received.
- 9.6 Our SOA is ambitious and challenging and it is essential that we learn from our experience of the outcomes approach and build on our successes. We will require to demonstrate that our work, either jointly or individually, has contributed to achieving better outcomes for communities and to improving the quality of life for people living and working in East Ayrshire.
- 9.7 Through the ongoing development of the SOA, we will be able to measure our performance and track our progress, and demonstrate to local people how we are achieving agreed targets and making a real and lasting difference in our communities.
- 9.8 Further work will be taken forward in 2009/10 to facilitate, develop and refine future performance reporting of progress in respect of the SOA outcomes, including further alignment with Community Planning performance reporting.
- 9.9 Partners are committed to ensuring continuous improvement and progress against the relevant indicators will be subject to review by the Community Planning Partnership Board, the Council's Cabinet and Partner Agency Boards. Consequently, action will be taken to ensure that opportunities are taken forward to progress required activity through the Community Planning Thematic Action Plans and relevant Service Plans as appropriate.
- 9.10 In addition, opportunities will be afforded to a range of partners from agencies, and the community and voluntary sectors, as appropriate, to contribute to the continuous assessment process.
- 9.11 By continually reviewing our SOA in respect of efficiency, effectiveness and flexibility, change can be managed effectively and will allow us to focus on our aims, priorities and performance; all to the benefit of local people.

10. CHALLENGES – ECONOMIC DOWNTURN

10. ECONOMIC DOWNTURN

- 10.1 The current global economic downturn has presented significant challenges for East Ayrshire, with a considerable increase in unemployment over recent months to 5.5% (third highest in Scotland) compared to 3.9% in Scotland as at March 2009. In addition, the gap between East Ayrshire and the national average has widened. Specific work by Partners to address the issue includes:
- providing assistance to support the continued trading position of existing business;
 - working with the Scottish Government, Scottish Enterprise, the Business Gateway and other agencies to maximise packages to support existing and start-up businesses; and
 - working with Jobcentre Plus, the local colleges and a range of local providers to deliver assistance and support to individuals to enhance skills development and

employability prospects, both with existing employment and in seeking future employment.

- 10.2 In addition, a multi-agency Ayrshire Employment Task Force was established in January 2009 in response to the effects of the economic downturn, particularly in the manufacturing sector where over 300 job losses in East Ayrshire were announced in the first two months of 2009. Its principal role is to ensure that effective, co-ordinated support is made available to sustain the businesses and support the employees affected.
- 10.3 No new jobs were created through inward investment in 2008/09 due to the reduction in the inward investment market as a result of the economic recession, which has resulted in strategic business investment decisions being driven principally by cost reduction through location in developing countries. However, activity to promote strategic business locations for new and growing businesses will continue to be taken forward through the Community Planning process.
- 10.4 Following the announcement by Diageo plc of its intention to close its Kilmarnock plant with the loss of 700 jobs and the consequent impact on the local economy, the Council and its Community Planning Partners, in partnership with the Scottish Government, have taken a proactive approach to convincing the company to reverse its decision. With the objective of keeping Johnnie Walker in Kilmarnock, a range of actions has been progressed, as follows:
- commissioning of an independent review of Diageo's Business Case and financial assumptions, led by Scottish Enterprise with the Council and Scottish Government contributing throughout the process;
 - commissioning by the Council of an independent Economic Impact Assessment to assess the implications of the closures and job losses on the local economy;
 - the development of a national strategy for promoting the long-term sustainability of the drinks industry in Scotland, co-ordinated jointly by the Scottish Government and the Scottish Office; and
 - the development of a local community campaign led by the Council.
- 10.5 The local community campaign has received high levels of support locally, nationally and internationally and has included:
- a march and rally in Kilmarnock on Sunday 26 July 2009 attended by 20,000 people, including the First Minister and local and national politicians;
 - a dedicated website at www.johnniewalkerinkilmarnock.com and a poster and leaflet campaign;
 - a petition started by Kilmarnock Football Club, with organised petition signings in Kilmarnock Town Centre every Saturday, in a range of other venues such as Glasgow City Centre and at a high profile events including Ayr Flower Show; and
 - the distribution of campaign material nationally and globally to ensure maximum impact from the campaign.
- 10.6 On 9 September 2009, Diageo announced that they had considered and rejected the Task Force's proposal document for retaining Diageo jobs in Kilmarnock. The Task Force will now focus on developing proposals to support the development of new jobs in Kilmarnock.

11. CONCLUSION

11. CONCLUSION

- 11.1 As demonstrated within the first annual performance report, significant progress has been made against the planned outcomes contained within the Single Outcome Agreement.
- 11.2 Community Planning Partners have also taken the opportunity to strengthen and develop their commitment to partnership working to ensure that their operating arrangements, both strategically and operationally, continue to be fit for purpose.
- 11.3 The Partnership has also ensured a proactive response to the challenges encountered as a result of the global economic downturn and work will continue across the Partnership to ensure that all necessary action can be taken to counter the effects of the global recession on the East Ayrshire area.
- 11.4 There is a resolute commitment within East Ayrshire Community Planning Partnership to continue to develop and ensure the delivery of quality services for the residents of East Ayrshire. We will continue our work across the Partnership and with the Scottish Government to address and meet the priorities contained within our Community Plan and related Single Outcome Agreement, all within the framework of the agreed national outcomes.

30 September 2009

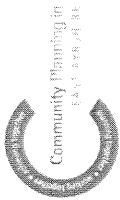


EAST AYRSHIRE COMMUNITY PLANNING PARTNERSHIP

SINGLE OUTCOME AGREEMENT 2008-2011

Annual Performance Report 2008/09 Outcome Templates

30 September 2009



National Outcome 1: We live in a Scotland that is the most attractive place for doing business in Europe.

Local Outcomes		Progress 2008/09
Growth in East Ayrshire's business base		X
	Increase in business start up rate (close the gap with Scotland)	✓
Skills capacity of the local workforce increased (FSF)	Increase in net number of VAT registered companies (close the gap with Scotland)	✓
	Reduction in the percentage of working age economically active persons with no qualifications (close the gap with Scotland)	
Attractiveness, reliability and integration of the transport network enhanced	Increase in the proportion of passengers satisfied with public transport reliability	✓
	<ul style="list-style-type: none"> • Rail • Bus 	X

■ denotes Community Planning Partnership Strategic Priority (FSF) denotes linked outcome to the Fairer Scotland Fund

National Outcome 1: We live in a Scotland that is the most attractive place for doing business in Europe.

PROGRESS IN IMPROVING THE DELIVERY OF THE NATIONAL OUTCOME

Community Planning Partners have in place a range of effective structures and operating arrangements to ensure effective progress against the planned local outcomes and related national outcomes contained within the Single Outcome Agreement. The key drivers for change are summarised below:

Business Growth and Skills Development

- Community Planning Partners in East Ayrshire have continued to demonstrate:
 - a clear focus on regeneration as a principal strategic priority;
 - solid planning policies, including those included in the East Ayrshire Local Plan, which prioritise land use for business and industry;
 - provision of a range of effective business development support measures;
 - innovative skills development and employability programmes, focusing on getting people into work and strengthening skills within the workplace; and
 - a commitment to the development of tourism as an industry with significant potential for growth in its economic and employment impact.
- As part of the commitment to support companies during the economic downturn and in support of the Scottish Government's 6 point economic recovery plan, Scottish Enterprise has developed a more detailed 12 point action plan which is currently being implemented.
- As a consequence of the global economic down turn, East Ayrshire's Community Planning Partners face significant issues and challenges related to the recent contraction of the manufacturing industry. Specific work by Partners to address issues in respect of the current economic downturn includes:
 - providing assistance to support the continued trading position of existing business;
 - working with the Scottish Government, Scottish Enterprise, the Business Gateway and other agencies to maximise packages to support existing and start-up businesses; and
 - working with Jobcentre Plus, the local colleges and a range of local providers to deliver assistance and support to individuals to enhance skills development and employability prospects, both with existing employment and in seeking future employment.
- In addition, an Ayrshire Employment Task Force, which was established initially within East Ayrshire and extended to cover North Ayrshire and South Ayrshire, has been formed in response to the effects of the economic downturn, particularly in the manufacturing sector where over 300 job losses in East Ayrshire were announced in the first two months of 2009. As well as the three Councils, members of the Task Force include Jobcentre Plus, Scottish Enterprise, Business Gateway, Ayrshire Chamber of Commerce, the Federation of Small Businesses and Kilmarnock College, whose remit is to gather and share information regarding companies which are experiencing trading difficulties and to ensure that effective, co-ordinated support is made available to sustain the businesses and support the employees affected.
- In addition, and at the time of writing, significant and sustained efforts are being made to reverse the proposals by Diageo plc, a major local employer, with regard to the closure of its Kilmarnock plant, which would result in the loss of approximately 700 jobs. However, despite these efforts at local and national

level, Diageo plc announced on Wednesday 9 September 2009 that the Kilmarnock plant would close, which will have a significant impact on the local economy of East Ayrshire. As a consequence of this, work will be taken forward to support the local workforce as the 'Johnnie Walker' brand prepares to leave Kilmarnock.

Transport Network

- Community Planning Partners in East Ayrshire, in particular East Ayrshire Council (EAC) and Strathclyde Partnership for Transport (SPT), continue to work with other key stakeholders to progress further improvement of the transport system, which will improve accessibility to town centres and the road and rail links between East Ayrshire and beyond. Progress in relation to developing an improved, integrated and sustainable transport system includes:
 - a joint agreement to deliver SPT's 6 point step change for bus strategy;
 - carrying out bus infrastructure improvements;
 - working with Transport Scotland to develop and roll-out Smartcard ticket technology;
 - promoting improved rail infrastructure and rail services with Transport Scotland and Network Rail; and
 - improving access to the national motorway system by carrying out improvements on the connecting road networks. The need for corridor upgrades to promote better connectivity between the M74 and Ayrshire is a core priority in the Regional Transport Strategy.

NB: The 2008/09 progress report is based on the most recent data available. It is important to note that current data availability means that some reported changes may be for periods prior to 1 April 2008. Over time, it is anticipated that more data will become available, which will allow future progress to be reported more explicitly.

PROGRESS AT MARCH 2009 ON LOCAL OUTCOMES

Local Outcome	Indicator/s (noting frequency/type/source)	Baseline at 2006/07	Progress at March 2009 (Indicators where available)	'Progress' target/s to 2010/11 (where available)	'End' target/s and timescale/s or direction of travel	Current status
Growth in East Ayrshire's business base	Business start-up rate Annual / SLIMS / DTI Small Business Service	2.5 per 1,000 adults (East Ayrshire) 2.8 per 1,000 adults (Scotland) (2005) Revised baselines are provided by ONS for previous years' estimates each time a new set of figures are released. In this regard, original SOA baseline figures for 2005 have been updated as follows: East Ayrshire: 2.3 per 1,000 population; and Scotland 2.8 per 1,000 population	2.4 per 1,000 adults (East Ayrshire) 3.5 per 1,000 adults (Scotland) (2007)	Close the gap with Scotland – increase from 2.5 to 2.8 by 2011 Revised target included in updated SOA (June 2009) as follows: Close the gap with Scotland by 2011	Increase – close the gap – in business start up	X
Net number of VAT-registered companies Annual / Nomis		2,600 (East Ayrshire) 136,905 (Scotland) (2006)	2,695 (East Ayrshire) 141,895 (Scotland) (2007)	Close the gap with Scotland – increase from 2,600 to 3,000 by 2011 Revised target included in updated SOA (June 2009) as follows: Close the gap with Scotland by 2011	Increase – close the gap – net number of VAT registered businesses	✓

Key: Improving progress ✓

Maintaining progress =

Improvement required X

Data unavailable O

denotes Community Planning Partnership Strategic Priority

Summary of progress and achievement 2008/09:

Key performance highlights and success during 2008/09, which will contribute to the growth in East Ayrshire's business base are summarised below.

- The most recent figures available demonstrate that although the business start up rate in East Ayrshire is considerably lower than the national average and that the gap has widened with Scotland, there has been a slight increase in East Ayrshire's business start up since the baseline position (based on revised baseline figures). As a consequence of the current economic downturn, there is potential that the business start-up rate in East Ayrshire will fall into decline due to the risks associated with establishing a new business, particularly in the current climate.
- The delivery of business start up services in East Ayrshire is provided through the Business Gateway. In 2008/09, a total of 1,150 businesses in East Ayrshire were supported with high quality business advice against a target of 1,100. There were 237 business start ups against a target of 200. Childcare businesses have been supported to start up which contributes to the growth of the business base in East Ayrshire. In addition, activity to promote strategic business locations for new and growing businesses will continue to be taken forward through the Community Plan Delivering Community Regeneration Action Plan.
- The net number of VAT registered businesses has increased slightly from 2,600 to 2,695 companies and is considered a reflection of the higher level and value of business development support which is available through the Business Gateway service.
- Although East Ayrshire has been hit by a number of significant redundancy announcements over recent months, these have almost exclusively in businesses where the strategic management decisions are made outwith East Ayrshire and often outwith Scotland. Locally owned and managed businesses are proving to be more resilient and there has been an increase in applications to the Council for business development support, in terms of loan funding and grant assistance, towards the implementation of specific projects to drive businesses forward.
- European Structural Funds have been secured to support a range of employment enterprises in East Ayrshire. This funding also supports unemployed individuals to access training opportunities required to meet the needs of the local labour market and address skills shortages and skills gaps.
- Work placement opportunities provided by local employers through a range of employment initiatives assists them to identify potential new employees, develop their business resources and reduce training costs.

Local Outcome	Indicator/s (noting frequency/type/source)	Baseline at 2006/07	Progress at March 2009 (Indicators where available)	'Progress' target/s to 2010/11 (where available)	'End' target/s and timescale/s or direction of travel	Current status
Skills capacity of the local workforce increased (FSF)	Percentage of working economically active persons with no qualifications Annual / Futureskills Scotland and SLIMS	13.2% (East Ayrshire) 9.6% (Scotland) (2006)	11.4% (East Ayrshire) 8.7% (Scotland) (2008)	Close the gap with Scotland – reduce to under 10% by 2011	Reduction – close the gap – in the percentage of economically active working age persons with no qualifications	✓
Key: Improving progress ✓ Maintaining progress = Improvement required X Data unavailable O						

☐ denotes Community Planning Partnership Strategic Priority; (FSF) denotes linked local outcome to the Fairer Scotland Fund

Summary of progress and achievement 2008/09:

Key performance highlights and success during 2008/09, which will contribute to increasing the skills capacity of the local workforce are summarised below.

- The Scottish Credit and Qualifications Framework pilot was completed and applications accepted from June 2009, which will facilitate in work support towards recognised qualifications.
- The establishment of the Skills Development and Employability Service in 2008/09 has facilitated a strategic and partnership approach to the provision of employability services, which maximises opportunities to increase the educational and vocational skills capacity of the local workforce.
- A range of opportunities has been created for unemployed individuals to work towards achieving accredited qualifications supported through European Structural Funds and delivered by a range of partners.
- National training programmes are delivered to prepare young people for work, providing them with opportunities to gain recognised vocational qualifications and work experience to enhance their future employment opportunities. In addition, a range of support is provided to local employers in respect of recruitment and development of a skilled workforce.
- The work of the Business Gateway in supporting the development of new businesses and activity undertaken by the Council, Business Gateway and Scottish Enterprise in supporting the growth and development of existing businesses has contributed to the strengthening of business viability, the development of skills and the continuation of employment.

Local Outcome	Indicator/s (noting frequency/type/source)	Baseline at 2006/07	Progress at March 2009 (Indicators where available)	'Progress' target/s to 2010/11 (Where available)	'End' target/s and timescale/s or direction of travel	Current status
Attractiveness, reliability and integration of the transport network enhanced	Proportion of passengers satisfied with public transport reliability Every 2 years / Scottish Household Survey / Strathclyde Partnership for Transport	86%: rail (2005)* 75%: bus (2005)* *Regional figures provided	88.7%: rail (2006)* 74.3%: bus (2006)* *Regional figures provided 63.1% rail (2006) 85.3% bus (2006) East Ayrshire figures	Increase the proportion of passengers satisfied with transport reliability by 2011	Increase proportion of passengers satisfied with public transport reliability	✓ X
Key: Improving progress ✓ Maintaining progress = Improvement required X Data unavailable O						

Summary of progress and achievement in 2008/09:

Key performance highlights and success during 2008/09, which will contribute to an enhanced transport network are summarised below.

- The baseline indicator figure provided by SPT at June 2008 was based on regional figures as localised data was unavailable at that time. The East Ayrshire figures recently provided reflect a higher level of satisfaction with bus transport than rail transport. The 85.3% customer satisfaction with buses suggests a relatively good level of bus services within East Ayrshire.
- In respect of rail travel, the 63.1% figure suggests that there is scope for improvement. In this regard, Network Rail is progressing work to provide a dynamic loop at Stewarton to improve the frequency of services between Kilmarnock and Glasgow. Currently, an hourly service is provided which is struggling to meet demand at peak periods.
- Practical progress has been made towards improving the attractiveness, reliability and integration of the transport network in East Ayrshire, including:
 - EAC signing up to a partnership arrangement with SPT, which has resulted in a bus warden scheme to improve the compliance and reliance of bus transport in East Ayrshire, developing improved Real Time Passenger Information and Quality Bus Corridors and exploring the potential to develop transport fleet efficiencies;
 - the installation of raised kerbs and bus shelters at Galston on the A71, Queen's Drive, Kilmarnock and Glasgow Road, Muirkirk;
 - the allocation of extended funding to Coalfield Community Transport to provide a new 'Cumnock Connector' service, which commenced in January 2009;
 - the ongoing work to provide a dynamic loop between Kilmarnock and Barrhead as well as upgrading the track and signalling on the Kilmarnock to Dumfries Rail Line, which will improve rail services serving East Ayrshire;
 - the provision for improved infrastructure, including improved park and ride facilities at rail stations (EAC is progressing the improvement of Stewarton and Dunlop 'Park and Ride' facilities with funding assistance from SPT);
 - a range of Partners and key stakeholders working to develop transport solutions in respect of the Prince's Foundation Trust's proposals regarding the development of Dumfries House as a visitor attraction;
 - the promotion of active travel through Sustainable Travel awareness events, the provision of cycle racks for staff at Crosshouse Hospital and additional funding to safeguard two community transport initiatives; and
 - improvements and potential improvements to the routes leading to the national motorway network by promoting the inclusion of improvements to the A70, A71 and the A77, which will contribute to the overall efficiency of the road network.

FAIRER SCOTLAND FUND

A more detailed summary reflecting the investment of the Fairer Scotland Fund (FSF) in tackling poverty, deprivation and employability, and the contribution to the achievement of local outcomes, is provided below:

Skills Development and Employability Initiative: Delivers a range of employability services across East Ayrshire. Individuals are able to access the most appropriate support to meet their needs linked to the opportunities available within the local labour market. The project is located within communities throughout East Ayrshire and delivers support to individuals through unemployment and dependence to sustainable employment and independence. Achievements in 2008/09 include:

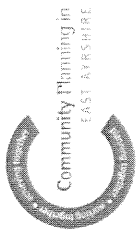
- 44 enterprises supported and the equivalent of 21 full-time equivalent job opportunities created. In addition, 8 individuals gained employment through supported job brokerage schemes and a further 2 individuals gained employment through supported ICT/e-learning facilities;
- 645 individuals supported by the Skills Development and Employability Service in 2008/09, including 203 young people not in education, employment or training. To date, 102 of these individuals have achieved part or full qualifications; 88 individuals have progressed into further education or training and 93 individuals have moved into employment; and
- FSF resources also utilised to finance transport and other 'in employment' training and support costs necessary to ensure positive outcomes and sustainable employment.

(Primary link to FSF criteria: Focused action on improving employability as a key means of tackling poverty.)

East Ayrshire JobRotation: Assists small and medium sized enterprises in East Ayrshire by facilitating the training and development of employees. Employees are released for training, which provides 26-week placement opportunities for unemployed East Ayrshire residents. The project tackles unemployment by providing work, training and paid employment for unemployed people within Ayrshire. Achievements in 2008/09 include:

- 68 East Ayrshire companies across 6 industrial sectors participating in JobRotation;
- 458 company employees released to participate in training opportunities; and
- companies assisted to meet new industry standards, for example, transport companies enabled to access 'Driver Certificate of Professional Competence' training in line with new European Union requirements (all drivers will be required to have this qualification by 2013). To date, 134 East Ayrshire company beneficiaries and one JobRotation trainee have completed this training.

(Primary link to FSF criteria: Focused action on improving employability as a key means of tackling poverty.)



EAST AYRSHIRE COMMUNITY PLANNING PARTNERSHIP SINGLE OUTCOME AGREEMENT 2008-2011
ANNUAL PERFORMANCE REPORT 2008/09: OUTCOME SUMMARY

National Outcome 2: We realise our full economic potential with more and better employment opportunities for our people.

Local Outcomes	Progress 2008/09
Our young people are properly prepared to enter the world of work (FSF)	X
Good quality job opportunities are available which are accessible to local people in East Ayrshire	<p style="text-align: center;">X</p> <p style="text-align: center;">✓</p> <p style="text-align: center;">✓</p> <p style="text-align: center;">X</p> <p style="text-align: center;">✓</p>
	<p>Increase in the proportion of school leavers in positive and sustained destinations (close the gap between East Ayrshire and the Scottish average)</p> <p>Reduction in the claimant count unemployment (close the gap between East Ayrshire and the national average)</p> <p>Increase in the employment rate (close the gap between East Ayrshire and the national average)</p> <p>Increase in the median weekly earnings for full time employees (maintain level with or above the national average)</p> <ul style="list-style-type: none"> • Residents' earnings • Workplace earnings <p>Reduction in the number and percentage of adults of working age claiming Incapacity Benefit</p>

☐ denotes Community Planning Partnership Strategic Priority
 (FSF) denotes linked outcome to the Fairer Scotland Fund

National Outcome 2: We realise our full economic potential with more and better employment opportunities for our people.

PROGRESS IN IMPROVING THE DELIVERY OF THE NATIONAL OUTCOME

Community Planning Partners have in place a range of effective structures and operating arrangements to ensure effective progress against the planned local outcomes and related national outcomes contained within the Single Outcome Agreement. The key drivers for change are summarised below:

- East Ayrshire Employability Forum has been established, which is a recommended action from the Scottish Government in respect of implementing the Employability Framework for Scotland: Workforce Plus with the aim of contributing to Closing the Opportunity Gap. The purpose of the Forum is to develop a partnership with key services to provide a strategic and co-ordinated response to delivering a range of effective employability services to meet the needs of local people and the local labour market. In addition, the Forum will ensure funding secured to deliver employability services makes an impact on:
 - increasing the employment rates;
 - reducing the number of people with no qualifications; and
 - reducing the number of the working age population receiving welfare benefits.

The Forum will drive forward actions relating to employability as detailed in the Community Plan Delivering Community Regeneration Action Plan and linked to the outcomes in the Single Outcome Agreement.

- A successful Community Planning Partnership European Structural Funds Bid secured £2.8 million additional resources to provide a range of employability services across East Ayrshire. The funds support 22% of economically inactive individuals receiving welfare benefits to access support, training and assistance to progress to a positive destination, and funding is confirmed to March 2010. As a consequence of this, the Skills Development and Employability Service has been established, which working with a range of Partners, including local colleges and Skills Development Scotland, provides local people with opportunities to access the most appropriate support to meet their individual requirements linked to opportunities available within the labour market.
- The current economic downturn has presented significant challenges for East Ayrshire, with a considerable increase in unemployment over recent months to 5.5% (third highest in Scotland) compared to 3.9% in Scotland as at March 2009. In addition, the gap between East Ayrshire and the national average has widened. A future challenge will be to reverse this trend and to continue to secure financial resources, including European Structural Funds, to provide training and employment opportunities for local people.

PROGRESS AT MARCH 2009 ON LOCAL OUTCOMES

Local Outcome	Indicator/s (noting frequency/type/source)	Baseline at 2006/07	Progress at March 2009 (Indicators where available)	'Progress' target/s to 2010/11 (where available)	'End' target/s and timescale/s or direction of travel	Current status
Our young people are properly prepared to enter the world of work (FSF)	Proportion of school leavers in positive and sustained destinations Annual / Scottish Government	85% (East Ayrshire)	84.4% (East Ayrshire)	Increase – close the gap between East Ayrshire and the Scottish average by 2011	Increase – close the gap between East Ayrshire and the Scottish average	X

Key: Improving progress ✓ Maintaining progress = Improvement required X Data unavailable O

☐ denotes Community Planning Partnership Strategic Priority; (FSF) denotes linked outcome to the Fairer Scotland Fund

Summary of progress and achievement in 2008/09:

Key performance highlights and success during 2008/09, which will contribute to preparing our young people to enter employment, education or training are summarised below.

- 5,819 school pupils in East Ayrshire received targeted needs led support supported by Skills Development Scotland.
- 69.7% of all unemployed 16-19 year olds residing in East Ayrshire, who have been supported by Skills Development Scotland, progressed into a positive outcome, 60.2% of whom sustained these positive outcomes for at least three months.
- 970 trainees aged 16-19 and 20+ years and residing in East Ayrshire commenced training (Modern Apprentices 16-19 and 20+, Skillseekers, Get Ready for Work, Lifeskills and Training for Work) during the course of the year and as at 31 March 2009, there were 982 individuals in training.
- Jobcentre Plus worked with employers to promote job vacancies to all age groups as per the latest Age Legislation. New Deal and Jobcentre Plus Advisory Services were utilised to prepare young people for employment. Links were established to the More Choices More Chances action plans and in respect of the development of college provision for young people. Jobcentre Plus serviced 6,828 job vacancies in East Ayrshire in 2008/09, down from 8,334 in 2007/08.
- 203 young people in the More Choices: More Chances group engaged in employability services supported by European Structural Funds.
- The 'Young Persons Guarantee' will assist in ensuring that young people are properly prepared to enter employment and opportunities in East Ayrshire.
- The current economic downturn presents challenges for all groups and individuals to progress to employment; however, it is anticipated that additional opportunities for young people will be delivered through the Future Jobs Fund.

Local Outcome	Indicator/s (noting frequency/type/source)	Baseline at 2006/07	Progress at March 2009 (indicators where available)	'Progress' target/s to 2010/11 (where available)	'End' target/s and timescale/s or direction of travel	Current status
Good quality job opportunities are available which are accessible to local people in East Ayrshire	Claimant unemployment count Monthly / Nomis	3.9% (East Ayrshire)	5.5% (East Ayrshire)	Reduction – close the gap between East Ayrshire and the national average by 2011	Reduction – close the gap between East Ayrshire and the national average	X
	Employment rate Annual / SLIMS	2.6% (Scotland) (April 2007)	3.9% (Scotland) (March 2009)	Increase – close the gap between East Ayrshire and the national average by 2011	Increase – close the gap between East Ayrshire and the national average	✓
	Median weekly earnings for full time employees Annual / Annual Survey of Hours and Earnings / Scottish Neighbourhood Statistics	71% (East Ayrshire)	74.4% (East Ayrshire)	Increase – East Ayrshire to maintain the level with or above the national average by 2011	Increase – East Ayrshire to maintain the level with or above the national average by 2011	✓
	Number and percentage of working age adults claiming Incapacity Benefit Quarterly / Department for Work and Pensions	76% (Scotland) (October 2007 to September 2008) Nomis	£482 EA residents £462 Sco residents £454 EA workplace £460 Sco workplace (2008)	Reduction – in number of adults claiming Incapacity Benefit by 2011	Reduction in number of adults claiming Incapacity Benefit	X East Ayrshire workplace earnings increased but are slightly below Scotland in 2008
Key: Improving progress ✓ Maintaining progress = Improvement required X Data unavailable O						

☐ denotes Community Planning Partnership Strategic Priority

Summary of progress and achievement in 2008/09:

Key performance highlights and success during 2008/09, which will contribute to the availability of good quality job opportunities are summarised below.

- A range of employability initiatives has been developed and implemented, supported by Partner investment and European Structural Funds, which will be delivered until March 2010.
- A job brokerage scheme is in place to broker good quality job opportunities for local people.
- Learning centres and job clubs have been established in communities across East Ayrshire providing local access and support for jobseekers.
- Employer incentives are promoted to encourage consideration of long term unemployed individuals for employment vacancies.
- Support is made available to employers to assist with recruitment in relation to their respective vacancies and aftercare support is available for those who are successful in securing jobs to assist them to sustain employment.
- Training opportunities have been designed to address future skills shortages and equip individuals to compete effectively for future employment.
- Specific training courses are designed and delivered to assist unemployed people to compete more effectively for skilled jobs.
- Over £732,000 has been secured from the Future Jobs Fund to deliver 113 new employment opportunities, providing jobs and community benefits across East Ayrshire in 2009/10.
- Appropriate information, advice and assistance was provided to 1,614 individuals in receipt of Incapacity Benefit, further to which 827 referrals were made to support provision, 180 job submissions were made and 44 individuals subsequently entered work.

FAIRER SCOTLAND FUND

A more detailed summary reflecting the investment of the Fairer Scotland Fund (FSF) in tackling poverty, deprivation and employability issues and the contribution to the achievement of local outcomes is provided below:

Skills Development and Employability Initiative: Delivers a range of employability services across East Ayrshire. Individuals are able to access the most appropriate support to meet their needs linked to the opportunities available within the local labour market. The project is located within communities throughout East Ayrshire and delivers support to individuals through unemployment and dependence to sustainable employment and independence. Achievements in 2008/09 include:

- FSF resources maximised and used as match funding to lever in a higher level of investment to disadvantaged areas;
- 44 enterprises supported and the equivalent of 21 full-time equivalent job opportunities created. In addition, 8 individuals gained employment through supported job brokerage schemes and a further 2 individuals gained employment through supported ICT/e-learning facilities;
- 645 individuals supported by the Skills Development and Employability Service in 2008/09, including 420 individuals experiencing multiple barriers to employment and 203 young people not in education, employment or training. To date, 102 of these individuals have achieved part or full qualifications; 88 individuals have progressed into further education or training; and 93 individuals have moved into employment.
- FSF resources also finance transport and other 'in employment' training and support costs necessary to ensure positive outcomes and sustainable employment.

(Primary link to FSF criteria: Focused action on improving employability as a key means of tackling poverty.)

East Ayrshire JobRotation: Assists small and medium sized enterprises in East Ayrshire by facilitating the training and development of employees. Employees are released for training, which provides 26-week placement opportunities for unemployed East Ayrshire residents. The project tackles unemployment by providing work, training and paid employment for unemployed people within Ayrshire. Achievements in 2008/09 include:

- a total of 82 employment opportunities created for previously unemployed JobRotation trainees;
- 25 of the 82 JobRotation trainees completed their work placement, and 23 (92%) of these individuals were retained by the employer. The remaining 2 completers moved into alternative higher paid employment;
- 78.9% of all project leavers (including completers and early leavers) moved into sustained employment and 2.6% of project leavers went into further education; and
- of the 13 early leavers, 5 individuals moved into other employment and one returned to further education, which represents a 46% positive outcome for early leavers.

(Primary link to FSF criteria: Focused action on improving employability as a key means of tackling poverty.)

More Choices More Chances: Provides a programme of support, which focuses on young people in East Ayrshire in the 14-19 years age group who are not in education, employment or training. Programme activity includes support for chronic school truants; enhanced work-related experience; enhanced "winter leavers" programme for school pupils; support to prevent 'drop outs' from tertiary education; and programmes to improve confidence in young people. Achievements in 2008/09 include:

- over 50 young people assisted in respect of attendance issues;
- approximately 120 S3 and S4 pupils participated in Prince's Trust XL programmes and 45 young people participated in three Prince's Trust Team programmes;
- 450 S2 and S3 pupils participated in Kilmarnock College Leadership Academy;
- 120 pupils across 6 secondary schools were involved in the Careers Scotland Active8 project;
- 12 vulnerable pupils participated in Cumnock Academy East Ayrshire Strategy for Youth project; and
- all secondary pupils received 'Young Scot' information packs.

(Primary link to FSF criteria: A clear focus on investment to address the causes of poverty, not its symptoms; and Focused action on improving employability as a key means of tackling poverty.)

ANNUAL PERFORMANCE REPORT 2008/09: OUTCOME SUMMARY

National Outcome 3: We are better educated, more skilled and more successful, renowned for our research and innovation.

Local Outcomes	Progress 2008/09	
<p>Educational attainment for adults across all adult age groups increased (FSF)</p>	<p>X ✓</p>	<p>Increase in the proportion of residents of working age with recognised qualifications</p> <ul style="list-style-type: none"> • Adults with no qualifications • Adults with First Degree/Higher Degree
	<p>✓</p>	<p>Increase in the proportion of residents participating in training or learning experience in the last 2 years</p>
<p>Student retention rates increased and drop out rates reduced</p>	<p>= ✓ X ✓</p>	<p>Increase in the percentage of students completing courses in further education establishments</p> <p>Ayr College:</p> <ul style="list-style-type: none"> • Students completing Further Education courses • Students completing Higher Education courses <p>Kilmarnock College:</p> <ul style="list-style-type: none"> • Students completing Further Education courses • Students completing Higher Education courses

■ denotes Community Planning Partnership Strategic Priority (FSF) denotes linked outcome to the Fairer Scotland Fund

Local Outcomes

	Progress 2008/09
	<p>Increase in student retention rates in further education establishments</p> <p>Ayr College: Early Student Retention</p> <ul style="list-style-type: none"> • Further Education/Full Time • Further Education/Part Time • Higher Education/Full Time • Higher Education/Part Time <p>Ayr College: Student Retention</p> <ul style="list-style-type: none"> • Further Education/Full Time • Further Education/Part Time • Higher Education/Full Time • Higher Education/Part Time
<p>Student retention rates increased and drop out rates reduced</p>	<p>X</p> <p>✓</p> <p>X</p> <p>✓</p> <p>✓</p> <p>✓</p> <p>✓</p> <p>✓</p> <p>✓</p>

■ denotes Community Planning Partnership Strategic Priority (FSF) denotes linked outcome to the Fairer Scotland Fund

Local Outcomes

Progress 2008/09	
	<p>Increase in student retention rates in further education establishments (continued)</p> <p>Kilmarnock College: Early Student Retention</p> <ul style="list-style-type: none"> • Further Education/Full Time • Further Education/Part Time • Higher Education/Full Time • Higher Education/Part Time <p>Kilmarnock College: Student Retention</p> <ul style="list-style-type: none"> • Further Education/Full Time • Further Education/Part Time • Higher Education/Full Time • Higher Education/Part Time
	<p>X</p> <p>✓</p> <p>✓</p> <p>=</p> <p>X</p> <p>X</p> <p>✓</p> <p>X</p>
<p>Student retention rates increased and drop out rates reduced</p>	
<p>Access to learning opportunities to improve quality of life and well being increased (FSF)</p>	<p>Increase in the total number of adult learners assisted with adult literacy (including English for Speakers of other languages [ESOL] learners) and numeracy skills</p>
	<p>O</p>

■ denotes Community Planning Partnership Strategic Priority (FSF) denotes linked outcome to the Fairer Scotland Fund

National Outcome 3: We are better educated, more skilled and more successful, renowned for our research and innovation.

PROGRESS IN IMPROVING THE DELIVERY OF THE NATIONAL OUTCOME

Community Planning Partners have in place a range of effective structures and operating arrangements to ensure effective progress against the planned local outcomes and related national outcomes contained within the Single Outcome Agreement. The key drivers for change are summarised below:

- The Promoting Lifelong Learning Action Plan acts as the driver for partnership working in all aspects of lifelong learning in East Ayrshire and also acts as the Community Learning Strategy for East Ayrshire.
- The current economic climate has presented challenges for securing employment and this has resulted in increased numbers of people accessing opportunities to engage in further education and training to gain accredited qualifications. European Structural Funds have been secured to support 22% of economically inactive individuals receiving welfare benefits to receive support, training and assistance to progress to a positive destination and funding is confirmed to March 2010.
- The Skills Development and Employability Service has been established in 2008/09 to provide a range of coordinated employability support for local people, including access to training and vocational qualifications. Training and further education opportunities are provided to equip our people with the skills and qualifications required for our future labour market.
- The Promoting Lifelong Learning Partnership (formerly Promoting Community Learning Partnership) delivers a range of learning programmes to improve adults' and young people's literacy and numeracy skills, with the aim of improving people's life opportunities at work, at home or in accessing public services. It is anticipated that the number of literacy and numeracy learners accessing learning opportunities will continue to increase as existing literacy and numeracy projects work with increased numbers of learners and as new projects become eligible for literacy and numeracy funding.

PROGRESS AT MARCH 2009 ON LOCAL OUTCOMES

Local Outcome	Indicator/s (noting frequency/type/source)	Baseline at 2006/07	Progress at March 2009 (Indicators where available)	'Progress' target/s to 2010/11 (where available)	'End' target/s and timescale/s or direction of travel	Current status
Educational attainment for adults across all adult age groups increased (FSF)	Proportion of residents of working age with recognised qualifications Every 3 years / East Ayrshire Community Planning Residents' Survey	41% of adults with no qualifications; 4% of adults with First Degree/ Higher Degree (December 2005)	46% of adults with no qualifications; 5% of adults with First Degree/ Higher Degree (December 2008)	Increase the number of adults of working age and First Degree / Higher Degree qualifications by 2011	Increase the number of adults of working age with qualifications	X
	Proportion of residents participating in training or learning experience in the last 2 years Every 3 years / East Ayrshire Community Planning Residents' Survey	23% of adults participated in training/learning (December 2005)	29% of adults participated in training/learning (December 2008)	Increase the number of adults of working age participating in training/learning experience by 2011	Increase the number of adults of working age participating in training/learning experience	✓

Key: Improving progress ✓ Maintaining progress = Improvement required X Data unavailable O

□ denotes Community Planning Partnership Strategic Priority; (FSF) denotes linked outcome to the Fairer Scotland Fund

Summary of progress and achievement 2008/09:

Key performance highlights and success during 2008/09, which will contribute to increased educational attainment for adults across all adult age groups are summarised below.

- Although the percentage of adults with no recognised qualifications appears to have increased since the 2005 baseline position, there has been an increase in the percentage of adults with first degree/higher degree qualifications at 2008.
- There has been an increase in the percentage of adults participating in training and learning experiences which, it is anticipated, will contribute to an overall increase in the number of adults with recognised qualifications in the longer term.
- Results in the 2008 Residents' Survey demonstrate that 38% of respondents in the 16-24 age group had undertaken some form of training or learning (30% in 2005).
- Opportunities are available for people to work towards a range of qualifications, from pre-vocational to those which are job specific or are required by legislation.
- There are ten branded learning centres in East Ayrshire which meet or exceed the requirements of the Quality Enhancement and Development Strategy.
- A total of 131 unemployed individuals have been supported to achieve recognised qualifications through the Skills Development and Employability Service and it is anticipated that this figure will increase due to the limited job opportunities within the current labour market, and as people participate in college courses to better prepare for employment when the economy improves.

- 484 learners participated in ICT learning courses, a reduction from 2007/08 against a target of a 10% increase. In addition, a further 1,700 adults participated in drop in sessions to access ICT; 133,406 computer sessions were accessed in libraries, an increase of 17,180 from 2007/08; 146 European Computer Driving Licence (ECDL) tests were undertaken in the Dick Institute and Cumnock community library; and 22 email for beginners courses and 18 internet for beginners courses were delivered in libraries across East Ayrshire.
- Against a target of two courses per year in relation to health, culture, parenting and entrepreneurship, a total of 61 courses and events were delivered to 771 learners, including 23 health courses, 17 cultural events delivered including Gaelic language, 2 parenting courses and 14 Family Learning Courses. In addition, 2 entrepreneurship courses were delivered for young people through XL programmes.

Local Outcome	Indicator/s (noting frequency/type/source)	Baseline at 2006/07	Progress at March 2009 (Indicators where available)	'Progress' target/s to 2010/11 (where available)	'End' target/s and timescale/s or direction of travel	Current status
Student retention rates increased and drop out rates reduced	Percentage of students completing courses in further education establishments Annual / Scottish Funding Council	Ayr College: FE: 78% HE: 75% (2005/06)	Ayr College: FE: 78% HE: 77% (2006/07)	Increase completion rates by 2011	Increase course completion rates	=
		Kilmarnock College FE: 80% HE: 83% (2005/06)	Kilmarnock College: FE: 75% HE: 84% (2006/07)	(Students completing programme with a national qualification aim –Note 1)		
	Student retention rates in further education establishments Annual / Scottish Funding Council	Ayr College: Early Student Retention 2005/06 FE/FT: 93% FE/PT: 94% HE/FT: 92% HE/PT: 93%	Ayr College: Early Student Retention 2006/07 (Note 2): FE/FT: 91% FE/PT: 96% HE/FT: 89% HE/PT: 94%	Increase retention rates by 2011	Increase course retention rates	X
						✓
						X
						✓

Local Outcome	Indicator/s (noting frequency/type/source)	Baseline at 2006/07	Progress at March 2009 (Indicators where available)	'Progress' target/s to 2010/11 (where available)	'End' target/s and timescale/s or direction of travel	Current status	
Student retention rates increased and drop out rates reduced	Student retention rates in further education establishments Annual / Scottish Funding Council	Student Retention	Student Retention (Note 3):	Increase	Increase	✓	
		FE/FT: 74%	FE/FT: 75%	retention rates by 2011	retention rates	✓	
		FE/PT: 88%	FE/PT: 91%			✓	
		HE/FT: 71%	HE/FT: 74%			✓	
		HE/PT: 88% (2005/06)	HE/PT: 90% (2006/07)			✓	
		Kilmarnock College Early Student Retention	Kilmarnock College: Early Student Retention				X
		FE/FT 86%	FE/FT 85%				✓
		FE/PT 94%	FE/PT 97%				✓
		HE/FT 85%	HE/FT 89%				=
		HE/PT 94% (2005/06)	HE/PT 94% (2006/07)				X
		Student Retention	Student Retention:				X
		FE/FT 75%	FE/FT 73%				X
FE/PT 93%	FE/PT 88%				X		
HE/FT 79%	HE/FT 81%				✓		
HE/PT 97% (2005/06)	HE/PT 94% (2006/07)				X		
Key: Improving progress ✓		Maintaining progress =	Improvement required X	Data unavailable O			

Summary of progress and achievement 2008/09:

Key performance highlights and success during 2008/09, which will contribute to reflecting increased student retention rates are summarised below.

- Additional figures have been provided to reflect Scottish Funding Council figures for full time (FT) and part time (PT) students on Further Education (FE) and Higher Education (HE) courses.
- The most up to date information available is for 2006/07, which overall reflects good progress for Ayr College and Kilmarnock College in respect of student completion rates and student retention rates. The next updates for 2007/08 to be published by the Scottish Funding Council are anticipated in November 2009.

Notes:

1. **Students completing programme with a national qualification aim:** This figure is the number of students who finish the year expressed as a percentage of the number of students on programme at the qualifying date (25% of the way through their course).
2. **Early Student Retention:** The number of students who are still on the programme 25% of the way through expressed as a percentage of the number of students enrolled on the programme.
3. **Student Retention:** The number of students completing the programme expressed as a percentage of the Early Student Retention.

Local Outcome	Indicator/s (noting frequency/type/source)	Baseline at 2006/07	Progress at March 2009 (Indicators where available)	'Progress' target/s to 2010/11 (where available)	'End' target/s and timescale/s or direction of travel	Current status
Access to learning opportunities to improve quality of life and well being increased (FSF)	Total number of adult learners assisted with adult literacy (including English for Speakers of other languages [ESOL] and learners) and numeracy skills Annual / Community Learning and Development Management Reporting / East Ayrshire Council	1,870 (adults and children)	1,095 adult learners supported in literacy learning, including family literacies and ESOL The seeming reduction is attributed to a change in how family learning is now calculated due to an increased focus on the parents involved.	Increase the number of adult learners assisted with adult literacy and numeracy skills by 2011	Increase the number of adult learners assisted with adult literacy and numeracy skills	* Data not comparable
Key: Improving progress ✓ Maintaining progress = Improvement required X Data unavailable O						

Summary of progress and achievement 2008/09:

Key performance highlights and success during 2008/09, which will contribute to increased access to learning opportunities are summarised below.

- In 2008/09, a total of 1,095 adult learners improved their literacy and numeracy skills. This includes learners where English was their second language, adult literacy and numeracy learners, family literacy learners, workplace literacies learners and literacy work with learners with additional support needs.
- The original baseline figure (1,870) included the number of children receiving assistance with literacy and numeracy through family literacies learning. In 2008/09, the Promoting Lifelong Learning Partnership took the opportunity to review the current figures and report only the number of adult literacy and numeracy learners. Reports on family learning for children will be reported separately to the Promoting Community Learning Partnership.
- Eight projects were funded through the Adult Literacy and Numeracy Fund managed by the Promoting Community Learning Partnership in the year to 31 March 2009. These projects targeted family learning; workplace learning; youth literacies; learners with English as a second language; learners with physical and learning difficulties; and health. Each of the projects was evaluated by the Partnership at a review day in February 2009 and it was clearly demonstrated that learners had improved their literacy and numeracy skills by highlighting instances where the skills gained had enabled them to improve areas of their life such as employment and family life. A number of achievements and particular successes have been achieved to date, including:
 - the identification of a literacy project as good practice in the HMLe Inspection of the Learning Community around Cumnock Academy. The Youth Literacies project delivered by Essential Skills in partnership with the East Ayrshire Strategy for Youth project was highlighted as a good practice example and a report published on the HMLe website;
 - Libraries, Essential Skills and two local Primary Schools taking part in the national Scottish Premier League (SPL) Reading Stars programme with Kilmarnock Football Club. This project enabled families from the local schools to improve their reading skills using books recommended by Scottish Premier League footballers. The project included players from Kilmarnock Football Club and ended successfully with a visit to Rugby Park on a match day; and
 - an increase in the number of literacy learners with English as their second language (ESOL) to 168 in 2008/09. The ESOL groups involved were able to provide a number of activities for Adult Learners week.

- A baseline figure for learners accessing adult guidance was established at 596. Two information sharing opportunities were offered against a target of 4 - a Stakeholders Seminar was held on 5 November 2008 in Kilmarnock for nearly 50 practitioners and NHS Ayrshire and Arran staff participated in a Health Literacies project piloted in East Ayrshire by the Scottish Government in October 2008. Interagency referral procedures for community based learners will be taken forward in 2009/10.
- A total of 3 health events were held at Bowhouse Prison with a focus on health literacies and 3 workplace learning programmes were delivered in partnership with local employers, namely Diageo, Kerr and Smith in Cumnock and Thornton Nursing Homes, for their workforces. Six courses were provided for learners where English was a second language.
- The benefits and progress in outcome terms to the quality of literacy learners' lives and opportunities has become apparent. Through the use of assessment tools such as the Rickett Scale and the evaluation of individual learning plans, the Partnership has been able to gather evidence which indicates that learners feel more confident, feel better about themselves and expect to achieve more. Others report that they are more able to work with other people. This is particularly noticeable in feedback from the young literacy learners in the More Choice More Chances target group.

FAIRER SCOTLAND FUND

A more detailed summary reflecting the investment of the Fairer Scotland Fund (FSF) in tackling poverty, deprivation and employability, and the contribution to the achievement of local outcomes, is provided below:

- Skills Development and Employability Initiative:** Delivers a range of employability services across East Ayrshire. Individuals are able to access the most appropriate support to meet their needs linked to the opportunities available within the local labour market. The project is located within communities throughout East Ayrshire and delivers support to individuals through unemployment and dependence to sustainable employment and independence. Achievements in 2008/09 include:
- the provision of FSF resources providing essential match funding to maximise additional finance, including European Structural Funds, which provides a higher level of investment for disadvantaged areas;
 - the implementation of a partnership approach to deliver employability provision, resulting in improved choice and accessibility of training and further education opportunities; and the establishment of the East Ayrshire Employability Forum which enables a coordinated approach to meeting the Local Outcomes;
 - the provision of a range of training/learning opportunities with accredited qualifications supported by partners and 645 individuals (including 203 young people not in education, employment or training) received support, with 88 progressing to further education/training and 102 gaining a full or part qualification;
 - as a result of the current economic situation which has reduced the number of direct employment opportunities, an increase in the number of people entering further education to enhance their qualifications and employment opportunities when the economy improves;
 - to address legislation requirement for those wishing to work on construction sites, 14 people passed the proficiency test for the Construction Skills Certification Scheme awards. This number is anticipated to increase to over 100 in 2009/10;
 - other additional job specific qualifications have been procured/delivered on an individual needs basis as has training for adults already in work to ensure that they are able to sustain their employment; and
 - the progression of a mapping exercise to ascertain the availability of training and learning opportunities across East Ayrshire for both young people and adults, which will assist in respect of future local labour market and qualification requirements.

(Primary link to FSF criteria: Focused action on improving employability as a key means of tackling poverty.)

East Ayrshire JobRotation: Assists small and medium sized enterprises in East Ayrshire by facilitating the training and development of employees. Employees are released for training, which provides 26-week placement opportunities for unemployed East Ayrshire residents. The project tackles unemployment by providing work, training and paid employment for unemployed people within Ayrshire. Achievements in 2008/09 include:


- 82 JobRotation trainees and 458 company beneficiaries released for training in line with individual training needs; and
- a total of 406 accredited and non-accredited training courses delivered across a range of sectors, including construction, catering, manufacturing and transport.

(Primary link to FSF criteria: Focused action on improving employability as a key means of tackling poverty.)

East Ayrshire Woodlands: A social forestry project, which provides training and work experience places (26–44 weeks) for long-term unemployed adults. The programme incorporates guidance, counselling, certificated vocational training, skills development and includes an aftercare service to assist people to secure employment. Achievements in 2008/09 include:

- 23 participants in training and work experience placements;
- 98 vocational qualifications achieved in a range of subjects, including chainsaw, brush cutting and woodchopper operation and tractor driving (Land Based National Training Organisation [LANTRA]), pesticides (National Proficiency Tests Council [NPTC]), and deer management (Deer Management Qualifications [DMQ]); based on a retention rate of 82%, this equates to over 5 qualifications per individual; and
- due to the late start to programme (July 2008 when European Funding awarded) no participants completed during the year; however, 2 people did move into employment.

(Primary link to FSF criteria: Focused action on improving employability as a key means of tackling poverty.)



EAST AYRSHIRE COMMUNITY PLANNING PARTNERSHIP SINGLE OUTCOME AGREEMENT 2008-2011
ANNUAL PERFORMANCE REPORT 2008/09: OUTCOME SUMMARY

National Outcome 4: Our young people are successful learners, confident individuals, effective contributors and responsible citizens.

Local Outcomes

Local Outcomes	Progress 2008/09	Increase/maintain the proportion of schools receiving positive inspection reports
Educational and skills attainment in schools increased	=	<ul style="list-style-type: none"> • Quality Indicator 1.1 • Quality Indicator 2.1 (Primary and Secondary) • Quality Indicator 5.3
	✓	<p>Improve the percentage of pupils attending publicly funded schools attaining appropriate levels in reading, writing and maths (as measured as part of 5-14 National Assessments and S4 exam results in English and maths)</p> <p>Primary:</p> <ul style="list-style-type: none"> • Reading • Writing • Maths
	✓	

■ denotes Community Planning Partnership Strategic Priority (FSF) denotes linked outcome to the Fairer Scotland Fund

Local Outcomes	Progress 2008/09
	<p>Improvement in the percentage of pupils attending publicly funded schools attaining appropriate levels in reading, writing and maths (as measured as part of 5-14 National Assessments and S4 exam results in English and maths) (continued)</p> <p>Secondary:</p> <ul style="list-style-type: none"> • Reading ✓ • Writing ✓ • Maths ✓ <p>SCQF3:</p> <ul style="list-style-type: none"> • English ✓ • Maths ✓
<p>Educational and skills attainment in schools increased</p>	<p>Increase in cumulative attainment of National Qualifications by all pupils in publicly funded secondary schools for S4</p> <p>SCQF3:</p> <ul style="list-style-type: none"> • (English & Maths) ✓ • (5+ awards) ✓ <p>SCQF4: (5+ awards) ✓</p> <p>SCQF5: (5+ awards) ✓</p> <p>Increase in cumulative attainment of National Qualifications by all pupils in publicly funded secondary schools for S5 and S6</p> <p>SCQF6: (1+ awards):</p> <ul style="list-style-type: none"> • S5 X • S6 ✓

Local Outcomes

Progress 2008/09	
Educational and skills attainment in schools increased	<p>Increase in cumulative attainment of National Qualifications by all pupils in publicly funded secondary schools for S5 and S6 (continued)</p> <p>SCQF6: (3+ awards):</p> <ul style="list-style-type: none"> • S5 • S6 <p>SCQF6: (5+ awards):</p> <ul style="list-style-type: none"> • S5 • S6
	<p>=</p> <p>✓</p> <p>=</p> <p>✓</p>
	<p>Reduction in the number of young people in the 'More Choices More Chances' category</p>
	<p>Full range of wider achievements recorded for all pupils aged 3-18 years</p> <p>Increase in the range of 'skills for work' and vocational programmes for all pupil ability levels aged 14-18 years</p> <ul style="list-style-type: none"> • Kilmarnock College • Ayr College • Total Kilmarnock College and Ayr College
Educational and skills attainment in schools increased (FSF)	<p>✓</p>
	<p>0</p>
Educational wider achievements (non-academic achievements) and skills for work/ vocational programmes increased as defined by the four capacities of the Curriculum for Excellence (CfE)	<p>✓</p>
	<p>✓</p>
	<p>✓</p>

■ denotes Community Planning Partnership Strategic Priority (FSF) denotes linked outcome to the Fairer Scotland Fund

Local Outcomes

Progress 2008/09	
<p>Educational wider achievements (non-academic achievements) and skills for work/ vocational programmes increased as defined by the four capacities of the Curriculum for Excellence (CfE)</p>	<p>O</p> <p>Opportunities for all learners aged 3-18 years to develop skills in 'enterprise' and 'creativity' formalised in inter-disciplinary curriculum programmes</p>
	<p>Pupil absence and exclusion rates in line with our comparator authorities averages</p> <ul style="list-style-type: none"> • Absence Rates • Exclusion Rates
<p>Participation by young people in community based learning and active citizenship increased (FSF)</p>	<p>Increase in the number of young people actively participating in active citizenship activities</p>
	<p>Increase in the number of young people participating in community based learning opportunities</p>

■ denotes Community Planning Partnership Strategic Priority (FSF) denotes linked outcome to the Fairer Scotland Fund

National Outcome 4: Our young people are successful learners, confident individuals, effective contributors and responsible citizens.

PROGRESS IN IMPROVING THE DELIVERY OF THE NATIONAL OUTCOME

Community Planning Partners have in place a range of effective structures and operating arrangements to ensure effective progress against the planned local outcomes and related national outcomes contained within the Single Outcome Agreement. The key drivers for change are summarised below:

- **Curriculum for Excellence:** The department of Educational and Social Services (ESS) has made good progress to date in raising awareness and taking forward, both strategically and operationally, the Curriculum for Excellence (CfE) with teaching and support staff, parents and elected members. This Single Outcome Agreement specifically identifies the Curriculum for Excellence programme as a priority and specific target areas include 'managing transitions, including teaching methods and transition from 3-5 and 5-14; recognising wider achievement; and developing Skills for Work programmes for post 14 year olds in partnership with the colleges.
- The Curriculum for Excellence is already embedded into the work of most of our primary schools, early years establishments and special educational needs establishments. In addition, secondary schools have begun to consider the opportunities offered by CfE and there are examples of good practice in this regard, some of which has been given national recognition (for example, Doon Academy for innovative work in the S1-S3 curriculum). Now that the outcomes are published, all schools are ready to take the next steps. There is a general mood of optimism in East Ayrshire and the secondary sector is proactively embarking on review and change while awaiting the new national qualification framework.
- **Creative Arts:** The opportunity for young people to experience and participate in musical and cultural experiences supports the learning of all pupils, in particular those whose learning styles respond well to creative opportunities. Through these opportunities, our young people, in a wholly inclusive way, have experienced the creative process, developing transferable skills such as communication, problem solving and group working. Promoting citizenship, participation and self-respect through music opportunities leads to understanding, confidence and ownership, while the personal values of pupils and parents will be positively affected as they become aware of the merits of participation in a wide range of musical activities. The programme provides a quality experience for all with a particular focus on rural areas, and on areas of social deprivation, and equips young people with a range of life skills and attitudes that will serve them in a changing society.
- **Enterprise Education: Determined to Succeed:** The Determined to Succeed (DtS) team leads on enterprise in education (3-18) and links with More Choices More Chances, 16+ Learning Choices and Work Experience programmes, and is integral to the Learning and Teaching agenda through Curriculum for Excellence. DtS supports the Scottish Government's plans to develop leadership at all levels, while supporting the Skills for Scotland and Economic Strategies. The plan for 2008-2011 reflects the Four Strands of Determined to Succeed: Enterprising Teaching and Learning, Entrepreneurial Learning, Work-based Vocational Learning, and Appropriately Focused Career Education. The DtS Team works across all establishments and services, including Sustainable Development, Community Learning and Development and Early Years Services. Close links have been established with other Council departments and neighbouring authorities as well as with external consultants and voluntary organisations where appropriate. Much work is done in close co-operation with the Ayrshire Chamber of Commerce while elements of work are undertaken in partnership with the local Further Education Institutions, Skills Development Scotland and Scottish Enterprise.

PROGRESS AT MARCH 2009 ON LOCAL OUTCOMES

Local Outcome	Indicator/s (noting frequency/type/source)	Baseline at 2006/07	Progress at March 2009 (indicators where available)	'Progress' target/s to 2010/11 (where available)	'End' target/s and timescale/s or direction of travel	Current status
Educational and skills attainment in schools increased	Proportion of schools receiving positive inspection reports Annual / HM Inspectorate of Education (HMIE)	QI 1.1: 100% QI 2.1: 92% Primary QI 2.1: 100% Secondary QI 5.3: 86% (QI denotes Quality Indicator)	QI 1.1: 100% QI 2.1: 100% QI 2.1 is now reported as a combined measure for primary and secondary schools QI 5.3 100% Additional HMIE QIs QI 5.1: 100% QI 5.9 100%	Increase/maintain the proportion of schools receiving positive inspection reports by 2011	Maintain the proportion of educational establishments receiving positive inspection reports	= ✓ ✓
	Percentage of pupils attending publicly funded schools attaining appropriate levels in reading, writing and maths (as measured as part of 5-14 National Assessments and S4 exam results in English and maths) Annual / SEEMIS Vision Reporting System Annual / Standard Tables and Charts	Primary: Reading: 79% Writing: 71% Maths: 83% Secondary: Reading: 67% Writing: 50% Maths: 69% SCQF3: English: 92% Maths: 91%	Primary: Reading: 82% Writing: 75% Maths: 85% Secondary: Reading: 71% Writing: 54% Maths: 71% SCQF3: English: 93% Maths: 94%	Improve levels of reading, writing and maths by 2011	Improve levels of reading, writing and maths	✓ ✓ ✓ ✓ ✓ ✓ ✓ ✓

☐ denotes Community Planning Partnership Strategic Priority

Local Outcome	Indicator/s (noting frequency/type/source)	Baseline at 2006/07	Progress at March 2009 (indicators where available)	'Progress' target/s to 2010/11 (where available)	'End' target/s and timescale/s or direction of travel	Current status
Educational and skills attainment in schools increased	Cumulative attainment of National Qualifications by all pupils in publicly funded secondary schools for S4 Annual / SQA dataset update	SCQF3: (English & Maths) 89%; (5+ awards): 89% SCQF4 (5+ awards): 73% <small>Revised baseline provided by East Ayrshire Council</small>	SCQF3: (English & Maths) 92% (5+ awards): 90% SCQF4 (5+ awards): 74%	Increase attainment of S4 pupils by 2011	Increase cumulative attainment of S4 pupils	✓
	Cumulative attainment of National Qualifications by all pupils in publicly funded secondary schools for S5 and S6 Annual / SQA dataset update	SCQF5 (5+ awards): 28% <small>Revised baseline provided by East Ayrshire Council</small> SCQF6: (1+ awards): S5: 36%; S6: 37% (3+ awards): S5: 19%; S6: 25% (5+ awards): S5: 8%; S6: 16% <small>Revised baseline provided by East Ayrshire Council</small>	SCQF5 (5+ awards): 31% SCQF6: (1+ awards): S5: 34%; S6: 39% (3+ awards): S5: 19%; S6: 26% (5+ awards): S5: 8%; S6: 17%	Increase attainment of S5 and S6 pupils by 2011	Increase cumulative attainment of S5 and S6 pupils	X ✓ = ✓ = ✓

☐ denotes Community Planning Partnership Strategic Priority

Local Outcome	Indicator/s (noting frequency/type/source)	Baseline at 2006/07	Progress at March 2009 (indicators where available)	'Progress' target/s to 2010/11 (where available)	'End' target/s and timescale/s or direction of travel	Current status
Educational and skills attainment in schools increased (FSF)	Number of young people in the 'More Choices, More Chances' category Annual / Scottish Government	880 (22%) not in education, employment or training (November 2006)	237 (16%) not in education, employment or training (November 2008)	Reduction in the number of young people in the MC/MC category by 2011	Reduction in the number of young people in the MC/MC category	✓
Key: Improving progress ✓ Maintaining progress = Improvement required X Data unavailable O						

■ denotes Community Planning Partnership Strategic Priority; (FSF) denotes linked outcome to the Fairer Scotland Fund

Summary of progress and achievement in 2008/09:

A number of benefits and changes in outcome terms to the quality of young people's lives and opportunities have become apparent and indicate progress in the achievement of the local outcome. Key performance highlights and success during 2008/09, which will contribute to increasing educational and skills attainment in schools are summarised below.

- **Dyslexia Specialist input:** The programme is designed to raise reading and spelling ages within the intervention period. Progress is measured using standardised testing materials and these figures are collated annually (June). The average gains in session 2007/08 showed an increase of 8 months for reading and 7 months for spelling. Five pupils had an increase of over one year in reading and four pupils had an increase of over one year in spelling.
- **Closing the literacy gap:** Funding was secured to continue the roll out of the Closing the Literacy Gap (secondary) programme. Participating secondary schools in session 2008/09 were Grange Academy, Doon Academy and St Joseph's Academy. The objectives of the intervention programme were:
 - to set up a literacy programme within secondary schools in East Ayrshire, based on the 'Closing the Literacy Gap' model;
 - to raise the reading and spelling ages of S1/2 pupils with poor literacy skills or with a Specific Learning Difficulty (Dyslexia);
 - to train secondary teachers in specific literacy methodologies over a period of 12 weeks and thereby to provide a sustainable programme; and
 - to offer training workshops to parents and to report on pupil progress.

Results indicate that there is a significant improvement in reading age (accuracy) for most pupils, based on pre-assessment and post-assessment on Neale Analysis reading test. More importantly, some pupils also make significant gain in reading age (comprehension) over a period of 5-9 months. Spelling ages, based on Vernon Spelling test, show gains for most pupils. Sweeps for information by subject teachers give evidence of a transfer of these acquired reading and spelling skills into subject areas.

- **Kilmarnock Partnership FLaT project - Development of non-fiction skills:** This initiative has enabled pupils to develop writing skills in a structured and progressive way. Three feeder primary schools (Hillhead, Kirkstyle, and Loanhead) and Kilmarnock Academy agreed to pilot the project in session 2008/09 with a view to sharing the outcome as an example of good practice with other schools in the authority in session 2009/10. An overview of the programme of study was produced, ensuring that every pupil experiences the breadth of genres within functional writing. Pupils revisit each genre on at least one more occasion and the units build on previous knowledge. Skills to be covered in each unit are clear, thus enabling teachers to be knowledgeable on skills covered previously. This provides class teachers with an informed stance of what to expect from pupils when teaching "one-off" lessons, for example to link to other curricular areas. Feedback to date has been positive and indicates that this is a model of raising attainment which merits a roll out across schools.

- **Curriculum for Excellence:** A Curriculum for Excellence (CfE) Officer has been appointed with a remit to work across all sectors on all aspects of the CfE. Active learning is increasingly evident across the sectors and the children and young people have increased opportunities to be involved in innovative learning experiences within and beyond school. Establishments are implementing a more flexible and varied approach to curriculum design and new courses and programmes are being introduced to take account of individual needs. More varied Option Choices are being offered to pupils, including opportunities to undertake college courses, vocational study and be involved in volunteering. 'Rich Tasks' such as the Festival of Scotland recently undertaken by S1 at St Joseph's Academy increasingly are being implemented across schools; inter-disciplinary projects such as the Pathways Partnership Project are being delivered in most schools; and all schools continue to have programmes in place promoting health and well being, international events and enterprise. All schools in East Ayrshire have Eco School Accreditation. Literacy, numeracy and ICT continue as priorities and 5-14 results reading writing and mathematics in June 2009 are the highest in five years. The revised curriculum models in schools are benchmarked against the four capacities of: successful learners, effective contributors, responsible citizens and confident individuals.

- Two East Ayrshire schools, namely St Joseph's Academy and Dalrymple Primary School, were involved in the pilot programme - 'testing the framework', coordinated by Learning and Teaching Scotland (LTS). The Head Teachers subsequently led presentations to peers on their experience and follow up workshops with interested Head Teachers. Head Teachers meetings were extended to focus on CfE 'Outcomes and Experiences', including the refreshed website.
- The Business Review of secondary school management structures in secondary schools was designed 'to link closely to the planning and delivery of a Curriculum for Excellence, particularly in the emphasis towards inter-disciplinary study and learning.
- There has been a full review of the Profile of Skills used in early years and this has now been replaced by a Transition Record based on achievement in the four capacities. This will be in use in all early years' establishments and in early stages of primary schools from August 2009. Progress to date includes the following:
 - A revised system of baseline assessment has been devised and trialled, which will be rolled out in all early years' establishments next session. This will assist to identify children at risk and allow for appropriate supports to be put in place.
 - Roll out of the Pathways Project on Citizenship involving the John Muir Trust Awards as an approach to developing the four capacities through inter-disciplinary learning and as a way of recognising wider achievement through accreditation.
 - Showcase good practice in Rich Tasks and inter-disciplinary learning.
- **Creative Arts:** Over 2,500 pupils participated in authority wide projects and opportunities, including eight authority bands, choirs and ensembles and a range of performance opportunities. All Primary Schools participated in either the Sounds of Singing or ABC Creative Music programmes ensuring that the authority sustained the Government's P6 Target. There is an increased number of pupils receiving lower string, guitar and percussion instruction. There is also an increase in the number of primary school pupils participating in a quality choral experience, while the number of pupils participating in summer school performing ensembles has been maintained. There has been an increased opportunity for instrumentalists and singers to experience new music and the number of pupils experiencing Scottish Traditional Music Instruction has increased. In this special Year of the Homecoming, 270 pupils were involved in new commissions and national and international cultural sharing opportunities. The Primary Choir comprised over 150 pupils from the Kilmarnock, Irvine Valley and Stewarton Area Choir along with 30 guest pupils from Ballytober and Culcroy Primary Schools in Northern Ireland and Krokemoa Skole, Sandefjord, Norway. The above is evidenced through the annual reporting cycle to the Scottish Government, the Scottish Arts Council Youth Music Initiative and the Cultural Co-ordinators in Scottish Schools Programme.

Local Outcome	Indicator/s (noting frequency/type/source)	Baseline at 2006/07	Progress at March 2009 (Indicators where available)	'Progress' target/s to 2010/11 (where available)	'End' target/s and timescale/s or direction of travel	Current status
Educational achievements (non-academic achievements) and skills for vocational programmes increased as defined by the four capacities of the Curriculum for Excellence (CfE)	Full range of wider achievements recorded for all pupils aged 3-18 years Annual review by QIOs of number and quality of pupil 'Records of Achievements' in establishments	Baseline data not previously available; <i>Accreditation of Achievement</i> policy is currently being developed	Accreditation of Achievement Policy still being developed – anticipated January 2010	100% of establishments record pupil success in achievement by 2011	100% of establishments record pupil success in achievement	0
	Range of 'skills for work' and vocational programmes for all pupil ability levels aged 14-18 years Annual analysis with designated QIOs, school vocational coordinators and appropriate College representatives of pupil uptake in 'skills for work' and vocational programmes	Kilmarnock College: 477 pupils; Ayr College: 247 pupils In total: 724 pupils attending college representing 14% of the S3 to S6 cohort	Kilmarnock College 486 pupils Ayr College: 249 pupils (2007/08) In total: 735 pupils attending college representing 15% of the S3 to S6 cohort	Increase – minimum of 20% of the 14-18 years cohort take part in certificated skills for work and vocational programmes by 2011	Increase – minimum of 20% of the 14-18 years cohort take part in certificated skills for work and vocational programmes by 2011	✓
						✓
Key: Improving progress ✓ Maintaining progress = <input type="checkbox"/> denotes Community Planning Partnership Strategic Priority						

Improvement required X Data unavailable 0

Local Outcome	Indicator/s (noting frequency/type/source)	Baseline at 2006/07	Progress at March 2009 (indicators where available)	'Progress' target/s to 2010/11 (where available)	'End' target/s and timescale/s or direction of travel	Current status
Educational achievements (non-academic) and skills for work/vocational programmes increased as defined by the four capacities of the Curriculum for Excellence (CfE)	Opportunities for all learners aged 3-18 years to develop skills in 'enterprise' and 'creativity' formalised in inter-disciplinary curriculum programmes Annual review led by QIOs and Head of Schools' with Head Teachers or curricular programmes and curriculum modelling	Baseline data not available – a method for capturing this data to be developed	Methodology being progressed	100% of pupils aged 3-18 have an entitlement to curricular programmes which have a focus on creativity and enterprise for at least 5 days per session	100% of pupils aged 3-18 have an entitlement to curricular programmes which have a focus on creativity and enterprise for at least 5 days per session	○
	Pupil absence and exclusion rates Annual / SEEMIS returns	Absence Rates: 8.5%, second highest in comparator group Exclusion Rates: 69 exclusions per 1,000 pupils, second lowest in comparator group	Absence Rates: 7% (Comparator group statistics anticipated in December 2009) Exclusion Rates: 52 exclusions per 1,000 pupils (Comparator group statistics anticipated in December 2009)	Pupils' absence rates to be in line with our comparator authorities by 2011 Pupils' exclusion rates to be in line with our comparator authorities averages by 2011	Pupils' absence rates to be in line with our comparator authorities by 2011 Pupils' exclusion rates to be in line with our comparator authorities averages by 2011	✓ ✓

Key: Improving progress ✓

Maintaining progress =

Improvement required X

Data unavailable ○

☐ denotes Community Planning Partnership Strategic Priority

Summary of progress and achievement in 2008/09:

Key performance highlights and success during 2008/09, which will contribute to increasing educational wider achievement and skills for work vocational programmes are summarised below.

- A number of benefits and changes in outcome terms to the quality of young people's lives have become apparent, which indicate progress in the achievement of the local outcomes. These include a general increase in children and young people's performance at school (see 5-14 figures); lower levels of children and young people being excluded from school than 2006/07; exclusion rates reduced; absence rates reduced and more young people participating and progressing in lifelong learning opportunities, particularly the young people attending Kilmarnock College and Ayr College.

Local Outcome	Indicator/s (noting frequency/type/source)	Baseline at 2006/07	Progress at March 2009 (indicators where available)	'Progress' target/s to 2010/11 (where available)	'End' target/s and timescale/s or direction of travel	Current status
Participation by young people in community based learning and active citizenship increased (FSF)	Number of young people actively participating in active citizenship activities Annual / Community Learning and Development Management Reporting / East Ayrshire Council	66	203	Increase the number of young people participating in active citizenship activities by 2011	Increase the number of young people participating in active citizenship activities	✓
	Number of young people participating in flexible community based learning opportunities Annual / Community Learning and Development Management Reporting / East Ayrshire Council	265 (2006)	380	Increase the number of young people participating in community based learning opportunities	Increase the number of young people participating in community based learning opportunities	✓
Key: Improving progress ✓		Maintaining progress =		Improvement required X		Data unavailable O

(FSF) denotes linked outcome to the Fairer Scotland Fund

Summary of progress and achievement in 2008/09:

Key performance highlights and success during 2008/09, which will contribute to increasing community based learning and active citizenship are summarised below.

- The number of young people participating in active citizenship activities in 2008/09 has more than trebled since the baseline position and the number of young people participating in community based learning programmes increased by over 43%.
- All of the programmes measure and evaluate the benefits and changes in outcomes terms to the quality of young people's lives and opportunities. The projects involved report that through being involved in community based learning, many of the young people have belief in their ability to learn and are more motivated to learn. The flexible learning opportunities used by many of the projects have increased understanding of the different ways to learn which can be adapted to different situations.
- A total of 25, against a target of 23, programmes were delivered to promote youth achievement, including 4 Duke of Edinburgh Award Groups, 13 XL programmes, 4 Fire Reach programmes and 4 Prince's Trust Team programmes run by Kilmarnock College in the Kilmarnock and Cumnock area for 55 young people. 9 East Ayrshire Youth Awards programmes for 11-13 year olds were delivered to young people across East Ayrshire, against a target of 3. Work was continued to explore the youth apprenticeship programmes operating across Scotland. Further work will be undertaken in 2009/10 prior to considering implementing a programme as planned for 2008/09.
- Dialogue Youth and Essential Skills were involved in the Personal Empowerment Zone (PEZ) Leadership Training programmes, in which 11 young people from the MCMC group participated. 201 young people participated in literacy skills programmes through the Youth Literacies Project. This is an increase from the anticipated output of 72 young people.
- Extensive work was carried out in relation to young people to support Active Citizenship in 2008/09. Support was given to the 3 members of the Scottish Youth Parliament who attended sittings of the Parliament in Aberdeen and Dunfermline. A Young People's Forum and 3 area youth forums established in 2007/08 were supported through the Community Learning and Development Service. A wide range of active citizenship programmes were delivered. The 'Roars not Whispers' and 'Capture Us' programmes were delivered by the Volunteer Centre, and 3 young people and 2 adults participated in the 8th Civicus World Assembly in Glasgow in June 2008. The National Conversation Group carried out a consultation with young people in East Ayrshire and presented their findings at a National Event attended by the First Minister in November 2008. The Young Scot National Entitlement Card. 15 Young People from East Ayrshire attended a Young Scot increase discounts available to young people through the Young Scot National Entitlement Card. 15 Young People from East Ayrshire attended a Young Scot Homecoming Event in Edinburgh in January 2009. National Entitlement Cards (NEC) cards were actively promoted by Dialogue Youth and Young Scot in all Secondary Schools in East Ayrshire resulting in an increased take up of the card - 5,059 issued in 2008/09 to young people. The Volunteer Centre established the Ayrshire Network for Intergenerational Practice and held a showcase featuring a number of projects which involve young people in East Ayrshire.
- The young people involved in active citizenship programmes reported that they felt more able to discuss and understand issues that affected their communities and take action on issues for their community. Through participation in the Children and Young People's Representative Forum and the local forums, young people were able to ensure that their views and opinions were heard and taken on board. Participation in a broad range of activities in East Ayrshire also meant that the young people were better able to engage with representatives from other communities who had different experiences, abilities, backgrounds and beliefs.
- In 2008/09, 29 events, against a target of 10 were held by partners to recognise young people's involvement. These included the 3 East Ayrshire Members of the Scottish Youth Parliament and the National Conversation Group being finalists in the Community Planning Awards.

FAIRER SCOTLAND FUND

A more detailed summary reflecting the investment of the Fairer Scotland Fund (FSF) in tackling poverty and deprivation, increasing active citizenship by young people and the achievement of local outcomes is provided below:

yipworld.com: Provides a wide range of traditional and technology based youth work services to children and young people. The project delivers dynamic and innovative methods of engaging with young people within the project base and through the purpose designed 'TARDIS' mobile satellite internet resource that visits outlying communities within the south of East Ayrshire, providing learning and recreational opportunities for individuals unable to access the Cumnock base. The initiative delivers outreach work in schools and information/advice/referrals services via a detached street work service. The project has accreditation with the Scottish Qualifications Authority and the British Computer Society as well as Skills Development Scotland branding and Individual Learning Account accreditation through its sub company 'Global Training'. Achievements in 2008/09 include:

- over 1,800 individual young people aged 11-17 years participating in project activity and a further 700 children aged 8-11 years participating in the junior section;
- more than 130 individual people assisted into employment through on-line training and personal development courses;
- the launch of a new state of the art 'PULSE' recording studio;
- additional outreach work undertaken in the Catrine area, launched by a partnership event in April 2008 and attended by more than 60 local young people; and
- Ayrshire Chamber of Commerce awarded yipworld.com the Social Economy Business of the Year Award for 2008.

(Primary link to FSF criteria: A clear focus on investment to address the causes of poverty, not its symptoms; and Empowering communities and individuals to influence and inform the decisions made by Community Planning Partnerships.)

Dalmellington Youth Centre (The Zone): A dedicated training and youth facility offering a range of services such as youth information, Information Communication Technology, teen-care, formal/informal youth activities, health promotion and training opportunities, including Scottish Vocational Qualifications. The centre is the only Microsoft Academy IT Satellite Centre in Ayrshire and has Scottish Qualifications Authority (SQA) status, Individual Learning Account accreditation and Learndirect Scotland branding. Achievements in 2008/09 include:

- 1,100 young people participating in The Zone Youth Group;
- opportunities provided for young people to participate in a range of active citizenship activities, including the Scottish Youth Parliament elections, the East Ayrshire Youth Conference and an Alcohol and Young People consultation;
- 20 young people participated in childcare training;
- 9 SVQ qualifications achieved in 2008/09 (many of the training courses take 18 months to complete and were still in progress at 31 March 2009);
- accreditation received from SQA for the centre to deliver SVQ in Social Care;
- success by the centre in procuring a contract to deliver SVQs in Children's Care Learning and Development (CCLD) for South Ayrshire Council; and
- Mauchline out of School Care opened March 2009, with a further service anticipated for Patna in July 2009 (implemented in August 2009).

(Primary link to FSF criteria: Focused action on improving employability as a key means of tackling poverty; and Empowering communities and individuals to influence and inform the decisions made by Community Planning Partnerships.)

Youth Outreach: Makes a positive impact on the lives of young people across East Ayrshire through the delivery of streetwork based youth work, engaging with some of the hardest to reach young people in our communities. In addition, the project links to the Council's structures for youth engagement by supporting young people's involvement in local youth forums and the Council wide Children and Young People's Forum. Achievements in 2008/09 include:

- 2,944 streetwork contacts across the authority area;
- 237 young people supported to participate in youth achievement awards;
- 237 awards achieved, including East Ayrshire Youth Achievement Awards, Duke of Edinburgh Awards and MV (Millennium Volunteering) Awards;
- 5 youth forums supported, namely East Ayrshire Council Children and Young People's Forum, Northern Area Youth Forum, Central South Youth Forum, Central North Youth Forum and Southern Youth Forum;
- 11 candidates recruited and supported to stand in the Scottish Youth Parliament elections 2009, where 2,113 votes were cast in East Ayrshire, over 600 more than were cast in the previous MSYP election; 3 local Members of the Scottish Youth Parliament (MSYPs) subsequently supported to represent their local constituents.

(Primary link to FSF criteria: Empowering communities and individuals to influence and inform the decisions made by Community Planning Partnerships.)

More Choices More Chances: Provides a programme of support, which focuses on young people in East Ayrshire in the 14-19 years age group who are not in education, employment or training. Programme activity includes support for chronic school truants; enhanced work-related experience; enhanced "winter leavers" programme for school pupils; and support to prevent drop outs from tertiary education and improve confidence in young people. Achievements in 2008/09 include:

- over 50 young people assisted in respect of attendance issues;
- approximately 120 S3 and S4 pupils participated in Prince's Trust XL programmes and 45 young people participated in three Prince's Trust Team programmes;
- 450 S2 and S3 pupils participated in Kilmarnock College Leadership Academy;
- 120 pupils across 6 secondary schools were involved in the Careers Scotland Active 8 project;
- 12 vulnerable pupils participated in Cumnock Academy East Ayrshire Strategy for Youth project; and
- all secondary pupils received 'Young Scot' information packs.

(Primary link to FSF criteria: A clear focus on investment to address the causes of poverty, not its symptoms; and Focused action on improving employability as a key means of tackling poverty.)



EAST AYRSHIRE COMMUNITY PLANNING PARTNERSHIP SINGLE OUTCOME AGREEMENT 2008-2011
ANNUAL PERFORMANCE REPORT 2008/09: OUTCOME SUMMARY

National Outcome 5: Our children have the best start in life and are ready to succeed.

Local Outcomes	Progress 2008/09
Development of early education and childcare services to support children and families promoted (FSF)	✓
	✓
	✓
	✓
Healthy lifestyles for children and young people promoted (FSF)	✓
	N/A

☐ denotes Community Planning Partnership Strategic Priority (FSF) denotes linked outcome to the Fairer Scotland Fund

National Outcome 5: Our children have the best start in life and are ready to succeed.

PROGRESS IN IMPROVING THE DELIVERY OF THE NATIONAL OUTCOME

Community Planning Partners have in place a range of effective structures and operating arrangements to ensure effective progress against the planned local outcomes and related national outcomes contained within the Single Outcome Agreement. The key drivers for change are summarised below:

Early Years Education

- East Ayrshire Integrated Children's Services Plan and the related multi-agency working are key drivers in the delivery of Early Years Education.
- The early education and childcare workforce, which works within the voluntary and independent sector, has been supported to achieve SVQ level 2 and 3 in Childcare Learning and Development and SVQ level 2 and 3 Playwork by the Council's SVQ Assessors (Early Years). The Council has approval to deliver, assess and verify these vocational qualifications through its approved Assessment Centre.
- Children aged 0-3 years who are defined as being in need under the Council Early Education and Childcare Admissions Policy are referred for a place in nursery and family centres or the Early Years Day Care Service. A comprehensive needs assessment is undertaken for each child and an appropriate package of health, early education and care is put into place which supports the child and family.
- The Early Years Framework sets out a significant challenge for all partners linked to transformational change. The Framework has no associated additional resources and it is recognised that there will require to be a radical look at reprioritising existing resources. The challenge of shifting resources to both working with and prioritising work with younger children and intervening earlier is significant, and will require both structural and transformational change across services and agencies.

Health and Wellbeing of our Children

- The provision of healthy lifestyle opportunities for children and young people have become embedded in our work, in particular through Community Planning and our newly restructured Community Health Partnership, which incorporates Children and Young People's Service Planning through a newly established multi-disciplinary Steering Group. Many areas of work demonstrate positive trends over a number of years and partners work collaboratively to implement local and national initiatives and programmes which are making a real difference to the health and wellbeing of our children and young people.
- The Child Health Strategy for Ayrshire and Arran and, at a local level, the East Ayrshire Integrated Children's Services Plan are key drivers in improving the health and wellbeing of children and young people in East Ayrshire.
- In terms of continuous improvement, we have incorporated a range of new and revised indicators within the updated Single Outcome Agreement (June 2009) to reflect the wider work of our Community Health Partnership.

PROGRESS AT MARCH 2009 ON LOCAL OUTCOMES

Local Outcome	Indicator/s (noting frequency/type/source)	Baseline at 2006/07	Progress at March 2009 (indicators where available)	'Progress' target/s to 2010/11 (where available)	'End' target/s and timescale/s or direction of travel	Current status
Development of early education and childcare services to support children and families promoted (FSF)	Level of qualifications for early education and childcare workforce increased Annual / Early Education and Childcare Workforce Audit	85% of the childcare workforce qualified	92% of the early education and childcare workforce qualified <small>This indicator has been deleted from and replaced in the updated SOA</small>	Increase – 95% of the appropriate workforce will have qualifications to meet Scottish Social Services Council requirements by 2011	Increase – 95% of the appropriate workforce will have qualifications to meet Scottish Social Services Council requirements by 2011	✓
	Integrated package of health, early education and care for vulnerable children aged 0-3 years (children's assessed needs are met) 3 times per year / Early Education and Childcare Admissions Census	102 FTE places for children aged 0-3 years (local authority nursery and family centre) 30 places with Day Carers	102 FTE Places - 209 children - aged 0-3 years in 5 local authority nursery and family centres 37 children aged 0-3 years with 28 Day Carers	Sustain 30 places with 30 day carers during 2008-11; and 107 FTE full day care places for 0-3 years in local authority nursery and family centres across East Ayrshire by 2011	Sustain day care places in local authority nursery and family centres across East Ayrshire	✓
	The percentage of primary schools where the ratio of pupils to places is 61-100% Annual / SPI (EC1a) / Accounts Commission	54.3%	56.8%	Target to be set following EAC schools consultation	N/A	✓

Key: Improving progress ✓ Maintaining progress = Improvement required X Data unavailable O

denotes Community Planning Partnership Strategic Priority; (FSF) denotes linked outcome to the Fairer Scotland Fund

Summary of progress and achievement in 2008/09:

Key performance highlights and success during 2008/09, which will contribute to improved early years education are summarised below.

Early Years Education

- The increase in qualified staff is having an impact on the quality of services provided for children as evidenced through Care Commission and HMle/Care Commission inspection reports of 0-5 services, providers of pre-school education and out of school care services.
- 92% of the early education and childcare workforce have appropriate qualifications.
- 246 children aged 0-3 years have a place in a nursery and family centre or with a Day Carer. The target of additional 5 FTE places in nursery and family centres may require to be revised. The increase from 102 places to 107 places is dependent on additional financial resources.
- There are 64 early education and childcare establishments (33 local authority and 31 which are either voluntary or private sector establishments).
- A qualifications audit has been undertaken to establish which managers require to gain a level 9 qualifications to meet the revised Scottish Social Services Council's requirements for lead practitioners/managers.

School Occupancy Levels

- East Ayrshire Council continues to closely monitor school occupancy levels. The Council recognises the need for the ongoing rationalisation of surplus spaces through a range of measures, while maintaining the priority of local service provision. This rationale is reflected in the Council's desire to improve occupancy levels and keeping schools at the heart of their communities. The Building Learning Communities Schools PPP project, which was completed in 2008, delivered 2 new secondary, primary and special school campuses, 2 new build primaries and a fully refurbished primary and a reduction in surplus spaces. During 2008, the Council also completed a school rationalisation review Better Schools: Better Learning which resulted in the rationalisation of 3 schools. This will be implemented on a phased programme 2009-12.
- The Education Service continues to promote the use of school buildings outside of traditional school hours. An example of this is the Community Letting service and the creation of all weather sports facilities. In addition, surplus space has also been reduced through the location of core support teams within schools.

Local Outcome	Indicator/s (noting frequency/type/source)	Baseline at 2006/07	Progress at March 2009 (indicators where available)	'Progress' target/s to 2010/11 (where available)	'End' target/s and timescale/s or direction of travel	Current status
Healthy lifestyles for children and young people promoted (FSF)	Percentage of children aged 5 years (P1) with no sign of dental disease Every 2 years / Detailed National Dental Inspection Programme Survey	45.8% (2006)	61.3% (2008) Target achieved and exceeded	Increase – 60% of 5 year olds (P1) will have no sign of dental disease by 2010 (NHS Ayrshire and Arran 2005 Local Strategic Implementation Plan)	Increase – 60% of 5 year olds (P1) will have no sign of dental disease by 2010 (NHS Ayrshire and Arran 2005 Local Strategic Implementation Plan)	✓
	Rate of increase in the proportion of children with their body mass index outwith a healthy range This initiative will commence in April 2008 – baseline to be set in 2009	TBC – Baseline to be set in 2009	This indicator has been deleted and replaced within the updated SOA with: 'Completion rates for child healthy weight interventions programme' indicator. Baseline zero for 2008/09 Information on the above target will be available in 2009/10.	N/A	N/A	N/A

Key: Improving progress ✓

Maintaining progress =

Improvement required X

Data unavailable O

☐ denotes Community Planning Partnership Strategic Priority; (FSF) denotes linked outcome to the Fairer Scotland Fund

Summary of progress and achievement in 2008/09:

Key performance highlights and success during 2008/09, which will contribute to the achievement of healthy lifestyles for children and young people are summarised below.

- Improving dental health in our young people, which is widely used as an 'indicative measure' of children's general health, has been an early achievement and we have exceeded the national target for 5 year olds having no sign of dental disease by 2010. A strong track record of local partnership working is likely to have contributed to this. Interventions include the 3 year Community Development Oral Health Project in North West Kilmarnock and the national Childsmile Programme.
- Evaluation of the Oral Health Action Programme in North West Kilmarnock has been completed and activities are being sustained by the Local Management Group.
- An ongoing programme is underway to provide oral health training and support for homeless service staff in the 3 Residential Children's Units.
- A resource for healthy eating targeted at school-aged children has been developed and is due for distribution.
- 'Breastfeed Happily Here' fully implemented in the NHS and Local Authority and approved by Community Planning Partners.
- Breastfeeding awareness has been adopted as standard in the Virtual Baby programmes.
- A dedicated Infant Feeding Co-ordinator has been appointed.
- 43 health assessments to all school age children and young people when they become Looked After and Accommodated have been completed.
- A Child and Adolescent Mental Health Service (CAMHS) pathway for young people who self harm and present to Accident and Emergency or who are referred into the service as an emergency has been developed.
- Another key indicator which evidences our progress in achieving this outcome across our population of children and young people relates to the Health Promoting Status of our educational establishments. In 2008/09, 16 nursery schools (compared to 15 in 2007/08) 47 primary schools (compared to 42 in 2007/08), 9 secondary schools (compared to 8 in 2007/08) and 5 special educational needs establishments (compared to 4 in 2007/08) had Health Promoting Status. In addition, Crosshouse Hospital in Kilmarnock is the first hospital site to be awarded Health Promoting Status in Scotland. (Source- Information Systems Directorate – NHS Scotland).

FAIRER SCOTLAND FUND

A more detailed summary reflecting the investment of the Fairer Scotland Fund (FSF) in tackling poverty and deprivation and the contribution to the achievement of local outcomes is provided below:

Children Learning Health and Supported Play Initiative (CHLASP): Since September 2007, East Ayrshire Positive Play has continued to deliver consistent, active play activities in nurseries, schools and communities throughout East Ayrshire ensuring that children aged 0 – 15 are offered the opportunity to participate in activities which stimulate social, physical, intellectual, creative and emotional development. Achievements in 2008/09 include:

- 8,926 attendances at the various programmes, including community based parent and toddler sessions, school grounds initiatives, after school activities, seasonal programmes, annual Playday event, transition events, positive play training events, and health fairs;
- 294 community groups accessed the 'Fun 4 Hire' equipment hire service and 376 individuals participated in community based training programmes;
- the provision of a range of active play programmes specifically for children and young people aged 0-15 years and their parent/carers as well as training opportunities for community groups and individuals involved in supporting children's play. These provide opportunities for participation in active play and peer training within the nursery and school setting and in the community, with the aim of encouraging inclusiveness and ensuring equality of access for all children and young people living in East Ayrshire;
- promoting and supporting access to play and cultural activities through the development of East Ayrshire's first Community Play Forum and its continued partnership approach to service delivery. Membership of the community play forum stands at 15 groups after only one year of operation and is open to all community, statutory and voluntary groups and individuals within East Ayrshire who have an interest in play. Benefits include free or reduced access to training, advice on setting up a new group, access to unique play resources and accessing funding opportunities;
- the re-introduction of National Playday into East Ayrshire after an absence of ten years, which celebrates the Child's Right to Play as enshrined within the United Nations Convention on the Rights of the Child. East Ayrshire Positive Play with the support of Lottery funding organised a large scale event which took place at Kay Park, Kilmarnock on 6 August 2008, with over 3,500 children and families participating in this fun filled event.


(Primary link to FSF criteria: A strong emphasis placed on making early interventions for vulnerable individuals, families and disadvantaged communities.)

Recreation Partnership Service continued to deliver consistent, practical and fun health awareness activities in schools and communities throughout East Ayrshire, ensuring that children aged 5–12 years are attracted to healthy ways of life. Achievements in 2008/09 include:

- a total of 17,752 attendances recorded at various programmes provided, including school gym and classroom based sessions, kids clubs, summer activities and health fairs;
- the provision of a range of programmes specifically for children and young people aged 5-18 years with additional support needs, with 3,404 attendances recorded at the various activities on offer. These provide opportunities for participation in play, sport and health related activities within the school setting and in the community, with the aim of encouraging inclusiveness and ensuring equality of access for all children and young people living in East Ayrshire;
- the provision of the SHOUT membership card, which is free to all primary school children in East Ayrshire. Benefits include free or reduced access to leisure and cultural activities; membership of East Ayrshire's library network; free swimming during school holidays; discounts at local retail outlets and events; and an exclusive reward scheme. As at 30 March 2009, 88% of primary school aged children had a SHOUT Card;

- the introduction of a targeted programme of health promotion for children and young people who require more intensive and tailored interventions and support. To this end, East Ayrshire became the first local authority in Scotland to implement the “MEND” Programme (Mind, Exercise, Nutrition...Do it!), a community, family-based intervention for overweight and obese children aged between 7-13 years and their families. The programme places emphasis on practical, fun learning and is designed to deliver sustained improvements in families’ diets, fitness levels and overall health and wellbeing. Four MEND programmes have been delivered in the last year with 25 children and their families participating in the programme, which has brought about excellent physiological and social benefits; and
- the establishment of links with Crosshouse Hospital Paediatric Unit to support opportunities for children and young people with life threatening and life limiting conditions to become more physically active. This intervention has supported the unit in gaining Health Promoting School status.

(Primary link to FSF criteria: Provides a clear focus on investment to address the causes of poverty, not its symptoms.)



National Outcome 6: We live longer, healthier lives.

Local Outcomes

Progress 2008/09	
X	Increase in life expectancy at birth: <ul style="list-style-type: none"> • Total population • Males • Females
✓	Reduction in Coronary Heart Disease Mortality Rate per 100,000 population, under 75 years
X	Reduction in number of hospital admissions for respiratory disease
X	Reduction in percentage of adults smoking
O	Reduction in percentage of adults exceeding weekly safe limits for alcohol consumption of: <ul style="list-style-type: none"> • 21 units for men (maintain or reduce men exceeding the weekly limit) • 14 units for women

Health and wellbeing of the local population improved (FSF)

denotes Community Planning Partnership Strategic Priority (FSF) denotes linked outcome to the Fairer Scotland Fund

Local Outcomes

Progress 2008/09	
Health and wellbeing of the local population improved (FSF)	✓ Reduction in the number of problem drug users registered
	✓ Reduction in deaths caused by intentional self harm and undetermined intent per 100,000 population
Health and wellbeing of the local population improved	✓ Reduction in the number of re-admissions (for mental health problems) for those who have had a hospital admission of over 7 days
	X Reduction in annual rate of increase of anti-depressant prescribing

■ denotes Community Planning Partnership Strategic Priority (FSF) denotes linked outcome to the Fairer Scotland Fund

National Outcome 6: We live longer, healthier lives.

PROGRESS IN IMPROVING THE DELIVERY OF THE NATIONAL OUTCOME

Community Planning Partners have in place a range of effective structures and operating arrangements to ensure effective progress against the planned local outcomes and related national outcomes contained within the Single Outcome Agreement. The key drivers for change are summarised below:

- A new structure has been established for the Community Health Partnership (CHP) in East Ayrshire, which provides further opportunities to share intelligence across partner agencies, including NHS Ayrshire and Arran, East Ayrshire Council and the private, voluntary and community sectors, to plan together to address local health issues. In particular, the CHP will focus on Improving Health and Wellbeing; Tackling Health Inequalities; and Improving the Balance of Care. In terms of mapping activity to outcomes, the CHP structure ensures robust links to the Community Plan and SOA.
- The new structure has allowed the further integration of the Improving Health and Wellbeing element of the Community Plan with much wider agendas, including Children's and Young People's Services, Early Years, Leisure and Culture, Older People, Rehabilitation and Community Care, Long Term Conditions and Financial Inclusion.
- In response to a growing concern in relation to substance misuse, the Community Planning Partnership, over the two years from 1 April 2008 to 31 March 2010, has pledged to focus increased attention and resources on making a difference to the issues caused by the misuse of alcohol and drugs in East Ayrshire. This will be further enhanced by the establishment of the new Locality Alcohol and Drugs Partnership, which will form part of the CHP.
- During 2008/09, partners and stakeholders have concentrated activity around alcohol given the significant impact that alcohol has on individuals and communities. Resources have subsequently been secured from the Ayrshire Drug and Alcohol Team to resource activity around young people and older people. A pan Ayrshire proposal was also approved that will support the most vulnerable children and young people.
- An extensive range of partnership based mental health interventions has been implemented and the review of mental health services in Ayrshire and Arran progressed during 2008/09. It is anticipated that this work will be further strengthened by the establishment of a local Mental Health and Learning Disabilities Partnership as part of the new CHP structure.

PROGRESS AT MARCH 2009 ON LOCAL OUTCOMES

Local Outcome	Indicator/s (noting frequency/type/source)	Baseline at 2006/07	Progress at March 2009 (indicators where available)	'Progress' target/s to 2010/11 (where available)	'End' target/s and timescale/s or direction of travel	Current status
Health and wellbeing of the local population improved (FSF)	Life expectancy at birth Annual / General Register Office for Scotland – deaths and population	76.4 years – total population 74.5 years – males 78.2 years – females (2004-2006)	76.0 years – total population 74.0 years – males 77.9 years – females (2005 – 2007)	Increase in life expectancy by 2011	Increase in life expectancy by 2011	X X X
	Revised target in updated SOA to: Expected years in good health (males/females)					
	Coronary Heart Disease Mortality rate per 100,000 population, under 75 years Annual / General Register Offices for Scotland – deaths and population	92.4 per 100,000 population (2005) NHS Ayrshire and Arran revised the baseline to 92.4 per 100,000 population to reflect a more accurate position	81.6 per 100,000 population (2007)	Reduction in mortality rate for coronary heart disease by 2011	Reduction in coronary heart disease by 2011	in heart ✓
Number of hospital admissions for respiratory disease Annual / NHS Ayrshire and Arran	1,061 admissions with primary diagnosis of respiratory disease Baseline figure revised to 2,573 episodes to reflect primary diagnosis on discharge	2,655 episodes (primary diagnosis on discharge)	Reduction in hospital admissions for respiratory disease by 2011	Reduction in numbers of people with respiratory disease and improved quality of life for those with respiratory disease by 2011	in people with respiratory disease and improved quality of life for those with respiratory disease by 2011	X
	Percentage of adults smoking Every 3 years / East Ayrshire Community Planning Residents' Survey	35% of adult respondents currently smoke (December 2005)	36% of adult respondents currently smoke (December 2008)	Reduction in adults smoking to 23.7% by 2010	Reduction in adults smoking	X
Key:	Improving progress ✓	Maintaining progress =	Improvement required X	Data unavailable O		

Local Outcome	Indicator/s (noting frequency/type/source)	Baseline at 2006/07	Progress at March 2009 (indicators where available)	'Progress' target/s to 2010/11 (where available)	'End' target/s and timescale/s or direction of travel	Current status
Health and wellbeing of the local population improved (FSF)	Percentage of adults exceeding weekly safe limits for alcohol consumption of 21 units for men and 14 units for women Annual / ISD Scotland	25% men, 15% women exceeding the weekly limit (2006)	Data update unavailable beyond 2006 This indicator has been deleted from and replaced in the updated SOA	Reduction in the number of women exceeding safe limits to 11% by 2010; maintain or further reduce the number of men exceeding the weekly limit	N/A	○ ○
	Number of problem drug users registered Annual / Number of new individuals reported to the Scottish Drug Misuse Database (rate per 100,000 population)	386 per 100,000 population (2001-2004)	309 per 100,000 population (2008) This indicator has been deleted from and replaced in the updated SOA	Reduction in the number of problem drug users registered by 2011	Reduction in the number of problem drug users registered by 2011	✓
	Deaths caused by intentional self harm and undetermined intent Annual / General Register Office for Scotland Causes of Death (rate per 100,000 population)	17.3 per 100,000 population (2005)	15.9 per 100,000 population (2007)	Reduction of 20% in the death rate per 100,000 population by 2013	Reduction of 20% in the death rate per 100,000 population by 2013	✓
Key: Improving progress ✓ Maintaining progress = Improvement required X Data unavailable ○						

□ denotes Community Planning Partnership Strategic Priority; (FSF) denotes linked outcome to the Fairer Scotland Fund

Local Outcomes	Indicator/s (noting frequency/type/source)	Baseline at 2006/07	Progress at March 2009 (indicators where available)	'Progress' target/s to 2010/11 (where available)	'End' target/s and timescale/s or direction of travel	Current status
Health and wellbeing of the local population improved	Number of re-admissions (for mental health problems) for those who have had a hospital admission of over 7 days Quarterly Annual / NHS Ayrshire and Arran	350 re-admissions for mental health problems The above baseline was provided by NHS for the total NHS Ayrshire and Arran area - revised baseline provided for East Ayrshire (105 re-admissions) and included in the updated SOA	105 re-admissions for mental health problems (East Ayrshire)	Reduction in mental health re-admissions in target group to 95 by 2011	Reduction in re-admissions in target group by 2011	✓
	Rate increase of anti-depressant prescribing Annual / Scotland Prescribing Information System	174.1 per 1,000 population NHS Ayrshire and Arran Policy, Planning and Performance revised the baseline to reflect a more accurate position as follows: 34.45 rate increase of anti depressant prescribing (December 2006)	39.21 rate increase of anti depressant prescribing (March 2009)	Reduction in annual rate of increase to Zero by 2009/10	Fewer people being treated with antidepressant medication and more people being offered alternative therapies	X
Key: Improving progress ✓ Maintaining progress = Improvement required X Data unavailable O						

denotes Community Planning Partnership Strategic Priority

Summary of progress and achievement in 2008/09:

Key performance highlights and success during 2008/09, which will contribute to improved health related outcomes are summarised below:

The implementation of the Improving Health Action Plan (JHIP) of our Community Plan is having a demonstrable impact on progressing this outcome.

- **Provide a range of information, services and activities to promote active living and support the uptake of physical activity across all population groups.** 107,000 What's On guides were distributed during 2008/09; 250 CHIP Van community visits were delivered with 2,308 attendances recorded; and 3 new walking groups were established in Cumnock, Rankinston and Darvel, with total number of attendances 6,612.
- **Provide tobacco information, prevention and cessation support services for young people and adults and promote the benefits of a tobacco free lifestyle.** Local campaigns and marketing on the effects of smoking and benefits of smoke free living were delivered via the local press, the radio, and the back of buses; 3 local briefing days were held and support for partners was provided for No Smoking Day. Resources were delivered to all partners.
- **Provide information on the benefits of breastfeeding across all population groups and provide support for breastfeeding women and families.** All breastfeeding materials were audited and reviewed and a protocol for good practice, 'Smartstart', was developed; National Breastfeeding Awareness week was supported; and pilot training was delivered in the Nursery and Family Centre setting to support the implementation of Nutritional Guidance for the Early Years – 12 staff attended.
- **Promote awareness of safer alcohol levels and provide information and services across all population groups.** Alcohol awareness training was delivered to 42 Community Pharmacy staff; over 300 members of the public received information on alcohol during alcohol awareness week 2008; there were 187 attendances at StreetSport Cages during alcohol awareness week, with alcohol awareness flyers and messages distributed; and 5 national campaigns were supported to reflect national priorities; 28% of respondents in the 2008 Residents' Survey said that they never drink alcohol at present (17% in 2005).
- **Target alcohol interventions to those communities and target groups most at risk including young people within the most deprived communities, homeless people and pregnant women.** Revised alcohol guidelines for pregnant women were issued based on the Chief Medical Officer's advice.
- **Target drugs prevention and intervention programmes at critical stages for key groups such as on liberation from prison, during pregnancy and at teenage transitions.** A needs assessment to determine the number of children and young people involved in problematic substance use was completed in January 2009. In addition, £250,000 has been allocated to the Community Planning Partnership per annum to address a range of issues linked to the 'Community Planning Pledge' on alcohol and drugs, including the employment of a new Schools Alcohol Co-ordinator.
- Research carried out by Glasgow University in 2005 identified that were over 1,300 problem drug users in East Ayrshire (Hay and Gannon, 2006). Although there has been a decrease in the number of new problem drug users reported to the Scottish Drug Misuse Database, from 386 per 100,000 population (2001-2004) to 309 per 100,000 population (2008), this does not reflect the impact that drug misuse continues to have in our communities. Over the next year, we will continue to build on the work linked to the Community Planning Pledge through the dedicated local Alcohol and Drug Partnership, which is part of the new CHP structure, to address issues in relation to substance misuse across East Ayrshire.
- **Raise public awareness of suicide and deliberate self-harm within local communities and encourage people to seek help earlier by providing training, information and support services.** 5 Applied Suicide Intervention Skills Training (ASIST) courses were delivered against a target of 4; 6 Skills-based Training On Risk Management (STORM) sessions were delivered against a target of 4; and 3 Scottish Mental Health First Aid (SMHFA) courses were delivered against a target of 10; and a multi media campaign for International Suicide Prevention Awareness Week was developed and delivered.
- **Promote positive mental health and well-being across all population groups and provide information and support to those experiencing mental health problems.** A funding application to extend the CATCH walking programme to target people with mental health problems was submitted but was unsuccessful; every individual with mental health problems, where appropriate, has access to a physical health assessment at least every 15 months; Scottish Mental Health Week was supported; and the Mental Health Review 'Mind Your Health' consultation was completed and recommendations are being implemented.

- **Target physical activity programmes and interventions to children and young people, other target groups who are at risk of obesity and adults most at risk of coronary heart disease, cancer and respiratory disease.** There were 26,265 attendances by children and young people at sport specific coaching activities in the community and at school based events, significantly exceeding the target of 13,000; 8,033 attendances of children aged 5-12 years at school based Active Recreation and Health Awareness sessions, exceeding the target of 8,000; 9,239 attendances of children aged 5-12 years at community based holiday programmes, falling just short of the target of 9,680 for 2008/09; 8,945 attendances of children aged 5-12 years at health awareness programmes within the community, exceeding the target of 8,000; and 10,253 attendances recorded at classes suitable for sedentary individuals and those referred to the Lifestyle Referral Scheme in the community classes, exceeding the target of 9,075.
- **Target smoking cessation programmes at the most deprived communities and key target groups, including pregnant women.** A range of activity is in place to support smoking cessation, including 10 specialist smoking cessation support groups, individual support provided in rural areas via the CHIP Van, a hospital advisor available for support 5 days per week, specialist advisors providing support in homeless hostels twice per month, and 1 advisor and support staff in HMP Kilmarnock weekly; 1,545 clients were supported to stop smoking through the community pharmacy smoking cessation scheme from 1 January 2009; and a needs assessment of people with severe mental health problems who smoke and staff who work with this client group was completed and 12 week smoking cessation programme implemented.
- **Target nutritional interventions to children, young people, other target groups at risk of obesity and adults at risk of coronary heart disease and cancer.** 10 blocks of 'Cookwell' were delivered with an attendance of 184; basic nutritional training was delivered to breakfast club staff, out of school care staff and a voluntary provider, following which services were supported to develop healthy snack policies in line with 'Nutritional Guidance for Early Years'; and a referral pathway for weight management for people with, or at risk of, obesity is in place.

The Improving Health and Wellbeing Action Plan, implemented from 1 April 2009, incorporates wider partnership interventions around Shifting the Balance of Care, Reducing Health Inequalities and Improving Health and Wellbeing. A newly developed substructure as part of our re-focused Community Health Partnership is strengthening our work in terms of health improvement and targeting new partnership approaches in relation to Long Term Conditions, Older People, Rehabilitation and Enablement, Alcohol and Drugs and Financial Inclusion.

FAIRER SCOTLAND FUND

A more detailed summary reflecting the investment of the Fairer Scotland Fund (FSF) in tackling poverty, deprivation and health inequalities and the contribution to the achievement of local outcomes is provided below:

Healthy Living Initiative (Community Health Improvement Partnership - CHIP): Continues to deliver a range of community based interventions which seek to improve the health and wellbeing of the adult population via four key thematic areas. Achievements in 2008/09 include:

- **Healthy Communities and Workplaces:** 4,568 attendances recorded at community and workplace health improvement interventions. Predominantly utilising the medium of the mobile healthy living centre (CHIP Van) to distribute health awareness advice, health checks and signposting information, a range of visits and events are delivered within communities and workplaces throughout the year. The CHIP Van remains a popular visitor in communities and recent additions such as the Wii Fit ensure it continues to attract new service users. Community visits remain an important first point of contact with individuals in terms of anticipatory care. The 'HealthWorks Initiative' offers employers the opportunity to provide various degrees of health interventions for their workforce. These include prevention and treatment of stress and high blood pressure as well as more fun-based relaxation input.

- **Lifestyle Referral Scheme:** 910 new referrals to the Lifestyle Referral Scheme. This service accepts referrals from primary and secondary care health professionals and provides a holistic assessment of lifestyle factors affecting the individual. Clients are invited to an initial consultation with the Lifestyle Development Officer where a range of information, advice and support is put in place. This is followed by further appointments at 6 weeks, 12 weeks, 6 months and 12 months.
- **Programmes to treat specified illnesses, Long Term Conditions, and the Frail Elderly Population:** A range of interventions delivered, including exercise classes and educational input to address specific needs such as provision of rehabilitation and confidence building for patients with Chronic Obstructive Pulmonary Disease and Cancer. Similarly prevention and rehabilitation programmes are provided for the frail and elderly population more susceptible to falls. A total of 10,253 attendees benefited from this range of interventions.
- **Healthy Eating:** A range of healthy eating interventions are delivered within the community, including 'Cookwell' (practical cooking skills programme to promote healthy eating and teach basic skills in the selection and preparation of nutritious meals on a budget), cookery demonstrations, healthy buffets and weight management sessions. It is particularly encouraging to note that uptake of community based interventions, including "Cookwell" and "Weight off Wisely" which require regular weekly attendance are increasing, demonstrating the public appetite for healthy diet is improving.

(Primary link to FSF criteria: A strong emphasis placed on making early interventions for vulnerable individuals, families and disadvantaged communities.)

Recreation Partnership Service provides children aged 5-12 years with a range of opportunities to become more active, more often and increase their knowledge, understanding and awareness of factors which contribute to a life long healthy lifestyles. Achievements in 2008/09 include:

- Health and Activity Motivators deployed in the mainstream school setting to deliver these interventions to the transitional Primary 3 and 4 stages with curriculum time programmes of physical activity and health awareness as well as a number of after school programmes, health fairs and special events. Feedback from teachers and head teachers continues to suggest that positive role model visitors to schools are successful in terms of engaging and encouraging children;
- implementation of the Health and Activity Motivators programme in all Special Schools in East Ayrshire, as well as Learning Support Units and Crosshouse Communication Centre. These interventions are specifically adapted to provide specialist input for children and young people with learning and physical disabilities and are delivered flexibly by dedicated staff at times convenient to the educational establishment. To ensure consistency, the core messages of these interventions are developed further through a range of specialist community based programmes which operate weekly during term time and at school holidays. Whilst dedicated community programmes for young people with additional support needs are necessary, tailored support is offered to include young people within mainstream activities as well as the delivery of integrated clubs; and
- the ongoing provision of the popular East Ayrshire Kids Club network and tailored holiday programmes in local communities across East Ayrshire, promoting active living as an attractive way of life.

(Primary link to FSF criteria: A clear focus on investment to address the causes of poverty, not its symptoms.)

New Sporting Futures delivers a wide and diverse range of activities which increase physical activity levels of young people, but more specifically through outreach programmes such as StreetSport Express and StreetSport Cages the project is engaging young people in sports activity who do not normally attend organised activities. Achievements in 2008/09 include:

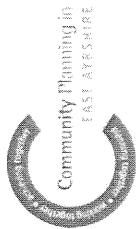
- the introduction of a dynamic Dance, Movement and Skipping programme – “Jump 2 the Beat” which is successfully engaging teenaged girls in the world of physical activity;
- provision of a range of sporting and physical activity opportunities, which increases physical activity levels of children and young people. In line with East Ayrshire Council’s 5 priority sports, opportunities to participate in structured coaching sessions are widely available. These programmes are accessible to all and are delivered in a community setting. The programme of sports includes Basketball, Badminton, Rugby, Football and Athletics. Each priority sport has clear development structures in place to support both recreational participants and competitive athletes; and
- attendances recorded of over 27,500 children and young people (against a target of 15,000) participating in sport and physical activity and adopting healthier lifestyles through sport, which is more than double the numbers participating in 2006/07 (over 13,000 attendances).

(Primary link to FSF criteria: A clear focus on investment to address the causes of poverty, not its symptoms; and Promotion of joint working between local partners.)

Substance Misuse: With an estimated 1,400 children in East Ayrshire affected by parental drug use (Hidden Harm, Scottish Executive, 2004), the Substance Misuse initiative works to provide a comprehensive structured support service to families and children where there is a drug using adult. Fairer Scotland Fund resources provided financial support for a dedicated post, which has been mainstreamed by Educational and Social Services from 2009/10. Achievements in 2008/09 include:

- approximately 55 families with children affected by parental drug use supported;
- ongoing promotion of positive lifestyle choices and alternatives to addiction and signposting to local support structures, as part of an overall plan to improve health and social functioning; and
- a focus on pregnant drug users, in partnership with NHS Ayrshire and Arran, in response to the high risk pregnancy protocol. As a result of this, 22 pregnant drug users received both ante and post natal support.

(Primary link to FSF criteria: A strong emphasis placed on making early interventions for vulnerable individuals, families and disadvantaged communities.)



EAST AYRSHIRE COMMUNITY PLANNING PARTNERSHIP SINGLE OUTCOME AGREEMENT 2008-2011
ANNUAL PERFORMANCE REPORT 2008/09: OUTCOME SUMMARY

National Outcome 7: We have tackled the significant inequalities in Scottish society.

Local Outcomes

Progress 2008/09	
✓	<p>Reduction in the number of people claiming Income Support</p>
X	<p>Reduction in the proportion of children living in households dependent on out of work benefits or Child Tax Credits – 'more than the family element'</p> <ul style="list-style-type: none"> • Children living in households dependent on out of work benefits • Children living in households dependent on Child Tax Credits
✓	<p>Maintain the number of carers receiving benefits checks</p>
X Slight decrease	<p>Increase in the total number of Credit Union members</p>
O	<p>Increase the proportion of households with savings and investments</p>

Everyone within our communities can access the full range of services which help to combat poverty (FSF)

Financial Inclusion within disadvantaged communities (FSF)

☐ denotes Community Planning Partnership Strategic Priority (FSF) denotes linked outcome to the Fairer Scotland Fund

Local Outcomes	Progress 2008/09	
Financial Inclusion within disadvantaged communities promoted (FSF)	✓	Increase in total household income with less than £15,500 before tax and deductions
Everyone within our communities, including people with disabilities and ethnic minorities, has opportunities and chances (FSF)	0	Reduction in percentage of tenants in severe rent arrears
	0	Reduction in the number of data zones in the worst 0-15% deprived (Scottish Index of Multiple Deprivation)
	✓	Reduction in Coronary Heart Disease Mortality Rate per 100,000 population, under 75 years, in disadvantaged areas
	=	Reduction in percentage of adults aged 16+ smoking in the most deprived areas
Health inequalities in the most disadvantaged neighbourhoods/groups reduced (FSF)	0	Reduction in percentage of pregnant women smoking in the most deprived areas
	X	Increase in the rate of women exclusively breastfeeding at 6-8 weeks in areas displaying the lowest rates
	✓	Reduction in teenage pregnancy rates in 15-19 year olds in the most deprived areas

denotes Community Planning Partnership Strategic Priority (FSF) denotes linked outcome to the Fairer Scotland Fund

National Outcome 7: We have tackled the significant inequalities in Scottish society.

PROGRESS IN IMPROVING THE DELIVERY OF THE NATIONAL OUTCOME

Community Planning Partners have in place a range of effective structures and operating arrangements to ensure effective progress against the planned local outcomes and related national outcomes contained within the Single Outcome Agreement. The key drivers for change are summarised below:

Tackling Poverty and Disadvantage

- Community Planning Partners in East Ayrshire are committed to promoting equality and tackling the inequalities experienced in many of our communities. Key issues in relation to poverty and disadvantaged are being prioritised through our SOA and Community Plan Action Plans, in particular through the allocation of Fairer Scotland Fund resources.

- Work is being taken forward to ensure that the content of the 'Achieving our potential: a framework to tackle poverty and income inequality in Scotland', the Early Years Framework and 'Equally Well' influence the development of the SOA and the Community Plan Action Plans.

Equalities Agenda

- In anticipation of the Equalities Bill becoming law, work is currently being undertaken to develop a Single Equalities Scheme to replace the three current separate schemes.

- The Integrated Impact Assessment tool for community planning partnership activity in East Ayrshire, which was developed by a multi-agency working group, provides a mechanism not only for addressing current agendas in relation to equalities, sustainability and rural proofing but for demonstrating that we are doing so. In addition, to highlighting the impacts in respect of disability, race and gender for which there is a statutory duty to promote equality, the tool highlights impacts on a range of population groups and can be adapted to include additional groups such as employees, parents or carers.

Carers

- Work was undertaken during 2008/09 with carers and range of partner organisations on the development of a new Carers Action Plan for East Ayrshire. It is anticipated that this will inform the future development of the Single Outcome Agreement.

Challenges for the immediate to medium term future will mainly focus on the economic downturn and the availability of funding to continue with planned regeneration developments across East Ayrshire.

PROGRESS AT MARCH 2009 ON LOCAL OUTCOMES

Local Outcome	Indicator/s (noting frequency/type/source)	Baseline at 2006/07	Progress at March 2009 (indicators where available)	'Progress' target/s to 2010/11 (where available)	'End' target/s and timescale/s or direction of travel	Current status
Everyone within our communities can access the full range of services which help to combat poverty (FSF)	Number of people claiming Income Support Quarterly / Department for Work and Pensions/Nomis	60 per 1,000 population (August 2006)	57 per 1,000 population (November 2008)	Reduction in the number of people claiming Income Support by 2011	Reduction in the number of people claiming Income Support by 2011	✓
	Proportion of children living in households dependent on out of work benefits or Child Tax Credits – 'more than the family element' Quarterly / Department for Work and Pensions/Nomis	5,400 children dependent on out of work benefits 8,700 children dependent on Child Tax Credits (April 2007)	5,950 children dependent on out of work benefits 8,600 children dependent on Child Tax Credits (April 2009) Data provided by HM Revenue and Customs This indicator has been deleted from and replaced in the updated SOA	Reduction in the proportion of children dependent on out of work benefits and Child Tax Credits by 2011	Reduction in the proportion of children dependent on out of work benefits and Child Tax Credits by 2011	X
	Number of carers receiving benefits checks Annual / East Ayrshire Carers Centre	390 carers receiving benefits checks	376 receiving benefits checks	Maintain the number of benefits checks for carers	Maintain the number of benefits checks for carers	X Slight decrease

Key: Improving progress ✓ **Maintaining progress** = **Improvement required** X **Data unavailable** O

denotes Community Planning Partnership Strategic Priority; (FSF) denotes linked outcome to the Fairer Scotland Fund

Summary of progress and achievement in 2008/09:

Key performance highlights and success during 2008/09, which will contribute to tackling poverty and disadvantage are summarised below.

Employability

- Integrated services relating to training, up-skilling and employment are available across East Ayrshire, allowing people to learn, train or seek advice and guidance on a range of topics in their local area.
- Drop-in facilities are available in most local communities providing a range of resources, including IT/ICT facilities, Advice and Guidance, Jobs Access and the full use of resources and materials, to support individuals into employment or to meet their needs.
- Getting people back into work will ensure progress towards the 2010/2011 targets; however, in the current economic downturn this will be a greater challenge and is likely to take longer than initially projected.
- New employment initiatives such as the Flexible New Deal for young people and the Future Jobs Fund will support progress towards the Local Outcome when they come on stream.

Carers

Carers are particularly vulnerable to experiencing disadvantage and financial hardship as a result of caring and this in turn can impact negatively upon their health and employment opportunities and increase social isolation. East Ayrshire Carers Centre plays an important role in providing a range of supports to carers.

- Every new carer receives a benefits check when registering with the Carers Centre to ensure income maximisation. Formal benefits checks have been undertaken for 376 carers, with over £400,000 generated for carers following initial benefits checks.
- Dedicated money advice staff identify carers most in need and work on a one to one basis with carers facing financial hardship to maximise personal finances and encourage budget control and debt management. Money management and budget control classes have been delivered to 482 carers and 76 carers received intense debt counselling and support, all 76 of whom reported a reduction in debt.
- Funding for the debt counselling service funding concluded in June 2009 and options for further funding are being explored. The level of benefits checks currently being provided will be maintained within existing capacity.
- Ten carers are fully qualified in complementary therapy and 7 carers are self employed as complementary therapists as a direct result of opportunities to access training through the Carers Centre.

Local Outcome	Indicator/s (noting frequency/type/source)	Baseline at 2006/07	Progress at March 2009 (indicators where available)	'Progress' target/s to 2010/11 (where available)	'End' target/s and timescale/s or direction of travel	Current status
Financial Inclusion within disadvantaged communities (FSF)	Total number of Credit Union members / East Ayrshire Credit Unions	909 members (October 2006)	1,484, comprising 1,072 Active Adult members and 412 Junior members (63% increase in membership)	Increase Credit Union membership by 15% on an annual basis	Increase Credit Union membership	✓
	Proportion of households with savings and investments Every 2 years / Financial Inclusion data/ Scottish Household Survey	48% households with savings and investments (2005/06)	Results of the Scottish Household Survey 2007/08 published in August 2009 - Data update currently not available at East Ayrshire level	Increase the number of households with savings and investments by 2% by 2011	Increase the number of households with savings and investments by 2% by 2011	○
	Total household income with less than £15,500 and before tax and deductions Every 3 years / East Ayrshire Community Planning Residents' Survey	16% under £7,500 and 22% between £7,500 and £15,499 (December 2005)	20% under £10,400 and 6% between £10,400 and £15,599 (December 2008) Revision of income bandings in 2008 to match the Scottish Household Survey	Increase household income by 2011	Increase household income by 2011	✓
	Percentage of tenants in severe rent arrears Annual / SPI 1 Housing / Accounts Commission	38% less than £15,499 and 0.7%	26% less than £15,599 and 1.3%	Reduction of tenants in severe arrears to 0.5% by 2008/09—aim to maintain top quartile performance level	Reduction in number of tenants in severe arrears	* Data not comparable

Key: Improving progress ✓ Maintaining progress = Improvement required X Data unavailable ○

■ denotes Community Planning Partnership Strategic Priority; (FSF) denotes linked outcome to the Fairer Scotland Fund

Summary of progress an achievement in 2008/09:

Key performance highlights and success during 2008/09, which will contribute to financial inclusion are summarised below.

Credit Unions

- The current economic crisis has the potential to increase inequalities. Credit Unions are an important vehicle for tackling financial exclusion through their capacity to work within local communities and provide a range of financial products and services to any individual but particularly those who may not be able to access such services from a bank. Both East Ayrshire and Dumfries and Galloway credit unions have significantly increased their memberships as a result of proactive marketing of their services. It is anticipated that this trend will continue through the move of East Ayrshire Credit Union to new town centre premises in Kilmarnock and further enhancement of accessibility to the services of Dumfries and Galloway Credit Union through partnership working arrangements with local Council Offices.
- Credit union membership has increased by 63% since the baseline position and the two community based credit unions within East Ayrshire have undertaken a range of activity to promote this local outcome. Both credit unions regularly participate in a variety of community based events and undertake promotional activities to raise and increase public awareness of the services which they offer.
- To encourage junior savers, Dumfries and Galloway Credit Union has established collection points in five primary schools and one secondary school. In addition, East Ayrshire Credit Union has recently established a school based credit union within Silverwood Primary School and there are plans to expand the Silverwood Savers model to additional schools and to establish a presence within Kilmarnock College.
- Dumfries and Galloway Credit Union has successfully piloted a collection point scheme within Muirkirk Local Office and is exploring opportunities to roll out to additional local Council Offices. East Ayrshire Credit Union has joined the 'Paypoint' scheme as a collection option and has been supported to relocate to new office premises with high street shop frontage.

Income Maximisation

- Provision of advice and information on welfare benefits, income maximisation and money advice via 20 promotional events was facilitated through partnership working, against a target of 12. Intensive money advice was provided to 63 people to help manage their finances and 578 people in hospital aged over 60 benefited from benefits advice. Substantial additional benefits of over £7.2m were accessed by Citizens Advice Bureau (CAB), Social Work staff and hospital-based Social Work staff working in partnership with DWP Pension Service.
- Access to, and take up of, money advice and debt management services have increased, with 91 people benefiting from money and debt management advice against a target of 50.
- Contacts made by the Council and DWP Joint Team resulted in 909 effective visits being undertaken, with 828 successful benefit claims subsequently being progressed and 292 people being referred on for additional services. Over £1.8 million has been generated for older people through the work of the Joint Team.

Fuel Poverty

- A total of 573 individuals were provided with advice or assistance further to contacting the Energy Advice Line. Each month, 3 or 4 Energy Advice Surgeries have provided public information on energy issues to 751 people. One talk/event has been undertaken each month to raise public awareness on energy issues, with follow-up individual advice or home visits as required. Over the 14 events, 503 individuals have been provided with advice.

Rent Arrears

- The current figure of 1.3% (170 tenants) in severe rent arrears reflects an increase in the cases recorded from the baseline position (0.7%). In 2007/08, there were 0.5% (60 tenants) in severe rent arrears. A different methodology has been used in 2008/09 to calculate the number of cases in severe rent arrears; therefore, a direct comparison cannot be made in this regard.
- It should be noted that due to the introduction of robust arrears management arrangements, the actual amount of rent arrears owed to the Council fell from £475,585 in 2006/07 to £423,977 by 2008/09.
- In October 2008, East Ayrshire Council was invited to participate in a peer review of Renfrewshire Council's rent arrears system. East Ayrshire Council's involvement was in no small part due to our sustained levels of 'best in class' performance and proven track record at minimising rent arrears over the past decade.

Local Outcome	Indicator/s (noting frequency/type/source)	Baseline at 2006/07	Progress at March 2009 (Indicators where available)	'Progress' target/s to 2010/11 (where available)	'End' target/s and timescale/s or direction of travel	Current status
Everyone within our communities, including people with disabilities and ethnic minorities, has opportunities and chances (FSF)	Number of data zones in the worst 0-15% (SIMD) deprived Update anticipated in 2009 / Scottish Index of Multiple Deprivation (SIMD) 2006	28 data zones (SIMD 2006)	Data update anticipated in October 2009.	Reduction in the number of data zones in the worst 0-15% by 2011	Reduction in the number of data zones in the worst 0-15% by 2011	O
Key: Improving progress ✓ Maintaining progress = Improvement required X Data unavailable O <input type="checkbox"/> denotes Community Planning Partnership Strategic Priority; (FSF) denotes linked outcome to the Fairer Scotland Fund						

Summary of progress and achievement in 2008/09:

Key performance highlights and success during 2008/09, which will contribute to tackling equality of opportunity are summarised below.

- The East Ayrshire Equalities Forum has been established whose members also participate in the Local Community Planning Forums, which ensures that the equalities agenda is integrated within the Community Planning process.
- In May 2009, in partnership with Community Planning Partners the Council supported the development and launch by 'DisabledGo' of an access guide for disabled people.
- Enhanced services through Supported Employment within the Council have increased the number of people with disabilities who can now compete for employment due to the one to one support from Job Coaches, enabling them to sustain employment.
- Recruitment of young people into Get Ready for Work and Life Skills programmes is consistent across all areas, including from the 0-15% worst areas of deprivation.
- Results of the 2008 Residents' Survey demonstrate that 57% of respondents have use of a computer at home (47% in 2005); and 96% of computer users have a broadband connection (63% in 2005).
- Equalities training across services is being progressed and will ensure compliance with legislation and with progress towards the Local Outcome.

- A range of regeneration projects and employability services continue to facilitate the regeneration of the local area and, in particular, our most disadvantaged communities. However, the national and local economic conditions and longer term forecasts for unemployment present significant challenges.
- Local projects designed to improve and regenerate communities have upgraded areas and increased residents' feelings of wellbeing, and provided pleasant surroundings and environments, assisting people to negate any feelings of social exclusion because of where they live and the condition of their communities.

Local Outcome	Indicator/s (noting frequency/type/source)	Baseline at 2006/07	Progress at March 2009 (indicators where available)	'Progress' target/s to 2010/11 (where available)	'End' target/s and timescale/s or direction of travel	Current status
Health inequalities in the most disadvantaged neighbourhoods/groups reduced (FSF)	Coronary Heart Disease Mortality rate per 100,000 population, under 75 years Annual / ISD Scotland	132.8 per 100,000 population (2002-2004) Revised baseline provided by NHS Ayrshire and Arran	118.9 standardised rate per 100,000 population (2005-2007)	Reduction in mortality rate for coronary heart disease in disadvantaged areas by 2011	Reduction in incidence of coronary heart disease in the most deprived areas by 2011	✓
	Percentage of adults aged 16+ in the most deprived areas smoking Every 3 years / East Ayrshire Community Planning Residents' Survey	43% (December 2005)	43% (December 2008)	Reduction in adults smoking in the most disadvantaged areas by 2011	Reduction in the percentage of adults smoking in the most deprived areas by 2011	=
	Percentage of pregnant women smoking in the most deprived areas Ayrshire and Arran Tobacco Strategy	29% (2006)	Data update unavailable at this time This indicator has been deleted from the updated SOA	Reduction in pregnant women smoking in the most deprived areas by 2011	N/A	0
	Rate of women exclusively breastfeeding at 6-8 weeks in areas displaying the lowest rates Annual / ISD Scotland	18.6% (2007)	18.1%	Increase to 33.3% the proportion of newborn children exclusively breastfed at 6-8 weeks in 2010/11 (2008/09 HEAT targets)	Increase to 33.3% the proportion of newborn children exclusively breastfed at 6-8 weeks in 2010/11 (2008/09 HEAT targets)	X

Key: Improving progress ✓ Maintaining progress = Improvement required X Data unavailable 0

☐ denotes Community Planning Partnership Strategic Priority; (FSF) denotes linked outcome to the Fairer Scotland Fund

Local Outcome	Indicator/s (noting frequency/type/source)	Baseline at 2006/07	Progress at March 2009 (indicators where available)	'Progress' target/s to 2010/11 (where available)	'End' target/s and timescale/s or direction of travel	Current status
Health inequalities in the most disadvantaged neighbourhoods/groups reduced (FSF)	Teenage pregnancy rates in 15-19 year olds in the most deprived areas Annual / ISD Scotland	64.7 per 1,000 (Range=17.2-99.4 across communities) (2005)	60.5 per 1,000 (2007) Additional analysis required to demonstrate range across communities	Reduction in levels of teenage pregnancy rates in 15-19 year olds in the most deprived areas	Reduction in teenage pregnancies in 15-19 year olds by 33% in the most deprived areas by 2015 (SE HEAT target, 2006)	✓
Key: Improving progress ✓ Maintaining progress = Improvement required X Data unavailable O						

☐ denotes Community Planning Partnership Strategic Priority, (FSF) denotes linked outcome to the Fairer Scotland Fund

Summary of progress and achievement in 2008/09:

Key performance highlights and success during 2008/09, which will contribute to tackling health inequalities are summarised below.

Employability

- Through various employability and other interventions high priority is given to health issues and the importance of leading a healthy lifestyle.
- Individual and group childcare facilities have been made available as has an enhanced Supported Employment service to assist people with mental or physical disabilities progress to sustained employment.
- Progress has been made in establishing positive outcome routes for our Looked After and Accommodated young people, including provision of work experience placements, training guarantees and employment within Council services. Closer working relationships have been established with Social Services, training providers and referral agencies to meet the needs of our care system leavers.

Health Inequalities

Significant work has been taken forward in 2008/09 through a partnership approach to address health inequalities in our disadvantaged communities, which can be demonstrated by the progress and achievement in relation to a range of key actions within the Improving Health Action Plan of the Community Plan. The progress made within this area is highlighted below:

- **Target smoking cessation programmes at the most deprived communities and key target groups, including pregnant women.** A range of activity is in place to support smoking cessation, including 10 specialist smoking cessation support groups, individual support provided in rural areas via the CHIP Van, a hospital advisor available for support 5 days per week, specialist advisors providing support in homeless hostels twice per month, and 1 advisor and support staff in HMP Kilmarnock weekly; 1,545 clients were supported to stop smoking through the community pharmacy smoking cessation scheme from 1 January 2009; and a needs assessment of people with severe mental health problems who smoke and staff who work with this client group was completed and 12 week smoking cessation programme implemented.

- **Target breastfeeding support to the most deprived areas displaying the lowest rates.** The Breastfeeding Friendly nursery approach was piloted in 1 family centre; and peer support was provided, targeting communities with the lowest breastfeeding rates.
- **Target programmes to prevent unintended teenage pregnancies in areas with the highest levels.** TOTS (Truth on Teenage Pregnancy) programme was rolled out to all non-denominational schools and Park School.
- **Target prevention and intervention programmes to communities and priority target groups such as young men, and the prison population, who are most at risk of suicide and deliberate self-harm.** The Healthcare Centre in HMP Kilmarnock was redesigned to include high observation areas for vulnerable prisoners; and staff training on deliberate self-harm was delivered to all staff in 1 residential unit (pilot) and a young people's homeless hostel.
- **Target mental health improvement interventions and programmes to those communities and target groups at greatest risk such as homeless people and people in prison.** Pathways of care for homeless clients with mental health problems established and being implemented; the recommendations of the Ayrshire and Arran Mental Health Review are being implemented; and re-designed services for mental health are being implemented based on the review.
- **Target interventions that address the health needs of those with sensory impairment, looked after and accommodated young people, prison population learning disabilities, physical disabilities, homelessness, carers and minority ethnic groups.** Three Health and Wellbeing events were held within HMP Kilmarnock – 383 inmates participated; hygiene packs were provided for all clients experiencing homelessness and play packs were provided for all children; and weekly health awareness sessions were delivered within St Andrew's hostel, bi-monthly events in Peden Court hostel and monthly sessions in Blue Triangle - over 300 clients participated against an annual target of 150. There were 1,223 attendances at school based sessions within Special Schools and learning support units and 1,842 attendances at community based sessions delivered specifically for children and young people with additional support needs. Funding for the Bridge to Vision service was secured until August 2011 with staff input from 2 part-time project assessment workers. Local statistics are being collated for young people newly into care but no best practice model has been identified as yet. The Language Line was extended to GP surgeries to meet the needs of minority ethnic groups and links were established with Ayrshire Minority Ethnic Community Action Group (AMECA) to address health needs; and disability is integrated into all aspects of policy, planning, service developments via Equality and Diversity Impact Assessments.

In addition:

- The national anticipatory care programme 'Keepwell', targets the 45 – 64 age group within the 0–15% most deprived data zones and this programme is being progressed locally; and
- NHS Ayrshire and Arran is developing its public health dataset, which will provide data at the lower level geographies, including 0-15% most disadvantaged data zones.

FAIRER SCOTLAND FUND

A more detailed summary reflecting the investment of the Fairer Scotland Fund (FSF) in tackling poverty, deprivation and health inequalities and the contribution to the achievement of local outcomes is provided below:

Breakfast Clubs: Provides children and young people with access to a healthy breakfast to support the best possible start to their day in readiness for learning. Breakfast clubs operate in 29 primary and 3 secondary schools in East Ayrshire. The service is provided free or at minimum cost. The core breakfast club provision operates from October to March. Fairer Scotland Fund resources allow 19 clubs in the 0-30% most disadvantaged data zones to provide the service throughout the school year by funding the periods between April and June, and August and October. Achievements in 2008/09 include:

- 41 Breakfast Services operated, including 3 secondary schools and 9 out of school care delivered services;
- 19 services operating for the whole school year in the 0-30% most deprived data zones;
- a total of 81,812 breakfasts served, of which 66,823 were in whole school year services and 14,980 were in part year services; and
- an average weekly uptake of places of 2,507.

(Primary link to FSF criteria: A strong emphasis placed on making early interventions for vulnerable individuals, families and disadvantaged communities)

Early Intervention and Parental Capacity Building Programme: Provides 38 full-time equivalent (FTE) wraparound child care places, which are delivered in four Early Years establishments across East Ayrshire. Priority is given to children who are on the child protection register and children deemed to be 'in need' as defined by the Children (Scotland) Act 1995. In addition, the multi-agency Parenting Support Strategy Group (sub group of the Children's Services Plan Steering Group) aims to develop parenting support initiatives to support children and young people in vulnerable families. Achievements in 2008/09 include:

- 85 children aged 3-5 years have accessed the 38 FTE wraparound care places across 52 weeks in Cairns and Onthank Nursery Schools and Shortlees Nursery and Family Centre in Kilmarnock, and during school term time in New Cumnock Nursery School;
- the multi-agency Parenting Support Strategy Group was established to progress the development of a strategy for East Ayrshire based on the initial work of a Parenting Framework Document. Key tasks for the group have been to establish the level of need for parenting support services, the mapping of existing parenting support services and the analysis of best practice from a variety of sources nationally. To facilitate this, research was commissioned from the Department of Childhood and Primary Studies, Strathclyde University which was completed in June 2008 and identified key recommendations which have been set out in an action plan as part of the Children and Young People's Services Plan 2008-2011;
- 24 staff across Early Years, Educational Psychological Services, Social Work Services and Health have been trained in the Solihull Approach. The initiative has been evaluated and agreement reached from the Community Health Partnership Officer Locality Group (children and young people) to roll out the training across agencies; and
- the Ayrshire wide Parenting Handbook has been reviewed with a reprint planned in 2009/10.

(Primary link to FSF criteria: A strong emphasis on making early interventions for vulnerable individuals, families and disadvantaged communities.)

Recreation Partnership Service has been responsible for the on-going development, promotion and distribution of the East Ayrshire SHOUT Card, which is available for children of primary school age residing in the local authority area. This unique smart membership card is provided free of charge and acts as a Library card for the holder. As well as providing a range of incentive rewards in return for participating in healthy physical activity, the card offers free and vastly reduced access to a wide range of play, health, sport and cultural activities. Achievement in 2008/09 include:

- 88% of East Ayrshire Primary School children had SHOUT Card membership;
- over 9,000 free swims were utilised via SHOUT Card holders, which equates to a saving of over £16,000 to local families and subsequently assists to ensure equitable participation in health-related physical activity. It is clear that the SHOUT Card is successfully removing financial barriers to participating in leisure and cultural activities;
- recognising the need to overcome barriers to participation such as transport issues, the Recreation Partnership Service seeks to provide a range of programmes for children and young people within their own communities and school environments making it easy to participate in healthy activities.

(Primary link to FSF criteria: A clear focus on investment to address the causes of poverty, not its symptoms.)

Ethnic Minority Inclusion: Develops effective communications strategies with ethnic minority families to facilitate better access to services, resources and community initiatives. Specifically, its work seeks to:

- support inclusion of ethnic minority and migrant pupils and their families within the education system – school and community learning;
- support parental involvement in their children's education and school activity; and
- work with existing and new ethnic minority groups and families to identify need, support activities and build capacity.

Achievements in 2008/09 include:

- the Bilingual Support Service supported KULOC, the local Chinese community group, to set up a homework class at the KULOC centre; and supported the Polish Parents' Group at Grange Academy, Kilmarnock;
- a Parents' Workshop was held on 6 October 2008 to assist parents to support early literacy and numeracy skills in their children and supported study English as an Additional Language classes are also provided, once a week, for Polish pupils.

(Primary link to FSF criteria: A strong emphasis on making early interventions for vulnerable individuals, families and disadvantaged communities.)


Shopmobility provides mobility equipment to assist vulnerable people, including people with a disability and older people, to shop in Kilmarnock. The service is based at Kilmarnock Bus Station. Fairer Scotland Fund resources have been allocated to provide a joint Support Worker post in conjunction with Coalfield Community Transport. Achievements in 2008/09 include:

- 404 registered users and 3,447 bookings recorded, an increase of 35% compared to 2007/08;
- Saturday opening commenced in January 2009 and, by 31 March 2009, recorded an average of 16 users each Saturday; and
- 5,000 new leaflets were produced to promote Shopmobility and advertise the new opening hours of the project (mobility equipment is available between 10.00 and 16.00 over 6 days).

(Primary link to FSF criteria: A strong emphasis on making early interventions for vulnerable individuals, families and disadvantaged communities; and Promotion of joint working between local partners.)

In addition, a programme of pedestrian access measures, comprising dropped kerbs and tactile paving surfaces as necessary, has been implemented in conjunction with Fairer Scotland Fund **Road Safety** and **Street Lighting** improvements. The provision of dropped kerb crossings enhances access for all and in particular for vulnerable pedestrians such as older people and people with a disability.

(Primary link to FSF criteria: A clear focus on investment to address the causes of poverty, not its symptoms; and Promotion of joint working between local partners.)



National Outcome 8: We have improved the life chances for children, young people and families at risk.

Local Outcomes	Progress 2008/09
<p>Child protection and the safety of vulnerable adults promoted</p>	<p>X</p> <p>Reduction in the number of child protection re-registrations by 2% per year</p>
	<p>✓</p> <p>Increase in rates of domestic abuse incidents reported to the police per 100,000 population</p>
<p>Educational achievement of children and young people at risk increased (FSF)</p>	<p>✓</p> <p>Increase in the number and percentage of looked after children who attain standard grades in English and Maths</p> <p>Improvement in attendance and levels of inclusion</p> <p>Primary:</p> <ul style="list-style-type: none"> • Attendance • Exclusions <p>Secondary:</p> <ul style="list-style-type: none"> • Attendance • Exclusions

☐ denotes Community Planning Partnership Strategic Priority (FSF) denotes linked outcome to the Fairer Scotland Fund

Local Outcomes

Progress 2008/09	
Homelessness reduced	✓ Reduction in the total number of homeless presentations
	✓ Reduction in the percentage of repeat homelessness to 11% within one year (by 2008/09)

■ denotes Community Planning Partnership Strategic Priority (FSF) denotes linked outcome to the Fairer Scotland Fund

National Outcome 8: We have improved the life chances for children, young people and families at risk.

PROGRESS IN IMPROVING THE DELIVERY OF THE NATIONAL OUTCOME

Community Planning Partners have in place a range of effective structures and operating arrangements to ensure effective progress against the planned local outcomes and related national outcomes contained within the Single Outcome Agreement. The key drivers for change are summarised below:

- Child protection procedures and processes are designed to ensure the protection of some of the most vulnerable members of society and ensure that those children and young people get the best possible start in life. A broad range of activity has been undertaken in support of achieving National Outcome 8, including enhancement of staffing levels in certain areas, a review of Social Work 'duty' arrangements and the subsequent establishment of initial response teams, the development of the 'corporate parenting' agenda, the establishment of the 'Getting it Right for Every Child' (GIRFEC) multi-agency group and the opening of a new children's residential facility.
- Following the release of the Scottish Government publication: 'These are our Bairns: a guide for community planning partnerships on being a good corporate parent' (September 2008), a series of seminars was convened to raise awareness of the Council, Elected Member and Community Planning Partnership's responsibilities in respect of corporate parenting and provide an opportunity for members to focus attention on the needs of Looked After and Accommodated children and young people and care leavers from an East Ayrshire perspective. The results of the seminars were increased understanding and awareness and the development of a corporate parenting action plan for implementation across the range of local partners.
- During 2008/09, the East Ayrshire Domestic Abuse Forum, which is a multi-agency partnership comprising representatives of all agencies working with women, children and young people in East Ayrshire, produced a Domestic Abuse Action Plan for East-Ayrshire. In line with the national focus, the East Ayrshire Domestic Abuse Action Plan focuses on achieving positive outcomes for women, children and young people experiencing domestic abuse which centres around four key values, namely Prevention; Protection; Provision; and Participation. Through the activity in the Action Plan, the Partners aim to raise community awareness of domestic abuse and ensure that the needs of women, children and young people experiencing domestic abuse are identified and supported on an ongoing basis.
- The Council has reviewed its assessment arrangements with regard to Homeless Applications to extend the scope of Priority Need status. This supports the Scottish Government's target of eradicating homelessness by 2012. Arrangements are established to contact owners and tenants of other landlords who are at risk of losing their home, notified through Section 11 arrangements.

PROGRESS AT MARCH 2009 ON LOCAL OUTCOMES

Local Outcome	Indicator/s (noting frequency/type/source)	Baseline at 2006/07	Progress at March 2009 (indicators where available)	'Progress' target/s to 2010/11 (where available)	'End' target/s and timescale/s or direction of travel	Current Status
Child protection and the safety of vulnerable adults promoted	Number of child re-protection registrations in year Annual / SGED Child Protection Returns	17 child protection re-registrations	17 child protection re-registrations	Reduction of child re-protection registrations by 2% per year	Reduction of child re-protection registrations by 2% per year	X
	Rates of domestic abuse incidents reported to the police per 100,000 population Annual / Scottish Government	946 per 100,000 population Revised baseline provided by Strathclyde Police and included in the updated SOA	1,082 domestic abuse incidents per 100,000 population (Vulnerable Persons Statistics Report March 2009 produced by Information Resources and published on 7 April 2009)	Increase in incidents of domestic abuse reported to the police by 2011	Increase in reported incidents of domestic abuse over the 5-year average	✓

Key: Improving progress ✓ Maintaining progress =

Improvement required X Data unavailable O

■ denotes Community Planning Partnership Strategic Priority

Summary of progress and achievement in 2008/09:

Key performance highlights and success during 2008/09, which will contribute to child protection and the safety of vulnerable adults are summarised below.

Raise awareness of child protection

- The number of re-registrations is taken from the Scottish Government Education Directorate (SGED) Child Protection Aggregate Return. The number of re-registrations is small and can be influenced by a range of factors. 2007/08 saw significant increases in child protection referrals and registrations with high levels continuing into 2008/09. The increase in the number of re-registrations should be viewed in the context of this overall increase in child protection activity. Analysis undertaken by the Council and the Child Protection Committee attributes the increase in activity to increasing levels of parental substance misuse in conjunction with earlier identification of risk through joint partnership working arrangements in relation to information sharing, knowledge and practice.
- 'Getting It Right for Every Child' (GIRFEC) multi-agency meetings commenced in June 2008 to ensure a co-ordinated approach from all agencies in cases of child protection. There have been 975 referrals to GIRFEC, which has already proved to be worthwhile in ensuring the most appropriate measures are put in place to safeguard children. The second annual Multi Agency Child Protection Seminar was convened on 25 February 2009 addressing child protection and corporate parenting issues. In addition, the series of Corporate Parenting Seminars convened during 2008/09 produced a detailed action plan with a range of actions/activity identified to address this agenda.

Raise awareness of domestic abuse and support the overall reduction in abuse

- A resource was developed for community link workers in respect of domestic abuse and a Domestic Abuse Training programme was implemented.
- A total of 3,836 contacts were made with East Ayrshire Women's Aid; and the actual number of domestic abuse incidents reported to the Police in 2008/09 was 1,317, compared to 1,256 reported incidents the previous year.
- In 2008/09, Strathclyde Police implemented a Domestic Violence phase of the Campaign Against Violence, where police proactively targeted individuals giving cause for concern, with a view to reducing re-offending rates and, consequently, providing enhanced safety and a better quality of life for victims. This incorporates utilising domestic bail protocols, warrants, DNA packages, joint partnership visits to victims, issuing domestic abuse alarms and a media campaign. Work is ongoing to ensure that the victims of domestic violence are provided with a panic alarm linked to the Risk Management Centre and immediately given priority as a 999 call-this work will be developed in 2009/10.
- The introduction of Strathclyde Police's "Domestic Abuse Toolkit" has facilitated improved quality of investigations carried out by operational police officers from the actions required at the initial report, through to the arrest and appearance of the accused at court.
- This year, 2,107 victims of crime, including victims of domestic abuse, were offered a service by Victim Support East Ayrshire to ensure that they received the best support package available for them. This was against a target of 1,600. An adult Referral Co-ordinator has been appointed by Strathclyde Police to coordinate referrals for adults at risk under the new Adult Support and Protection (Scotland) Act 2007, which came into effect in October 2008.

Local Outcome	Indicator/s (noting frequency/type/source)	Baseline at 2006/07	Progress at March 2009 (indicators where available)	'Progress' target/s to 2010/11 (where available)	'End' target/s and timescale/s or direction of travel	Current status
Educational achievement of children and young people at risk increased (FSF)	Number and percentage of looked after children who attain standard grades in English and Maths (SPI) Annual / SPI EC 6 Academic Attainment / Accounts Commission	21.1% attainment Baseline revised by East Ayrshire Council, and to be included in the updated SOA as follows: 15% attainment at 2006/07	17.6%	Increase educational achievement of Looked After Children to the comparator group average by 2011	Educational achievement for Looked After Children to be comparable with wider school population	✓ Based on the revised baseline
Key: Improving progress ✓ Maintaining progress = Improvement required X Data unavailable O						

denotes Community Planning Partnership Strategic Priority; (FSF) denotes linked outcome to the Fairer Scotland Fund

Local Outcome	Indicator/s (noting frequency/type/source)	Baseline at 2006/07	Progress at March 2009 (indicators where available)	'Progress' target/s to 2010/11 (where available)	'End' target/s and timescale/s or direction of travel	Current status
Educational achievement of children and young people at risk increased (FSF)	Attendance and levels of inclusion Annual / SEEMIS Vision Reporting System	Primary: Attendance: 95% Exclusions: 16 per 1,000 pupils (148 in total)	Primary: Attendance: 95% Exclusions: 19 per 1,000 pupils (173 in total)	Improve levels of attendance and inclusion by 2011	Improve levels of attendance and inclusion by 2011	=
		Secondary: Attendance: 91% Exclusions: 130 per 1,000 pupils (1,053 in total)	Secondary: Attendance: 91% Exclusions: 87 per 1,000 pupils (668 in total)			
Key: Improving progress ✓		Maintaining progress =		Improvement required X	Data unavailable O	

■ denotes Community Planning Partnership Strategic Priority; (FSF) denotes linked outcome to the Fairer Scotland Fund

Summary of progress and achievement in 2008/09:

Key performance highlights and success during 2008/09, which will contribute to the educational achievement of young people at risk are summarised below.

Educational achievement improved for young people at risk

- The problem of disengagement has been increasingly recognised and has prompted a review of how additional support would be targeted for looked after children.
- As part of the More Chances More Choices programme, 142 pupils in 9 secondary schools and 97 pupils in 30 primary schools who are Looked After and Accommodated children and young people receive individual mentoring/strategy support for one hour each week. The developing More Choices More Chances strategy will offer further opportunities for care leavers in future years.
- The reallocation of educational support funding to early intervention in Primary 5 onwards during 2009/10 is designed to prevent disengagement of children before being accommodated. Additionally, the planned reorganisation of resources through the 'Youth Services Review' is designed to focus more input to those young people who are accommodated or at serious risk of being accommodated.
- An increased number of college places have been made available to school pupils.
- 16+ Learning Choices has been implemented in 5 secondary schools improving the number of young people who are offered positive destinations.
- An Outreach Worker provides support to pupils at risk of disengaging from learning.
- Careers Scotland Active8 project delivered in 6 secondary schools and enhanced Skills Development Scotland provision delivered in 3 secondary schools.
- The opportunity to participate in a Leadership Academy is offered to all vulnerable and at risk pupils in secondary schools.
- Investment in the Prince's Trust XL and Team programmes to support vulnerable young people in schools and post 16 learning.
- Finance was provided to equip all pupils with a Young Scot information pack to signpost them to wider learning opportunities.

Attendance and Inclusion

- Attendance in the primary and secondary sectors has remained consistent at 95% and 91% respectively.
- Although secondary attendance has not shown any improvement in the last two years, it remains the highest reported in the last five years.
- In the primary sector, the number of exclusions has increased from 148 in 2006/07 to 173 in 2007/08, an increase of 17%. This increase is due mainly to a significant increase in the number of exclusions at one primary school (37 exclusions in 2007/08, up from 16 in 2006/07). It is also important to note that at this school four pupils were excluded five times or more. Work to address this matter will be taken forward.
- In the secondary sector the number of exclusions has declined from 1,053 in 2006/07 to 668 in 2007/08, a reduction of 36.5%.

Local Outcome	Indicator/s (noting frequency/type/source)	Baseline at 2006/07	Progress at March 2009 (Indicators where available)	'Progress' target/s to 2010/11 (where available)	'End' target/s and timescale/s or direction of travel	Current status
Homelessness reduced	Total number of homeless presentations Annual / East Ayrshire Council	1,186 homeless presentations	971 homeless presentations Target achieved and exceeded	Reduction to 1,064 homeless presentations by 2011	Reduction to 1,064 homeless presentations by 2011	✓
	Percentage of repeat homelessness within one year Annual / SPI 6 Housing / Accounts Commission	11.6% repeat homeless within one year	9.2% Target achieved and exceeded	Reduction in the number of repeat homeless to 11% by 2008/09 - aim is to improve quartile from previous year	Top quartile by 2011	✓
Key: Improving progress ✓ Maintaining progress = Improvement required X Data unavailable O						

Summary of progress and achievement in 2008/09:

Key performance highlights and success during 2008/09, which will contribute to a reduction in homelessness are summarised below.

Homeless presentations

- There has been a year on year reduction in homeless applications from 1,186 in 2006/07 to 1,018 in 2007/08 (a reduction of 168 (14%) from the baseline figure); to 971 in 2008/09 (a reduction of 215 (18%) from the baseline figure).
- There has been a steady increase in the percentage of housing applications which have resulted in a permanent tenancy; rising from 46% in 2006/07; to 49% in 2007/08; to 55% in 2008/09; and a reduction in instances where no accommodation was secured (from over 28% in 2006/07, to 25% in 2007/08, to 21% in 2008/09).
- The local outcome, against a national trend of rising homelessness figures, is better than expected.

- In April 2009, the introduction of Section 11 notification by landlords and creditors may have an impact in the overall application figures during the coming year and current figures suggest that around 50 notices per month can be expected. The information issued to the households affected is designed to trigger prevention activity which should further reduce the number of applications; however, greater awareness of homeless services available may also bring about an increase in the number of applications during the coming year.
- The Scottish Government introduced a target to eliminate the priority test for Homeless Assessments by 2012. In 2005/06, non priority assessments in East Ayrshire were 27%; however, this has reduced to 7% in 2008/09.

Repeat Homelessness

- Direct parallels with the previous homelessness SPI cannot be drawn as this indicator has changed; however, there has been an improvement in repeat homelessness performance since 2007/08. This year's figure of 9.2% also means that we have already achieved the progress target which was set for 2010/11.
- The profiles data which is published by Audit Scotland in December 2009 will allow us to judge how far we still have to travel in terms of achieving our 'end' target (top quartile by 2011).
- The downturn in the economy is likely to affect those requiring homelessness services. The Council has been working pro-actively with homeless people, carrying out research into the causes of their homelessness and tailoring our approach to reflect these findings. The challenge for the Council will be to sustain this, particularly given current economic problems.

FAIRER SCOTLAND FUND

A more detailed summary reflecting the investment of the Fairer Scotland Fund (FSF) and the contribution to the achievement of local outcomes is provided below:

More Choices More Chances: Provides a programme of support, which focuses on young people in East Ayrshire in the 14-19 years age group who are not in education, employment or training. Programme activity includes support for chronic school truants; enhanced work-related experience; enhanced "winter leavers" programme for school pupils; support to prevent 'drop outs' from tertiary education; and programmes to improve confidence in young people. Achievements in 2008/09 include:

- 236 looked after young people received targeted support;
- over 50 young people assisted in respect of attendance issues;
- approximately 120 S3 and S4 pupils participated in Prince's Trust XL programmes and 45 young people participated in three Prince's Trust Team programmes;
- 450 S2 and S3 pupils participated in Kilmarnock College Leadership Academy;
- 120 pupils across 6 secondary schools were involved in the Careers Scotland Active 8 project;
- 12 vulnerable pupils participated in Cumnock Academy East Ayrshire Strategy for Youth project; and
- all secondary pupils received 'Young Scot' information packs.

(Primary link to FSF criteria: A clear focus on investment to address the causes of poverty, not its symptoms; and Focused action on improving employability as a key means of tackling poverty.)

Additional Police Resources: Allows Strathclyde Police to allocate additional resources within priority areas, enhancing police visibility and accessibility in the community and proactively addressing local crime and community safety issues. Achievements in 2008/09 include:

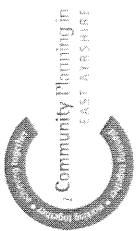
- domestic abuse alarms purchased, which will be monitored 24 hours a day at East Ayrshire Council's Risk Management Centre. The alarms will be installed in 2009/10 in the homes of victims of domestic abuse, who have been assessed as being vulnerable to further abuse. When an alarm is activated the Police will be contacted via the 999 system and officers dispatched to the alarm location.

(Primary link to FSF criteria: A strong emphasis placed on making early interventions for vulnerable individuals, families and disadvantaged communities.)

Children's Learning Health and Supported Play (CLHASP) Initiative: Since September 2007, East Ayrshire Positive Play has continued to deliver consistent, active play activities in nurseries, schools and communities throughout East Ayrshire ensuring that children aged 0 – 15 are offered the opportunity to participate in activities which stimulate social, physical, intellectual, creative and emotional development. Achievements in 2008/09 include:

- through the CLHASP initiative, there were 2,138 journeys made transporting children experiencing homelessness to school or nursery; and 144 individual children from 85 families were supported to maintain their education or care and learning opportunities.

(Primary link to FSF criteria: A strong emphasis placed on making early interventions for vulnerable individuals, families and disadvantaged communities.)




EAST AYRSHIRE COMMUNITY PLANNING PARTNERSHIP SINGLE OUTCOME AGREEMENT 2008-2011

ANNUAL PERFORMANCE REPORT 2008/09: OUTCOME SUMMARY

National Outcome 9: We live our lives safe from crime, disorder and danger.

Local Outcomes		Progress 2008/09
Crime and anti-social behaviour reduced (FSF)		✓
		✓
		=
Community safety in neighbourhoods and homes improved		✓
		✓
Community safety in neighbourhoods and homes improved (FSF)		✓

 denotes Community Planning Partnership Strategic Priority
 (FSF) denotes linked outcome to the Fairer Scotland Fund

National Outcome 9: We live our lives safe from crime, disorder and danger.

PROGRESS IN IMPROVING THE DELIVERY OF THE NATIONAL OUTCOME

Effective systems and structures are in place within East Ayrshire to tackle the range of Community Safety issues being faced across our communities. The Improving Community Safety Action Plan of the Community Plan, developed in consultation with a range of stakeholders, ensures co-ordinated action by all partners on identified community safety priorities. The main issues faced include:

- Crimes of violence, anti-social behaviour, acts of vandalism and drug crime.
- Fear of crime, despite falling rates in crime.
- Road safety and road traffic collisions.
- Child protection and the protection of vulnerable adults.
- Fire prevention.

The Concordat agreement between CoSLA and the Scottish Government has introduced a new approach to persistent young offending through the publication of Preventing Offending by Young People: A Framework for Action (Scottish Government, June 2008). In line with the principles of the Concordat, local partners will require to set their own priorities and reflect these through the SOA as appropriate. As a consequence of this, work is being taken forward in conjunction with the East Ayrshire Youth Justice Forum to consider and develop a response to the Framework. In due course, local priorities developed in response to the Framework will be reflected in the SOA.

PROGRESS AT MARCH 2009 ON LOCAL OUTCOMES

Local Outcome	Indicator/s (noting frequency/type/source)	Baseline at 2006/07	Progress at March 2009 (indicators where available)	'Progress' target/s to 2010/11 (where available)	'End' target/s and timescale/s or direction of travel	Current status
Crime and anti-social behaviour reduced (FSF)	Rate of serious violent crime Annual / Strathclyde Police	28 serious violent crimes per 10,000 population	11 serious assaults per 10,000 population (63% reduction) Target achieved and exceeded	Reduction of 3% in serious violent crime by 2011	Reduction of crimes of violence below the 5-year average	✓
	Number of persistent young offenders Annual / Scottish Children's Reporter Administration (SCRA)	45 persistent young offenders	This indicator has been deleted from and replaced by a new suite of indicators in the updated SOA 27 persistent young offenders (40% reduction) Target achieved and exceeded	Reduction of 3% in number of persistent young offenders by 2011	Reduction of 3% in number of persistent young offenders by 2011	✓
	Percentage of adults who feel threatened by crime in their neighbourhood a great deal or a fair amount Every 3 years / East Ayrshire Community Planning Residents' Survey	18% (December 2005)	18% (December 2008)	Reduction in the percentage of adults who feel threatened by crime by 2011	Reduction in the percentage of adults who feel threatened by crime by 2011	=

Key: Improving progress ✓ Maintaining progress = Improvement required X Data unavailable O

☐ denotes Community Planning Partnership Strategic Priority; (FSF) denotes linked outcome to the Fairer Scotland Fund

Summary of progress and achievement in 2008/09:

Key performance highlights and success during 2008/09, which will contribute to reducing crime and anti-social behaviour and the fear of crime and anti-social behaviour are summarised below.

- **Implement a range of activities to tackle violent crime.** 89 Breaking the Circle of Violence Action Plans were implemented. There has been a significant reduction in violent crime which can partly be attributed to an increase in the number of Police patrols on the streets carrying out proactive stop/searches, visiting licensed premises and implementing the above action plans as part of the ongoing Campaign against Violence. Crimes of violence have reduced from 330 in 2007/08 to 245 in 2008/09.
- **Effectively tackle antisocial behaviour through Partnership working.** Between 1 April 2008 and 31 March 2009, there was a significant drop in the number of violent crimes from 330 in 2007/08 to 245 in 2008/09; and incidents of antisocial behaviour from 6,862 in 2008/09 to 6,695 in 2008/09. Strathclyde Police and East Ayrshire Council have progressed a significant amount of activity to combat antisocial behaviour in East Ayrshire by continuing to issue Letters of Concern, Acceptable Behaviour Contracts and Unacceptable Behaviour Notices.
- **Tackle drug and alcohol related crime through enforcement and Partnership working.** 81 Bottle Marking Action Plans were implemented. This initiative continues to be a worthwhile tool in preventing and detecting under age drinking. In addition, the Campaign against Violence has included phases to tackle antisocial behaviour, gang violence, serious and organised crime, and to provide information and extra visits to licensed premises.
- **Tackle the fear of crime in East Ayrshire.** The Risk Management Centre incorporating Public Space CCTV, the Community Alarm System and the EAC out of hours helpline opened in May 2008. There are now 52 public space CCTV cameras fully operational in East Ayrshire, which have provided great public reassurance as well as assisting in detecting crime both as it happens and retrospectively. Mobile CCTV has also been introduced and has been used at major events in East Ayrshire, including junior football matches, an Orange Walk and the annual Fireworks Display. Successful campaigns have been implemented to target serious and organised crime. 400 information packs have been issued to victims of crime and 93 Home Security Systems have been fitted. In addition, Strathclyde Police has introduced Community Policing Teams (CPTs) in each multi member ward area and the officers are the frontline response for the wards in which they serve. Officers in the Communities Units co-ordinate the problem solving aspects for the CPTs. Communications from members of the public with the CPTs can be done by email and information is also available on the Strathclyde Police website. The East Ayrshire Council Community Warden Service continues to patrol across the authority area addressing incidents of minor antisocial behaviour.
- **Divert young people from crime and antisocial behaviour through involvement in education and leisure.** Diversionary activity for young people through initiatives such as New Sporting Futures has proved to be very effective. In 2007/08, there were 15,874 attendances by young people at specific night time and diversionary activities organised through Leisure Services and this increased to 19,684 in 2008/09. There are now 21 StreetSport cages in East Ayrshire with more locations being considered for the future due to their success. 51 local young people have become qualified Sports Leaders and 45 local voluntary coaches have undergone Sports Related Child Protection courses. Campus Police Officers were appointed in November 2007 and are now in place at Auchinleck, Loudoun and Grange Academies. This pilot was for a one year period but has been extended due to it being well received and is currently being evaluated. Strathclyde Police ran a successful Tee-Off project for 8 weeks incorporating one hour's golf tuition from a professional followed by a Community Safety input on good citizenship. Community Wardens continue to patrol areas where young people are likely to be and sign post them to activities of interest. Wardens and community safety staff give talks to young people in schools, youth groups and church groups. In addition, they attend community council meetings, tenants' groups and senior citizens groups.
- **Work with young offenders to divert them from the Criminal Justice System.** Strathclyde Police have delivered 100 Restorative Justice Warnings over the last year and SACRO has dealt with 55 young people through the Restorative Justice practices. There was a 40% reduction in the reported number of persistent young offenders between 2006/07 and 2008/09.

Local Outcome	Indicator/s (noting frequency/type/source)	Baseline at 2006/07	Progress at March 2009 (indicators where available)	'Progress' target/s to 2010/11 (where available)	'End' target/s and timescale/s or direction of travel	Current status
Community safety in neighbourhoods and homes improved	Number of fire related injuries and incidents Annual / Strathclyde Fire and Rescue	Injuries: 105 Incidents: 2,877 Revised baseline provided by Strathclyde Fire and Rescue as follows: Injuries: 35 Incidents: 1,468	Injuries: 15 (57% reduction based on revised baseline) Incidents: 1,232 (16% reduction based on revised baseline) Target achieved and exceeded	Reduction of 3% in fire related injuries and incidents by 2011	Reduction of 3% in fire related injuries and incidents by 2011	✓
Community safety in neighbourhoods and homes improved (FSF)	Number of people killed and seriously injured in road accidents Annual / Strathclyde Police	140 (1994-98 average remains the Scottish Government baseline)	66 (53% reduction) (January-December 2008) Target achieved and exceeded	Reduction in casualties for 2010 by 40% from the 1994-98 baseline in line with national targets	Reduction in casualties for 2010 by 40% from the 1994-98 baseline in line with national targets	✓

Key: Improving progress ✓ Maintaining progress = Improvement required X Data unavailable O

■ denotes Community Planning Partnership Strategic Priority; FSF denotes linked outcome to the Fairer Scotland Fund

Summary of progress and achievement in 2008/09:

Key performance highlights and success during 2008/09, which will contribute to improving community safety are summarised below.

Fire Safety in neighbourhoods and homes improved

- **Raise awareness of fire safety and support national campaigns.** Strathclyde Fire and Rescue ran a national radio campaign, the Grim Reaper Campaign, highlighting the correlation between alcohol and fire deaths. The Christmas Fire Safety Campaign also highlighted the dangers of alcohol and fire.
- **Educate young people in the dangers of deliberate fire raising and malicious calls.** There has been a decrease in all of the following when comparing the periods 2007/08 to 2008/09 - fire fatalities from 3 to 2 (data updated from 1 fatality previously reported subsequent to incident enquiries being concluded), fire injuries from 20 to 13, malicious calls from 173 to 127, secondary fires from 1,136 to 944 and attacks on fire crews from 14 to 4. 1,460 Primary 6 pupils attended Danger Detectives, the experiential learning event which raises awareness of children of the dangers which surround them and how to stay safe. 80 young people were involved in the Fire Reach Initiative in 2007/08 and this has increased to 200 in 2008/09. It is intended to continue this successful project by providing further courses and developing new courses whereby the young people who attended the original course will be brought back to further develop

their skills and enhance life choices. Strathclyde Fire and Rescue has also developed a suite of interactive education packs specifically designed for a number of age groups within the educational system ranging from pre school to school leavers. Presentations have been delivered to all primary schools with 5,863 children attending.

- **Work in partnership to increase awareness of Fire Safety within the home.** 324 Home Fire Safety Visits have been carried out by Strathclyde Fire and Rescue in 2008/09. Strathclyde Fire and Rescue has worked in partnership with Strathclyde Police and Community Wardens to promote this service. East Ayrshire Council has developed a series of training sessions with carers and home helps to assist them to identify any potential risks in the homes they visit. Strathclyde Fire and Rescue secured funding from the then Alcohol and Drug Action Team Innovation Fund to deliver 10 experiential learning training days for carers who have access to the homes of alcohol dependent service users.

Road Safety in neighbourhoods and homes improved

- **Raise awareness of and improve road safety through education, engineering, enforcement and encouragement.** East Ayrshire Road Safety Officers have implemented a wide range of initiatives to educate child pedestrians, young drivers and cyclists, including 'Be Safe Be Seen' for all nurseries, playgroups and Primary 1 pupils in East Ayrshire who received clip on animal reflectors for attaching to their schoolbags or jackets for the school journey; 'Kerbcraft' in which 387 pupils in 13 schools have participated, including 5 new schools this year; 'Bike It' which was extended to include road cycle training; 'Reckless Driving Wrecks Lives' with 8 out of 9 secondary schools participating; and the successful launch of the 'Hero to Zero Campaign'. Strathclyde Police has implemented additional Police patrols to reinforce the drink drive message particularly during the festive season. 106 individuals were reported for speeding offences and 181 for drink driving offences in 2008/09. No children have been killed in road accidents in East Ayrshire since 1996; however, there has been a slight increase in those seriously injured from 4 in 2007/08 to 5 in 2008/09. There has been a reduction in the number of adults killed and seriously injured in road accidents from 44 in 2007/08 (10 fatalities) to 40 in 2008/09 (5 fatalities).
- In addition, the following road safety programmes have been progressed:
 - 12 road safety projects were implemented as part of the Council Roads Division's road safety programme;
 - 7 mandatory 20mph zones and 3 advisory 20mph speed limits (20s plenty) were implemented;
 - Rural Route Action Plans on 'B' class routes continued to improve safety on rural routes between communities;
 - a range of initiatives and resources are promoted from pre-5 to lower secondary school stages; the publication of Guidelines in Early Years lays out the foundation on which to build this activity;
 - 'Kerbcraft' child pedestrian training was provided for 387 pupils by 35 volunteers and 8 classroom assistants; and
 - the annual Scottish Cycle Training Scheme was implemented in 39 primary schools; 432 children passed their test and a pilot for on road cycle training was carried out at 4 schools in conjunction with Active School Coordinators.

FAIRER SCOTLAND FUND

A more detailed summary reflecting the investment of the Fairer Scotland Fund (FSF) in tackling crime and anti-social behaviour and the contribution to the achievement of local outcomes is provided below:

Additional Police Resources: Allows Strathclyde Police to allocate additional resources within priority areas, enhancing police visibility and accessibility in the community and proactively addressing local crime and community safety issues. In addition, FSF resources have been utilised to increase the level of police resources within the North West Kilmarnock Community Policing Team and provide match funding for the Campus Police Officer initiative in three local secondary schools until the end of September 2009. Achievements in 2008/09 include:

- development and implementation of a total of 233 directed Action Plans within East Ayrshire to tackle the most persistent 'hot spot' areas of crime, disorder and antisocial behaviour;
- deployment of 4 additional dedicated police officers to increase high visibility patrols in Ward 2 (Kilmarnock North), which historically demonstrates one of the highest crime rates in East Ayrshire. It is anticipated that their work in the forthcoming year will bring about a real improvement in the levels of crime, increase public reassurance and reduce the fear of crime in the area, and a formal evaluation outlining the impact of these additional officers within the local area will be available in due course;
- implementation of additional patrols in town centre areas across East Ayrshire during the festive season, providing high levels of public reassurance to the retail and night time economies; and
- the purchase of domestic abuse alarms which will assist to ensure the future safety of victims. These alarms will be fully utilised in 2009/10 and it is envisaged that this will have a positive impact on the lives of the victims and their families.

(Primary links to FSF criteria: A clear focus on investment to address the causes of poverty, not its symptoms; and Promotion of joint working between local partners.)

CCTV: Monitors closed circuit television (CCTV) camera screens, installs additional CCTV cameras and upgrades equipment. Cameras are monitored from the Risk Management Centre located at Council Headquarters, Kilmarnock. FSF resources cover the staff costs associated with the employment of four CCTV operatives. Achievements in 2008/09 include:

- the new central Risk Management Centre fully operational since May 2008;
- 3 new cameras commissioned in Catrine, Drongan and Queens Drive, Kilmarnock, increasing the number of public space cameras from 49 to 52;
- images now being recorded at the site of 38 council properties;
- 928,560 hours of monitoring provided over 365 days;
- 796 incidents reported to the Police by CCTV staff and Police also reviewed and copied to disc 381 incidents; and
- during 2009/2010, the centre will trial and evaluate the use of Wireless CCTV cameras, which if successful will provide the facility to quickly deploy temporary cameras to 'hot spot' areas as and when required.

(Primary link to FSF criteria: Promotion of joint working between local partners.)

New Sporting Futures: Delivers a wide and diverse range of activities which increases physical activity levels of young people; but more specifically through outreach programmes such as StreetSport Express and StreetSport Cages the project is engaging young people in sports activity who do not normally attend organised activities. Achievements in 2008/09 include:

- continuation and development of a range of night time and diversionary activities, including high profile activities as part of East Ayrshire's StreetSport Cages, StreetSport Express and Premier Night Leagues. All of these activities are delivered on a weekly basis and free of charge to young people;
- the introduction of new initiatives, including StreetSport Icon and Town Centre Sports Programmes, both of which seek to engage young people by providing 'money can't buy' opportunities which result from sustained involvement in positive activities;
- 19,684 attendances recorded at night time and diversionary sports programmes during 2008/09 against a target of 16,000, which is an increase of 40% since 2006/07 (14,009 attendances against a set target of 9,000); and
- by delivering high quality and high visibility activities within local communities, young people are regarded positively which improves perceptions of community safety in the local population.

(Primary links to FSF criteria: A clear focus on investment to address the causes of poverty, not its symptoms; and Promotion of joint working between local partners.)

Road Safety Improvements: Delivers a range of road safety improvements to communities within identified areas, including traffic calming measures which will be implemented in residential areas, around local schools and at other sensitive locations. Achievements in 2008/09 include:

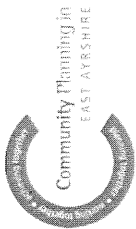
- extensive road safety improvements in the following areas: Patna – Carnshalloch Avenue, Houldsworth View, Blaney Avenue; Cumnock – McCall Avenue, Michie Street, Wylie Crescent, John Allan Drive; and Muirkirk - Smallburn. The improvements included the introduction of 20mph speed limits with associated traffic calming and surface treatments, street lighting improvements and pedestrian access improvements;
- reflective materials provided for distribution to Primary 1 school pupils in schools throughout East Ayrshire; and
- traffic calming, surface treatments and access improvements, in conjunction with improved street lighting, progressed, which assist to deter anti-social behaviour and driving in an unsafe manner. Accident records will be monitored to review the effectiveness of the road safety improvement schemes.

(Primary links to FSF criteria: A clear focus on investment to address the causes of poverty, not its symptoms; and Promotion of joint working between local partners.)

Street Lighting: Provides for the installation of high quality street lighting in disadvantaged areas where existing street lighting is structurally safe but of poor quality. Achievements in 2008/09 include:

- trial installation of a new energy efficient, white light source by Philips called 'Cosmopolis' in the following areas: Blaney Avenue, Patna; Wylie Crescent, Cumnock; and Elderslie Crescent, Kilmarnock;
- further replacement schemes planned for locations in Catrine, Cumnock and Dalmeilington;
- as well as saving around 20% in energy over comparable high pressure sodium lighting, white light vastly improves the night time environment making it safer, brighter and much easier to distinguish colours; and
- effective and efficient street lighting contributes to making homes and neighbourhoods safer places to live and work, providing a feeling of well being and a perceived reduction in the fear of crime.

(Primary links to FSF criteria: A clear focus on investment to address the causes of poverty, not its symptoms; and Promotion of joint working between local partners.)



EAST AYRSHIRE COMMUNITY PLANNING PARTNERSHIP SINGLE OUTCOME AGREEMENT 2008-2011

ANNUAL PERFORMANCE REPORT 2008/09: OUTCOME SUMMARY

National Outcome 10: We live in well-designed, sustainable places where we are able to access the amenities and services we need.

Local Outcomes		Progress 2008/09
Transport solutions improved, particularly in the rural areas, ensuring that good quality affordable choices are available		X
		O
Number of buildings which are suitable and accessible for people with a disability increased		✓
		✓
Attractiveness of communities improved		✓
		X

■ denotes Community Planning Partnership Strategic Priority (FSF) denotes linked outcome to the Fairer Scotland Fund

National Outcome 10: We live in well-designed, sustainable places where we are able to access the amenities and services we need.

PROGRESS IN IMPROVING THE DELIVERY OF THE NATIONAL OUTCOME

Community Planning Partners have in place a range of effective structures and operating arrangements to ensure effective progress against the planned local outcomes and related national outcomes contained within the Single Outcome Agreement. The key drivers for change are summarised below:

Transport solutions improved

- Development of the new Local Transport Strategy for East Ayrshire has provided an opportunity for alignment of outcomes, indicators and targets with our SOA, where appropriate.
- The Council's Roads and Transportation Service has been allocated an investment programme of £45.64 million over the next 10 year period to reflect the challenges of meeting the current and backlog maintenance of the road and bridge infrastructure, improving road safety improvements to the A70 and A71 strategic routes and mitigating flooding. In particular, over the next 10 years, £21 million of the investment programme has been allocated for carriageway structural maintenance to improve the condition of the road network, with a three year rolling programme being brought forward to address the worst areas. Planned maintenance programmes will also be carried out to assist in improving the situation.

Attractiveness of communities improved

- East Ayrshire is moving towards a public examination of the East Ayrshire Local Plan Alteration. The Alteration updates the adopted (2003) Local Plan and has been built upon sustainable development principles.
- The Scottish Government recently announced that one of the key development sites, namely the 'Knockroon' site, identified in the Local Plan Alteration as an 'exemplar project' under the Scottish Sustainable Communities Initiative. The 'Knockroon' site has the potential to raise the profile of Scotland internationally in relation to sustainable developments. A masterplan has been prepared by the Prince's Foundation for the Built Environment on behalf of the Prince's Charities which own the site and demonstrates that 'Knockroon' will be a walkable, mixed use, mixed housing community with homes, jobs and local shops. Employment uses include small workshops and offices for start up businesses, and retail and skills training in association with Kilmarnock and Ayr Community Colleges.
- A planning application has been lodged with the Council for the 'Knockroon' development. Extending to 770 units, the development will include local neighbourhood shops, workplaces, commercial spaces, community facilities and public open space. It is anticipated that 'Knockroon' will be developed over nine phases with, subject to planning consent, an anticipated site start in 2010.

PROGRESS AT MARCH 2009 ON LOCAL OUTCOMES

Local Outcome	Indicator/s (noting frequency/type/source)	Baseline at 2006/07	Progress at March 2009 (indicators where available)	'Progress' target/s to 2010/11 (where available)	'End' target/s and timescale/s or direction of travel	Current status
Transport solutions improved, particularly in the rural areas, ensuring that good quality affordable choices are available	Proportion of residents satisfied with public transport Every 3 years / East Ayrshire Community Residents' Survey	74% (2005/06)	69% (December 2008)	Increase by 2011	Increase by 2011	X
	Access to services (SIMD) Update anticipated in 2009 / Scottish Index of Multiple Deprivation (SIMD) 2006	14.9% local share in 15% most deprived (2006)	Updated SIMD anticipated in October 2009	Reduction in local share by 2009	Reduction in local share by 2009	O
	Proportion of the road network for maintenance treatment Annual / Road Condition Survey	43.5% Road condition indicator replaced the SPI in 2007/08 and has been developed to characterise the overall condition of the road network over a two-year rolling average	40.5%	Reduction of 2% in the proportion of the road network that should be considered for maintenance treatment by 2011	Reduction of 5% in the proportion of the road network that should be considered for maintenance treatment by 2014 and 10% reduction by 2019	✓
Key: Improving progress ✓		Maintaining progress =		Improvement required X	Data unavailable O	

Summary of progress and achievement in 2008/09:

Key performance highlights and success during 2008/09, which will contribute to improved transport solutions are summarised below.

- Public transport accessibility modelling, based on travel time to 7 key types of public service facilities, was carried out across East Ayrshire and has demonstrated that the rural areas suffer most from poor accessibility, particularly the Doon Valley South and Cumnock Rural areas, where there is lower than average accessibility to 4 or more of the key indicators. A hybrid bus feasibility study was undertaken for Kilmarnock town centre. The Strathclyde Partnership for Transport Park and Ride strategy has been developed.
- Utilising the Road Condition Indicator, results demonstrates that the rural parts of the Network have more than double the lengths for maintenance treatment

considerations than urban areas. Within the rural lengths, the 'C' and 'U' class routes continually highlight the carriageway to be in poorer condition than the 'A' and 'B' class routes, which is to be expected.

- The Council's computer based traffic model has been expanded along the A76 corridor to New Cumnock. This is a significant extension of the model which will ensure that the traffic impacts of new developments are fully understood and will assist to develop appropriate transport solutions.

Local Outcome	Indicator/s (noting frequency/type/source)	Baseline at 2006/07	Progress at March 2009 (indicators where available)	'Progress' target/s to 2010/11 (where available)	'End' target/s and timescale/s or direction of travel	Current status
Number of buildings which are suitable and accessible for people with a disability increased	Number of council buildings where the Council delivers services to the public and % of these with full public area suitability for, and accessible to, people with a disability Annual / East Ayrshire Council	45.9%	64.2%	Increase on an annual basis	Increase in the number of buildings accessible to people with a disability	✓
Key: Improving progress ✓ Maintaining progress = Improvement required X Data unavailable O						

Summary of progress and achievement in 2008/09:

Key performance highlights and success during 2008/09, which will contribute to an increase in the number of accessible buildings for people with a disability are summarised below.

- The significant increase over the last 2 years in the number of council buildings where the Council delivers services to the public reflects multiple initiatives which have been completed in part or in full. This includes new build properties that have replaced their lower graded counterparts and accurate independent access surveys carried out on the majority of the Council's portfolio.
- The Council has appointed an Architectural Systems and DDA Officer, whose duties include reviewing the new Access Action Plan and highlighting relevant actions for consideration in relation to all alterations made on its portfolio.
- Community Planning Partners have supported the development of the DisabledGo-East Ayrshire online access guide, which provides a range of information in respect of services, attractions and culture and heritage opportunities, and is a useful resource for people with hearing, vision or mobility concerns. On 26 May 2009, www.disabledgo.info was launched at the Burns Centre in Kilmarnock and provides residents and visitors to the area with information on access to over 1,000 venues across East Ayrshire.

Local Outcome	Indicator/s (noting frequency/type/source)	Baseline at 2006/07	Progress at March 2009 (indicators where available)	'Progress' target/s to 2010/11 (where available)	'End' target/s and timescale/s or direction of travel	Current status																							
Attractiveness of communities improved	Total number of Council houses meeting the Scottish Housing Quality Standard Annual / SPI 2 Housing / Accounts Commission	This is a new indicator for 2008/09 Baseline to be set at April 2009	7,205 (55.1%) Council houses meeting the Scottish Quality Housing Standard	All Council houses to meet the Scottish Quality Housing Standard by 2015 Work to be developed with Registered Social Landlords	All Council houses to meet the Scottish Quality Housing Standard by 2015	✓																							
	Percentage of adults who rate their town or village as a good place to live Every 3 years / East Ayrshire Community Planning Residents' Survey	Rating of town/village as a good place to live (2005) <table border="1"> <tr><td>VG</td><td>G</td><td>FP</td><td>VP</td></tr> <tr><td>32%</td><td>51%</td><td>5%</td><td>4%</td></tr> <tr><td colspan="4">NB -8% Neither/Nor</td></tr> </table>	VG	G	FP	VP	32%	51%	5%	4%	NB -8% Neither/Nor				Rating of town/village as a good place to live (December 2008) <table border="1"> <tr><td>VG</td><td>G</td><td>FP</td><td>VP</td></tr> <tr><td>26%</td><td>46%</td><td>7%</td><td>5%</td></tr> <tr><td colspan="4">NB -15% Neither/Nor</td></tr> </table>	VG	G	FP	VP	26%	46%	7%	5%	NB -15% Neither/Nor				Reduction in percentage of fairly poor and very poor ratings by 2011	Reduction in percentage of fairly poor and very poor ratings by 2011
VG	G	FP	VP																										
32%	51%	5%	4%																										
NB -8% Neither/Nor																													
VG	G	FP	VP																										
26%	46%	7%	5%																										
NB -15% Neither/Nor																													

Key: Improving progress ✓ Maintaining progress = Improvement required X Data unavailable O

Summary of progress and achievement in 2008/09:

Key performance highlights and success during 2008/09, which will contribute to improving the attractiveness of our communities are summarised below.

- Progress towards the achievement of the Scottish Housing Quality Standard (SHQS) is proceeding on target for full compliance by the required deadline of 2015. Currently, there are no properties failing the Tolerable Standard and a failure rate on disrepair of fewer than 10%. The major failure rate of over 25% under the SHQS relates to the required provision of modern facilities and services, including new kitchens, bathrooms and adequate electrical outlets to power the increased number of kitchen appliances in modern use. The Council is committed to addressing any disrepair and providing popular and individually designed and finished kitchens/modern sanitary ware to all of its homes with works being undertaken on over 1,700 homes per year to ensure ongoing tenant satisfaction and full SHQS compliance by 2015.
- The slight increase (from 9% to 13 %) in the percentage of adults who rate their town or village as a very/fairly poor place to live may be viewed in the context of a wider malaise caused by the current economic downturn. A range of activities has been implemented across East Ayrshire to improve the natural and built environment, through the Community Plan Delivering Regeneration Action Plan and updated Local Plan, and it is anticipated that these works will have a positive impact on local perceptions over the longer reporting cycle.
- An open space/park improvement programme progressed with 4 play improvement projects completed (2 in Kilmarnock; 1 in Crookedholm and 1 in Cumnock).
- A range of environmental improvement and regeneration projects has been implemented and completed through the Restoring Communities Programme in association with community groups.
- Results of the 2008 Residents' Survey demonstrate that 80% of respondents responded positively when asked how proud they felt about living in their neighbourhood within East Ayrshire; and 72% of respondents stated that, in terms of quality of life, they consider their town or village to be a good place to live.

FAIRER SCOTLAND FUND

A more detailed summary reflecting the investment of the Fairer Scotland Fund (FSF) in tackling poverty deprivation and the contribution to the achievement of local outcomes is provided below:

Coalfield Community Transport (CCT): Provides access to affordable transport for people living in rural communities to allow participation in activities, services and opportunities. Achievements in 2008/09 include:

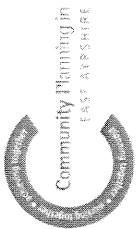
- a total of 34,926 passengers utilised transport provision, which was an increase of 8.6% (against a target of 5%) from the previous year;
- CCT's Cumnock Connector service, which transports people from outlying communities to Cumnock bus station to facilitate onward travel, commenced in January 2009;
- the introduction of the Visitor Service for Dumfries House has been one of the highlights of the season, which has utilised the volunteer base to full capacity; and;
- CCT's 'Wheels2Work' initiative provides a scooter loan service, protective clothing and training for unemployed individuals to assist them to access work, training or education.

(Primary link to the FSF criteria: A clear focus on investment to address the causes of poverty, not its symptoms.)

Restoring Communities Programme: Involves preparing and establishing sustainable regeneration projects within priority areas, with the involvement of local communities. Achievements in 2008/09 include:

- preparation of the masterplan for the Cumnock Town Centre Regeneration Project, which has been approved by East Ayrshire Council as Supplementary Planning Guidance;
- implementation of a floodlighting scheme at the arches of the Kilmarnock viaduct;
- improvement in access to New Cumnock Community Centre, bulb planting and improved signage;
- continuation of progress on the Catrine Environmental Heritage Project, with the completion of the Catrine Hatchery project;
- development of initial proposals for the regeneration of Galston town centre;
- completion of a feasibility study for the reuse of the former Co-op buildings in Galston town centre and a follow up study with the engagement of the local community nearing completion;
- 27 community groups engaged in the development and implementation of a range of regeneration projects across East Ayrshire through the Restoring Communities Programme; and
- FSF resources allocated to the Restoring Communities Programme continue to lever in substantial levels of external funding from a wide range of sources. In 2008/09, a total of £1.3 million funding was secured for Restoring Communities Programme projects from East Ayrshire Council and external sources with a further £1.9 million secured from the Council and Historic Scotland for the Cumnock Conservation Area Regeneration Scheme (CARS).

(Primary links to FSF criteria: A clear focus on investment to address the causes of poverty, not its symptoms; and Empowering communities and individuals to influence and inform the decisions made by Community Planning Partnerships.)



EAST AYRSHIRE COMMUNITY PLANNING PARTNERSHIP SINGLE OUTCOME AGREEMENT 2008-2011

ANNUAL PERFORMANCE REPORT 2008/09: OUTCOME SUMMARY

National Outcome 11: We have strong, resilient and supportive communities where people take responsibility for their own actions and how they affect others.

Local Outcomes		Progress 2008/09
Participation by people of all ages in community activity increased (FSF)		X
Carers and young carers supported (FSF)		✓
Support and care services for older people improved		✓
		✓
		✓

☐ denotes Community Planning Partnership Strategic Priority (FSF) denotes linked outcome to the Fairer Scotland Fund

National Outcome 11: We have strong, resilient and supportive communities where people take responsibility for their own actions and how they affect others.

PROGRESS IN IMPROVING THE DELIVERY OF THE NATIONAL OUTCOME

Community Planning Partners have in place a range of effective structures and operating arrangements to ensure effective progress against the planned local outcomes and related national outcomes contained within the Single Outcome Agreement. The key drivers for change are summarised below:

- The Local Government in Scotland Act 2003 requires that the Council and its Community Planning Partners ensure community participation in the overall Community Planning process. In this context, a Community Engagement Framework has been established in East Ayrshire, which ensures the systematic engagement of communities in informing the planning and delivery of services which meet the needs of local communities.
- Effective community engagement lies at the heart of the Community Planning process in East Ayrshire and building the capacity of community representatives on the Community Planning Partnership Board, Local Community Planning Forums and the Federations of Community Groups is fundamental to ensuring embedded and sustained community ownership of the Community Plan/Single Outcome Agreement. In addition, the support provided to the Children and Young People's Forum and Equalities Forum will ensure effective community engagement in the overall Community Planning process.
- East Ayrshire Community Planning Partners recognise that the National Standards for Community Engagement highlight good practice in community consultation and engagement, and have undertaken to ensure that these standards are achieved as a minimum in all activity. In addition, workshops are planned in September 2009 in relation to VOICE (Visioning Outcomes in Community Engagement), a refresher/awareness session relating to the National Standards.
- Work was progressed during the year with carers and a range of key partner organisations on the development of a new Carers Action Plan for East Ayrshire. It is anticipated that this will inform the ongoing development of our Single Outcome Agreement.
- We have recently reviewed and revised our Community Health Partnership (CHP) structure in East Ayrshire, which allows us to better plan and work collaboratively with our partners from NHS Ayrshire and Arran, and the voluntary and community sectors, to address local health issues.
- Partners are committed to implementing the National Community Care Outcomes Framework (CCOF) and the Partnership has demonstrated consistently high levels of performance in previous years though the Joint Performance Information Assessment Framework (JPIAF) and CCOF returns. While national returns are no longer required, it is anticipated that local performance reporting mechanisms though CHP arrangements will demonstrate continued high levels of performance.

PROGRESS AT MARCH 2009 ON LOCAL OUTCOMES

Local Outcome	Indicator/s (noting frequency/type/source)	Baseline at 2006/07	Progress at March 2009 (indicators where available)	'Progress' target/s to 2010/11 (where available)	'End' target/s and timescale/s or direction of travel	Current status
Participation by people of all ages in community activity increased (FSF)	Proportion of residents involved in community activity in the last 12 months Every 3 years / East Ayrshire Community Planning Residents' Survey	13% residents involved in community activity over the last 12 months (December 2005)	11% residents involved in community activity over the last 12 months (December 2008)	Increase proportion of people involved in community activity	Increase proportion of people involved in community activity	X
Key: Improving progress ✓ Maintaining progress = Improvement required X Data unavailable O						

(FSF) denotes linked local outcome to the Fairer Scotland Fund

Summary of Progress and Achievement 2008/09:

Key performance highlights and success during 2008/09, which will contribute to increased community participation in community activity are summarised below.

- The establishment of the four new Local Community Planning Forums from 1 April 2008 has strengthened and increased community representation in community planning decision making at local level as well as effectively promoting involvement in community activity in local communities.
- A comprehensive package of support continues to be provided to support and build the capacity of community representatives on the two Federations of Community Groups and the Local Community Planning Forums, including dedicated support staff; ICT equipment and services; individual training programmes; and expenses procedures.
- A total of 520 community based organisations were supported across a range of partner agencies, an increase of 181 from the 339 groups supported last year.
- Five new organisations were registered for disclosures, which met the set target for 2008/09; and 17 capacity building programmes, against a set target of 8, were delivered to community organisations to support them with committee skills, financial management, social enterprise and support for accessing funding.
- Nine events were held to recognise the achievements of volunteers, including young people. A range of programmes was delivered to support volunteers, including adult literacies training attended by 85 Literacy Volunteer Tutors and recruitment of 512 volunteers by the Volunteer Centre, an increase of 82 from the previous year.
- The first Community Planning Awards (26 March 2009), hosted by the Community Planning Partnership Board, provided an opportunity to recognise and promote the significant contribution made by the community and voluntary sectors to the Community Planning process in East Ayrshire and raise the profile of community involvement locally.
- East Ayrshire Community Planning Partners have given a commitment to carrying out joint community consultation, where possible, which lets people know what is happening and, more importantly, enables and supports them to play an active part in achieving the shared vision for East Ayrshire. To avoid duplication of consultation activities, a representative Residents' Panel has been established which provides an increased understanding of residents' views, and increases community consultation in the planning and development of services. The Panel, which currently comprises approximately 900 members is consulted routinely, a minimum of twice per year, with four consultations completed during 2008/09.

- The Federations of Community Groups have been systematically involved in Community Planning and the ongoing development of the Single Outcome Agreement through their participation in the CPP Board. In addition, a dedicated SOA briefing and engagement meeting was convened in May 2008 with a range of National and Local Voluntary Organisations, with agreement for an ongoing discussion in respect of continued and robust engagement.
- In respect of the voluntary sector, work is being taken forward in East Ayrshire to further develop the relationships between the third sector, the Local Authority and the Community Planning Partnership, which will further strengthen the third sector's role in the Community Planning process.

FAIRER SCOTLAND FUND

Through investment of the Fairer Scotland Fund, the following services and projects tackle poverty and disadvantaged in East Ayrshire and contribute to achieving local outcomes:

Coalfield Communities Federation (CCF): Encourages representation from all local communities in the south of the authority to participate in a forum, which informs the strategic direction and future programme activity of East Ayrshire Community Planning Partnership. The Federation is represented on the Community Planning Partnership Board and the Local Community Planning Forums. Achievements in 2008/09 include:

- a total of 15 member organisations represented on the CCF, including 12 community councils, the Access Panel, the Coalfields Regeneration Trust and the Dalmeilington Partnership. In addition, two individual members are registered;
- two editions of the CCF's 'Glennie' newsletter prepared, published and delivered to every household in the south of East Ayrshire (21,200 copies for each edition); and
- a case study highlighting CCF activity was included in the Scottish Community Empowerment Action Plan: 'Celebrating Success, Inspiring Change', which was published by the Scottish Government in March 2009.

(Primary link to FSF criteria: Empowering communities and individuals to influence and inform the decisions made by Community Planning Partnerships.)

North Federation: A representative body of communities within the north of East Ayrshire, which acts as a key mechanism to ensure that the Community is fully integrated in local activities. The North Federation has representation on the Community Planning Partnership Board and the Local Community Planning Forums, and assists to inform strategies and programmes promoted and funded by the Community Planning Partnership. Achievements in 2008/09 include:

- a total of 20 member organisations represented on the North Federation, including 12 community councils, East Ayrshire Carers Centre, the Elderly Forum, the Access Panel, Kilmarnock Retailers, Federation of Churches, Heal the Earth, Youth Advocacy and Clubs for Young People;
- new premises established in Kilmarnock town centre, which were officially opened by the Leader of the Council and Chair of the Community Planning Partnership Board on 9 September 2008;
- a total of 22 community groups assisted or supported, for example, to prepare funding applications, to develop a constitution, and with promotion and publicity via the North Federation's newsletter; and
- £43,000 of external funding secured for member organisation Heal the Earth.

(Primary link to FSF criteria: Empowering communities and individuals to influence and inform the decisions made by Community Planning Partnerships.)

Local Community Planning Forums: The four Local Community Planning Forums, underpinned by the Federations of Community Groups and Equalities Networks, provide a robust mechanism for interactive community engagement, which enables local people to exercise greater influence over the planning and decision making of the Council and its Community Planning Partners. Achievements in 2008/09 include:

- as a result of public consultation, the seven East Ayrshire Council Local Committees were replaced by four Local Community Planning Forums in April 2008. The four Forums, which are linked to the multi-member wards, were established to strengthen and increase community representation in community planning decision making at a local level and provide for balanced participation from Elected Members, community representatives through the Federations of Community Groups and the Equalities Forum, the voluntary sector and Community Planning Partners. To date, the Local Community Planning Forums have met on six occasions to discuss, share good practice and consider solutions to a range of issues which they have identified as requiring action in their respective areas. Themes included Sport and Leisure for Young People; Tourism; Regeneration; Community Safety/Anti-social Behaviour; Drugs, Alcohol and Access to Health Services, Community Pride and Health and Wellbeing. In February/March each year, the Local Community Planning Forums meet to identify the priority issues for discussion in the year ahead.

(Primary link to FSF criteria: Empowering communities and individuals to influence and inform the decisions made by Community Planning Partnerships.)

Carer and Young Carer Support: East Ayrshire Carers Centre provides information, advice and support to carers of all ages, who have responsibility for looking after someone who is ill, frail or has a disability. The Fairer Scotland Fund contributes to core costs and staffing costs of the Carers Centre and allows the service to operate in the south of the authority. Achievements in 2008/09 include:

- the provision of outreach services in the south of the authority, including in Cumnock, Dalmeilington, Muirkirk, Patna and Drongan, and home visits for carers who find it difficult to access services;
- the commissioning of an independent evaluation of East Ayrshire Carers Centre by the CPP Board to assess performance, promote sustainability and provide a strategic way forward for the Carers Centre. In addition, the results of the evaluation will be used to inform the development of a Service Level Agreement between the Council, NHS Ayrshire and Arran and the Carers Centre, which will facilitate the ongoing support of carers and young carers in East Ayrshire.

(Primary link to FSF criteria: A strong emphasis placed on making early interventions for vulnerable individuals, families and disadvantaged communities.)

External Funding and Sustainability Worker: Supports local community and voluntary groups to access external funding opportunities and assists the development of future sustainability plans for community based initiatives. Achievements in 2008/09 include:

- over £2.91 million external funding secured for East Ayrshire in 2008/09 (funding awards in year totalled £5.03 million to be paid over a number of years);
- successful bids made to a wide range of funding bodies, including Historic Scotland, Heritage Lottery Fund, Big Lottery Fund, Lloyds TSB Foundation, Scottish Natural Heritage, BBC Children in Need, Cumnock and Doon Valley Minerals Trust and the Coalfields Regeneration Trust;
- 121 local community/voluntary groups supported to submit external funding applications;
- 98 local community/voluntary groups successful in securing funding awards; and
- 12 External Funding training events/surgeries delivered.

(Primary link to FSF criteria: A clear focus on investment to address the causes of poverty not its symptoms.)

Restoring Communities Programme: Involves preparing and establishing sustainable regeneration projects within priority areas, with the involvement of local communities. Achievements in 2008/09 include:

- a total of 27 community groups engaged in the development, consultation and implementation of regeneration projects through the Restoring Communities Programme; and
- 2 new groups established through the development of Restoring Communities Programme projects; namely Cumnock Town Centre Liaison Forum and New Cumnock Liaison Group.

(Primary link to FSF criteria: A clear focus on investment to address the causes of poverty not its symptoms; and Empowering communities and individuals to influence and inform the decisions made by Community Planning Partnerships.)

Local Outcome	Indicator/s (noting frequency/type/source)	Baseline at 2006/07	Progress at March 2009 (indicators where available)	'Progress' target/s to 2010/11 (where available)	'End' target/s and timescale/s or direction of travel	Current status
Carers and young supported carers (FSF)	Number of carers receiving ongoing support Annual / East Ayrshire Carers Centre	4,500 carers receiving ongoing support	5,708 carers receiving ongoing support	Maintain level of 4,500 carers receiving ongoing support annually until 2011 Target revised in updated SOA as follows: Increase the number of carers receiving ongoing support to 6,500 by 2011.	6,500 carers receiving ongoing support	✓
Key: Improving progress ✓			Maintaining progress =			Improvement required X
Data unavailable O						

(FSF) denotes linked local outcome to the Fairer Scotland Fund

Summary of progress and achievement 2008/09:

Support to carers is provided by a range of statutory and voluntary organisations. The above indicator demonstrates progress specifically on the support to carers of all ages provided by The Princess Royal Trust East Ayrshire Carers Centre. Key performance highlights and success during 2008/09, which will contribute to improved outcomes for carers are summarised below.

- To promote accessibility, the Carers Centre operates from 4 locations across East Ayrshire, namely Kilmarnock, Cumnock, Dalmellington and the Carers Cottage in Kilmarnock. Services available include the provision of information, advice, support, training, and leisure and social activities.
- The Carers Centre facilitates 8 carers groups attended by 150 carers across East Ayrshire; and 12 young carers groups with 400 members across East Ayrshire. The 'drop in' service averages 400 client contacts per week across the 4 carers centre locations in East Ayrshire.
- Over 15,000 one-to-one support sessions, including befriending, advocacy, mentoring and counselling support, were delivered in year.
- A total of 563 carers attended a range of training courses, including moving and handling, first aid, money advice, heartstart, fitness first, healthy eating, stress management, and confidence awareness.
- A total of 35 volunteers were inducted and trained in a range of activities, including office skills, IT skills, hospitality, heartstart, first aid, gardening and flower arranging. Ten carers are fully qualified in complementary therapy and 8 are self employed as complementary therapists. Seven of these individuals volunteer at the Carers Centre.

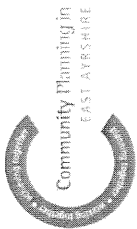
- A total of 350 young people accessed 5-day respite breaks and 5 young carers went on an expedition to the jungles of Brunei to learn survival skills, team building skills and personal development. This experience has contributed to their continuing with further education.
- The Carers Centre was selected as Provost of East Ayrshire Council's Charity of the Year 2008/09 and £25,000 was raised during the course of the year.
- The development of Dalmellington House multi purpose carers facility progressed and opened in April 2009 by HRH The Princess Royal.
- Approximately £2.7 million was allocated to the Carers Centre from the Inspiring Scotland Fund to support 1,000 young carers into education, employment or training over the next ten years.

Local Outcome	Indicator/s (noting frequency/type/source)	Baseline at 2006/07	Progress at March 2009 (indicators where available)	'Progress' target/s to 2010/11 (where available)	'End' target/s and timescale/s or direction of travel	Current status
Support and care services for older people improved Indicator revised in the updated SOA as follows: Proportion of people needing care or support who are able to sustain an independent quality of life as a part of the community increased through effective joint working	Number of patients waiting more than 6 weeks for discharge to appropriate setting Quarterly / NHS Ayrshire and Arran	5 patients waiting more than 6 weeks (March 2007)	0 patients waiting more than 6 weeks for discharge to appropriate setting Target achieved	Zero patients waiting more than 6 weeks for discharge to appropriate setting	Zero patients waiting more than 6 weeks for discharge to appropriate setting	✓
	Percentage of people aged 65+ with intensive needs receiving care at home Annual / East Ayrshire Council	40.7% receiving care at home	41.03% receiving care at home Target achieved and exceeded	Maintain levels at 35%+	Maintain levels at 35%+	✓
	Percentage of people aged 65+ receiving free personal care at home Annual / Scottish Government Statistics	6.2% receiving free personal care at home	6.95% receiving free personal care at home	Maintain levels at 7%	Maintain levels at 7%	✓
Key: Improving progress ✓ Maintaining progress = Deteriorating progress ✗ <input type="checkbox"/> denotes Community Planning Partnership Strategic Priority						
				Improvement required X	Data unavailable O	O

Summary of progress and achievement 2008/09:

Key performance highlights and success during 2008/09, which will contribute to improved outcomes for people requiring care or support services are summarised below.

- In 2009, Joint Futures arrangements were incorporated within the East Ayrshire Community Health Partnership and wider Community Planning Partnership arrangements. The SOA has been realigned to reflect the Community Care Framework around which partnership activity and performance reporting is structured.
- The indicator in relation to 'delayed discharge' represents a continued level of 'best in class' performance. In practical terms, this means that individuals are not required to remain in hospital due to a lack of availability of community based provision. This further evidences the Partnership's continued commitment to 'shifting the balance of care' away from institutional to community based provision.
- Our performance in relation to the provision of intensive care at home continues to significantly exceed our target.



EAST AYRSHIRE COMMUNITY PLANNING PARTNERSHIP SINGLE OUTCOME AGREEMENT 2008-2011

ANNUAL PERFORMANCE REPORT 2008/09: OUTCOME SUMMARY

National Outcome 12: We value and enjoy our built and natural environment and protect it and enhance it for future generations.

Local Outcomes		Progress 2008/09
The natural and built environment through sustainable development improved	Reduction in the total amount of hectares of derelict and vacant urban land	X
	Increase in additional hectares given over to new woodland planting	✓
Number of empty and run down properties, through regeneration of town centres and villages reduced (FSF)	Reduction in the number of vacant and derelict town centre buildings	✓
	Littering, graffiti and vandalism reduced (FSF)	✓

■ denotes Community Planning Partnership Strategic Priority (FSF) denotes linked outcome to the Fairer Scotland Fund

National Outcome 12: We value and enjoy our built and natural environment and protect it and enhance it for future generations.

PROGRESS IN IMPROVING THE DELIVERY OF THE NATIONAL OUTCOME

Community Planning Partners have in place a range of effective structures and operating arrangements to ensure effective progress against the planned local outcomes and related national outcomes contained within the Single Outcome Agreement. The key drivers for change are summarised below:

- The East Ayrshire Local Plan Alteration (finalised draft with modifications) safeguards large areas of the countryside from inappropriate development. Areas protected include special areas of conservation, special protection areas, sites of special scientific interest and local areas of nature conservation value.
- Key projects have been the establishment of the Conservation Area Regeneration Scheme (CARS) and Townscape Heritage Initiative (THI) within Kilmarnock town centre and a CARS in Cumnock town centre. These are significant and nationally important partnership projects, with Historic Scotland and the Heritage Lottery Fund among other funders, and will have a significant positive effect on the built heritage within both towns. Both projects are part of wider regeneration strategies for each town centre.
- Anticipated challenges for future years include the impact of the current recession on the built environment with an increase in vacancies and a further deterioration anticipated in the condition of buildings within urban areas, particularly those that are listed or within conservation areas. Outwith the partnership areas referred to above, resources for building conservation and improvement are limited. Vacant and derelict land is also likely to increase.
- Minimising the impact of wind farms on the landscape will be a challenge and the impact on the natural environment as a result of climate change may be significant.

PROGRESS AT MARCH 2009 ON LOCAL OUTCOMES

Local Outcome	Indicator/s (noting frequency/type/source)	Baseline at 2006/07	Progress at March 2009 (indicators where available)	'Progress' target/s to 2010/11 (where available)	'End' target/s and timescale/s or direction of travel	Current status
The natural and built environment through sustainable development improved	Total amount of hectares (ha) of derelict and vacant urban land Annual / East Ayrshire Council	339 ha (2006)	349 ha (June 2009) <small>Indicator revised to reflect the percentage of derelict and vacant urban land in the updated SOA</small>	Reduction to 250 (6.5%) ha by 2011	Reduction to 5% ha by 2015	X
	Additional hectares given over to new woodland planting Annual / Forestry Commission	3,947 ha (2006)	4,101 ha <small>This indicator has been deleted from and replaced in the updated SOA</small>	Increase to 4,000 ha per year up to 2011	Increase to 4,000 ha per year up to 2011	✓
Key: Improving progress ✓ Maintaining progress = Improvement required X Data unavailable O						

denotes Community Planning Partnership Strategic Priority

Summary of progress and achievement in 2008/09:

Key performance highlights and success during 2008/09, which will contribute to improvements in the natural and built environment are summarised below.

- The June 2009 figure reflecting the total amount of derelict and vacant urban land is based on a comprehensive and detailed survey. The 2006 baseline figure was the most up to date data available at that time and was based on a desk top update of a previous derelict and vacant land survey. Desk top surveys were also undertaken in 2007 and 2008. A small increase in the amount of derelict and vacant land has been identified since 2006 and this is expected to significantly increase as a result of the current economic recession with closures already announced at a range of employment locations.
- Woodland planting contributes to a range of quality of life benefits and changes, including improved local access to the countryside for recreation and relaxation. Both landscape and biodiversity value will be enhanced through the creation of habitat networks over time. Appropriate design and management will benefit air quality and carbon sequestration, and provide timber for industry and fuel in the long-term.
- It is anticipated that planned changes to the support levels for woodland creation under the Scottish Rural Development Programme grants and increasing awareness of opportunities to landowners through Forestry Commission Scotland and, at a local level, by East Ayrshire Woodlands and private sector forest management companies will stimulate interest in woodland planting in 2009.

Local Outcome	Indicator/s (noting frequency/type/source)	Baseline at 2006/07	Progress at March 2009 (indicators where available)	'Progress' target/s to 2010/11 (where available)	'End' target/s and timescale/s or direction of travel	Current status
Number of empty and run down properties, through regeneration of town centres and villages reduced (FSF)	Number of vacant and derelict town centre buildings Annual / East Ayrshire Council	210 (November 2006)	152 (July 2009) Target achieved and exceeded	Reduction to 160 vacant and derelict town centre buildings by 2011	Reduction to 160 vacant and derelict town centre buildings by 2011	✓
Key: Improving progress ✓ Maintaining progress = Improvement required X Data unavailable O						

☐ denotes Community Planning Partnership Strategic Priority; (FSF) denotes linked outcome to the Fairer Scotland Fund

Summary of progress and achievement in 2008/09:

Key performance highlights and success during 2008/09, which will contribute to the reduction in the number of empty and run down properties through the regeneration of town centres and villages are summarised below.

- The November 2006 baseline figure was based on a visual survey; however, the detailed basis for including buildings considered vacant/derelict is not explicit in this regard. Consequently, a further visual survey was progressed in July 2009. Only vacant and derelict buildings within the town centre boundary as set out in the Local Plan have been counted and those buildings which are partially vacant, for example tenement blocks, have not been included in the July 2009 figure. In addition, cleared vacant sites are not included. Some buildings have been demolished for public safety reasons since 2006 and it is anticipated that work taken forward through the Conservation Area Regeneration Scheme (CARS) and Townscape Heritage Initiative (THI) will have a significant positive effect in reducing the number of empty and run down properties in our towns and villages in future years.

Local Outcome	Indicator/s (noting frequency/type/source)	Baseline at 2006/07	Progress at March 2009 (indicators where available)	'Progress' target/s to 2010/11 (where available)	'End' target/s and timescale/s or direction of travel	Current status
Littering, graffiti and vandalism reduced (FSF)	Cleanliness of local authority streets and other relevant land - index recorded by the Local Environmental Audit and M'ment System (LEAMS) Annual / SPI Waste Management 4 / Keep Scotland Beautiful and Accounts Commission	LEAMS index: 70	LEAMS index: 74 Target achieved and exceeded	Improve the index recorded to 72 by 2011	Improve the index recorded to 72 by 2011	✓
Key: Improving progress ✓ Maintaining progress = Improvement required X Data unavailable O						

(FSF) denotes linked outcome to the Fairer Scotland Fund

Summary of progress and achievement in 2008/09:

Key performance highlights and success during 2008/09, which will contribute to the reduction in littering, graffiti and vandalism are summarised below.

- This year's Local Environmental Audit and Management System (LEAMS) index of 74 has exceeded the identified targets and represents East Ayrshire's best ever performance on this indicator. A positive evaluation was provided by the external verifier in February 2009.
- Additional staff have received training in the operation of LEAMS and are using this knowledge to target and improve the standard of street cleaning in East Ayrshire. An additional 12 inspections have been progressed in addition to those required, the results of which have been used to target problem areas.
- The Environmental Hit Squad ensures that our streets and communities are clean and tidy. In responding to concerns raised by the community, the Council has invested in equipment to remove chewing gum from our streets. Subsequently, work has been commenced by the Environmental Hit Squad and the core workforce of the Streetscene Services Unit to remove gum from the main town centres at Kilmarnock and Cumnock.
- In addition, targeting problem areas and enforcing the law in relation to litter and the environment via the Council's Corporate Enforcement Unit (CEU) as well as joint working with other partners such as Keep Scotland Beautiful (KSB) and the Police, we have been able to enhance our urban and rural areas to the benefit of local communities.

FAIRER SCOTLAND FUND

A more detailed summary reflecting the investment of the Fairer Scotland Fund (FSF) in tackling environmental disadvantage and the contribution to the achievement of local outcomes is provided below:

Conservation Area Regeneration Scheme (CARS) and Townscape Heritage Initiative (THI): Supports the restoration of the historic core of Kilmarnock and acts as a catalyst for the further regeneration of Kilmarnock town centre, working in partnership with the owners of buildings to undertake much needed repair. In addition, funding is available to carry out skills training and education linked to the built heritage of Kilmarnock. A Building Maintenance Guide has been produced and a programme of maintenance to assist property owners continues to be developed. Achievements in 2008/09 include:

- allocation of FSF resources to the Kilmarnock CARS/THI projects and the Cumnock CARS scheme as well as a number of smaller scale environmental improvement schemes. FSF funding is absolutely critical in listed building conservation projects as they require specific techniques to be adopted if the building is not to deteriorate further. Many repairs undertaken in the past were undertaken without specialist advice and unfortunately have led to more severe repair problems today;
- implementation of training seminars (in-house and externally) provided for 50 professional planning and building standard surveyors with specialist instruction in areas such as vernacular construction and traditional materials such as slate and craft skills;
- implementation of a dedicated Conservation Area Management Plan for the Outstanding Conservation Area; and
- allocation of £888,000 secured from Historic Scotland to implement the Cumnock CARS, a grant scheme for owners of properties in the Conservation Area to improve their properties using traditional materials and methods of construction.

(Primary link to FSF criteria: A clear focus on investment to address the causes of poverty, not its symptoms.)

Restoring Communities Programme: Involves preparing and establishing sustainable regeneration projects within priority areas, with the involvement of local communities. Achievements in 2008/09 include:

- preparation of the master plan for the Cumnock Town Centre Regeneration Project, which has been approved by East Ayrshire Council as Supplementary Planning Guidance;
- development of initial proposals for the regeneration of Galston town centre;
- completion of a feasibility study for the reuse of the former Co-op buildings in Galston town centre and a follow up study with the engagement of the local community nearing completion; and
- the allocation of FSF resources continues to lever in substantial levels of external funding from a wide range of sources. In 2008/09, a total of £1.3 million funding was secured for Restoring Communities Programme projects from East Ayrshire Council and external sources with a further £1.9 million secured from the Council and Historic Scotland for the Cumnock CARS.

(Primary links to FSF criteria: A clear focus on investment to address the causes of poverty, not its symptoms; and Empowering communities and individuals to influence and inform the decisions made by Community Planning Partnerships.)

East Ayrshire Woodlands: Provides certificated training opportunities for unemployed individuals who are having difficulty accessing the job market and undertakes much needed tree planting and environmental improvements. Achievements in 2008/09 include:

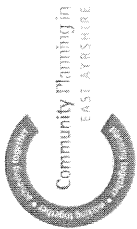
- participation of 13 schools in wildlife friendly planting initiatives; and
- £89,119 secured from the Forestry Commission Scotland's Breathing Places and Woodland in and around Towns Programme to restore and enhance the woodland trails in the Woodroad Park, Cumnock over the next 3 years.

(Primary link to FSF criteria: Focused action on improving employability as a key means of tackling poverty.)

Environmental Hit Squads: Provides a rapid response to environmental hazards such as graffiti, illegal dumping and litter, with the specific purpose of making the areas targeted more attractive and safer places to live. The service is provided by fully equipped mobile 'hit squads' and a dedicated mechanical street cleaning vehicle. Achievements in 2008/09 include:

- 2 rapid response teams operating in 2008/09;
- the removal of significant amounts of dumped materials, including household waste, commercial waste and white goods, and material recorded as 'fly tipping' such as tyres;
- over 594 tonnes of waste collected;
- 88 animal carcasses, 858 tyres and 294 white goods items collected;
- 9,921 fly tipping incidents recorded; and
- the strict targets in respect of removal of abusive and non abusive graffiti have been met and 104 incidences of graffiti removed within the target time, including 6 which were considered offensive, (the target time for removal of offensive graffiti is 24 hours and 3 days for all others); and
- FSF resources levered in £200,000 in 2008/09, which allows provision of the service for all communities across East Ayrshire.

(Primary link to FSF criteria: A clear focus on investment to address the causes of poverty, not its symptoms.)



EAST AYRSHERE COMMUNITY PLANNING PARTNERSHIP SINGLE OUTCOME AGREEMENT 2008-2011

ANNUAL PERFORMANCE REPORT 2008/09: OUTCOME SUMMARY

National Outcome 13: We take pride in a strong, fair and inclusive national identity.

Local Outcomes		Progress 2008/09
Economic, tourism, culture and leisure, housing and rural diversification opportunities promoted		✓
Access to opportunities outside the local area improved		X
		✓ • Rail • Bus

■ denotes Community Planning Partnership Strategic Priority (FSF) denotes linked outcome to the Fairer Scotland Fund

National Outcome 13: We take pride in a strong, fair and inclusive national identity.

PROGRESS IN IMPROVING THE DELIVERY OF THE NATIONAL OUTCOME

Community Planning Partners have in place a range of effective structures and operating arrangements to ensure effective progress against the planned local outcomes and related national outcomes contained within the Single Outcome Agreement. The key drivers for change are summarised below:

Tourism

- Community Planning Partners recognise the assets of the physical environment in East Ayrshire and are committed to developing new industries, such as tourism. East Ayrshire Tourism Strategy and Action Plan 'The Way Ahead 2009-2015' outlines that there is considerable potential to grow tourism revenues in East Ayrshire and demonstrates how the area will contribute to the national growth target set by the Scottish Government of 50% real terms growth in tourism revenues by 2015. The document provides a strategic framework for tourism and forms the basis for collaborative work by East Ayrshire Council, other public sector agencies and private sector tourism operators.
- East Ayrshire Council enters into an annual Service Level Agreement with VisitScotland for the provision of regional marketing activities and exposure through national marketing campaigns.
- East Ayrshire's Leisure and Cultural Strategy has been published and is being implemented into core activities.

Transport

- East Ayrshire Council and Strathclyde Partnership for Transport have collaborated, including working with other key transport stakeholders as appropriate, to work towards continuing improvement of public transport in East Ayrshire, including:
 - implementing SPT's 6 point step change for bus strategy to improve reliability and compliance; and
 - working with Transport Scotland to develop and roll-out Smartcard ticket technology.

PROGRESS AT MARCH 2009 ON LOCAL OUTCOMES

Local Outcome	Indicator/s (noting frequency/ type/source)	Baseline at 2006/07	Progress at March 2009 (indicators where available)	'Progress' target/s to 2010/11 (where available)	'End' target/s and timescale/s or direction of travel	Current status
Economic, tourism, culture and leisure, housing and rural diversification opportunities promoted	Growth in tourism revenue Annual / Ayrshire and Arran Scottish Tourism, Evaluation and Monitoring (STEAM) Report 2006	£55.75m (2006)	£60.57m 8.6% increase (2008 full year)	Increase by 5% by 2011 and 10% by 2015	Increase by 5% by 2011 and 10% by 2015	✓
Key: Improving progress ✓		Maintaining progress =		Improvement required X	Data unavailable O	

☐ denotes Community Planning Partnership Strategic Priority

Summary of progress and achievement in 2008/09:

Key performance highlights and success during 2008/09, which will increase opportunities by developing tourism, and culture and leisure are summarised below.

- Estimated tourism expenditure in East Ayrshire increased by 8.6% from the baseline position or 2.6% in real terms (linked to the Consumer Price Index [CPI]).
- Audience figures across Arts and Museum venues have increased in line with targets other than for the Palace Theatre, the Grand Hall and the Baird Institute which were closed for a period of time for refurbishment. Future museum attracted 120,558 unique visits, a 33% increase from 2007/08. VisitScotland star ratings were maintained or improved other than where venues were closed for refurbishment. The range of events supporting our venues has increased by 8% from 2007/08 against a target of 20%.
- During 2008/09, events activity in East Ayrshire has been extended to include a range of events to celebrate Scotland's Year of Homecoming, including the launch of 'Creative Burns' and two major exhibitions at Kilmarnock's Dick Institute.
- Work to increase the interaction of the community with culture and leisure programmes and collections was progressed over the year. The range of workshops and events increased by 12% from 2007/08 against a target of 10%. The Amplify Festival attracted audiences of 21,702 compared with 21,506 in 2007/08. Cultural activity in the 0-30% worst areas of multiple deprivation achieved 127 events and workshops against a target of 173.
- This year, success included the collaborative Ayrshire and Arran presence at Scotland's national travel trade show, 'VisitScotland Expo'. East Ayrshire Council led and implemented this collaborative project, which was jointly funded by the private sector and the three Ayrshire Local Authorities, to showcase the area on a national stage for the first time in a number of years.
- The vision outlined within the East Ayrshire Tourism Strategy is to position the area as an even more attractive destination where our industry works together to provide a unique, authentic and accessible tourism experience which focuses on exceeding visitor expectations and delivers tangible benefits to local communities. In seeking to grow tourism within East Ayrshire, considerable work and investment has been progressed to improve existing tourism infrastructure such as museums, and to create new and additional infrastructure such as path networks, providing additional access to culture, leisure and outdoor recreation, and improving the quality of people's lives and opportunities. Additionally, it is apparent that in growing tourism expenditure there are direct benefits for local communities as well as supporting employment in local businesses.

• It is important to note that while the progress against the local outcome is positive in relation to the baseline, the current economic climate has had a significant impact on the tourism industry. While it is difficult to estimate the impact that this will have on the overall tourism expenditure, it is reasonable to anticipate that, given the relative decrease in UK consumers' expendable income, the total tourism expenditure is unlikely to show any significant growth during 2009 and may well experience some decline. However at this time, it is considered that the existing progress targets remain realistic in terms of delivering sustained growth by 2015.

Local Outcome	Indicator/s (noting frequency/type/source)	Baseline at 2006/07	Progress at March 2009 (indicators where available)	'Progress' target/s to 2010/11 (where available)	'End' target/s and timescale/s or direction of travel	Current status
Access to opportunities outside the local area improved	Proportion of residents finding public transport as very or fairly convenient Every 2 years / Scottish Household Survey	91% (2005/06) East Ayrshire figure provided	82% (2007) Ayrshire figure provided Additional data provided by SPT as follows: 84.5% rail (2006) 75% bus (2006) Regional figures provided 75.4% rail (2006) 84% bus (2006) East Ayrshire figures (New baseline figure)	Improve by 2011	Improve by 2011	X
		84% rail (2005) 76% bus (2005) Regional figures provided				✓
						X
Key:	Improving progress ✓	Maintaining progress =	Improvement required X	Data unavailable O		

Summary of progress and achievement 2008/09:

Key performance highlights and success during 2008/09, which will contribute to opportunities in relation to access to and from the local area are summarised below.

- The baseline indicator figure provided by Strathclyde Partnership for Transport (SPT) at June 2008 was based on regional figures as localised data was unavailable at that time. The East Ayrshire figures recently provided reflect a higher level of satisfaction with bus transport than rail transport. The 84% customer satisfaction with convenience of buses suggests a relatively good level of bus services within East Ayrshire.
- The year on year improvements to bus infrastructure, information and services make a positive contribution to the quality of life of East Ayrshire's residents; in particular, the measures designed to assist people with mobility impairments and young mothers with buggies to access buses. Planned improvements to rail infrastructure and services will have a similar beneficial effect.
- Community Planning Partners in East Ayrshire, in particular East Ayrshire Council (EAC) and SPT, continue to work with other key stakeholders to progress further improvement of the transport system, which will improve accessibility to town centres and the road and rail links between East Ayrshire and beyond. Progress in relation to developing an improved, integrated and sustainable transport system include:
 - EAC signing up to a partnership arrangement with SPT, which has resulted in a bus warden scheme to improve the compliance and reliance of bus transport in East Ayrshire, developing improved Real Time Passenger Information and Quality Bus Corridors and exploring the potential to develop transport fleet efficiencies;
 - the installation of raised kerbs and bus shelters at Galston on the A71, Queen's Drive, Kilmarnock and Glasgow Road, Muirkirk;
 - the continuation of Demand Responsive Transport, including 'Dial a Bus' services M1 and M14 and 'Ring n Ride' Service 500;
 - the allocation of extended funding to Coalfield Community Transport to provide a new 'Cumnock Connector' service, which commenced in January 2009;
 - the ongoing work to provide a dynamic loop between Kilmarnock and Barhead as well as upgrading the track and signalling on the Kilmarnock to Dumfries Rail Line, which will improve rail services serving East Ayrshire;
 - the provision for improved infrastructure, including improved park and ride facilities at rail stations (EAC is progressing the improvement of Stewarton and Dunlop Park and Ride facilities with funding assistance from SPT);
 - a range of Partners and key stakeholders working to develop transport solutions in respect of the Prince's Foundation Trust's proposals regarding the development of Dumfries House as a visitor attraction;
 - the promotion of active travel through Sustainable Travel awareness events and additional funding to safeguard two community transport initiatives;
 - improvements and potential improvements to the routes leading to the national motorway network by promoting the inclusion of improvements to the A70, A71 and the A77, which will contribute to the overall efficiency of the road network; and
 - a parking survey and data collection progressed for town centres and visitor attractions to assess future parking needs.

National Outcome 14: We reduce the local and global environmental impact of our consumption and production.

Local Outcomes		Progress 2008/09
Amount of waste recycled and re-used increased	✓	Increase in recycling rates
	✓	Reduction the tonnage of biodegradable municipal waste land filled
Environmental effect of transport improved by developing a transport system that meets national, regional and local needs	✓	Air quality – Reduction in nitrogen dioxide (NO2) levels in John Finnie Street, Kilmarnock
	✓	Increase in the proportion of journeys to work made by public or active transport
	○	Council area's ecological footprint
	○	• Carbon Footprint
	○	• Ecological Footprint

■ denotes Community Planning Partnership Strategic Priority (FSF) denotes linked outcome to the Fairer Scotland Fund

National Outcome 14: We reduce the local and global environmental impact of our consumption and production.

PROGRESS IN IMPROVING THE DELIVERY OF THE NATIONAL OUTCOME

Community Planning Partners have in place a range of effective structures and operating arrangements to ensure effective progress against the planned local outcomes and related national outcomes contained within the Single Outcome Agreement. The key drivers for change are summarised below:

Recycling

- To comply with future waste minimisation and recycling obligations, additional service provision, as recommended within the Council's Governance and Scrutiny Committee report 'Review of the Waste Recycling Policy/Technical Evaluation of the Kerbside Recycling Scheme', is required. Consequently, the Cleansing Service is currently evaluating the composition of its collected municipal wastes. On completion of this audit, the Service will identify opportunities for improved service provision.
- In order to meet longer term obligations, culminating with 70% recycling by 2025, East Ayrshire Council is working in partnership with the other two Ayrshire authorities, through the Ayrshire Joint Strategic Waste Management Project Group (AJSWMPG), to identify and secure provision of a long term residual waste treatment facility in compliance with Best Value and Best Possible Environmental Option (BPEO) principles. External consultants, Entek UK, have been commissioned recently to progress this project and to assist in identifying the most appropriate technology in this regard. In addition, due to the increased level of corresponding workload it has been agreed that a Project Manager, jointly funded by the three authorities, will be appointed in due course.
- The Authority's Sustainable Development strategy is actively promoted to ensure all establishments are engaged in reduction of consumption and waste minimisation. There is emphasis on involvement of the wider community to increase awareness and lead to more effective outcomes.

Environmental effect of public transport

- The proportion of people who travel to work or education by public transport or active travel (walking or cycling) contribute to reducing the carbon dioxide (CO2) impact on the global environment.
- Practical progress has been made towards improving the attractiveness of public transport and active travel in East Ayrshire, which contributes to reducing the local and global impact of consumption and production, including:
 - the promotion of sustainable travel awareness and active travel;
 - a joint agreement to deliver Strathclyde Partnership for Transport's 6 point step change for bus strategy;
 - the implementation of bus infrastructure improvements;
 - the progression of work with Transport Scotland to develop and roll-out Smartcard ticket technology; and
 - the promotion of improved rail infrastructure and rail services with Transport Scotland and Network Rail.
- Nitrogen dioxide (NO2) levels in John Finnie Street, Kilmarnock have remained relatively constant and below the level at which East Ayrshire Council would require to declare an Air Quality Management Area (40 micrograms per cubic metre).

PROGRESS AT MARCH 2009 ON LOCAL OUTCOMES

Local Outcome	Indicator/s (noting frequency/type/source)	Baseline at 2006/07	Progress at March 2009 (indicators where available)	'Progress' target/s to 2010/11 (where available)	'End' target/s and timescale/s or direction of travel	Current status
Amount of waste recycled and re-used increased	Recycling rates Annual / East Ayrshire Council	36.6%	42.1%	Increase recycling rates to 43% by 2010; and 45% by 2011	Increase recycling rates to 50% by 2013; and 60% by 2020	✓
	Tonnage of biodegradable municipal waste land filled Annual / East Ayrshire Council	33,775 tonnes (2006) <small>Baseline revised by East Ayrshire Council to 29,920 tonnes in the updated SOA</small>	26,042 tonnes	Reduction to 29,177 (2.5%) tonnes by March 2010; and 25,935 (13%) tonnes by March 2011	Reduction to 19,451 (35%) tonnes by 2013; and 13,704 (54%) tonnes by 2020	✓
Key: Improving progress ✓		Maintaining progress =		Improvement required X	Data unavailable O	

☐ denotes Community Planning Partnership Strategic Priority

Summary of progress and achievement in 2008/09:

Key performance highlights and success during 2008/09, which will contribute to increased recycling are summarised below.

Recycling and landfill diversion

- Recycling rates have been improving and East Ayrshire is currently regarded as one of the leading authorities in Scotland. To date, East Ayrshire Council has complied with and exceeded all European and national landfill diversion and recycling targets.
- With the implementation of kerbside recycling and complementary schemes, and utilising clean and efficient technologies, landfill diversion and recycling within East Ayrshire has increased significantly over the last five years (from approximately 7% at March 2004 to 42.1% at March 2009).
- The Council has maintained provision of the kerbside recycling collection service to its domestic and commercial customers over the past year. In addition, 4 new Recycling Points were introduced in 2008/09, providing additional recycling facilities to local residents.
- The total tonnage diverted from landfill (recycled/composted) was 30,281 tonnes in 2008/09, a decrease from 30,818 in 2007/08. This is in line with the trend across Scotland.
- Where appropriate, all Council premises have use of paper and cardboard, glass and can recycling facilities (including schools).
- Through increased landfill diversion rates and continued improvements to the recycling rate, the Cleansing Service is proactively minimising its carbon footprint. In addition, it is anticipated that proposals to enhance the existing kerbside recycling service with separate food waste uplifts alongside plastics and food carton recycling will be taken forward at the end of the current financial year; such provision will initially be rolled out on a trial basis.
- It has been indicated that in East Ayrshire we are close to achieving the maximum recycling rate permitted by the current infrastructure (approximately 42%). The challenge will be, therefore, to secure additional investment and provide appropriate infrastructure to ensure that future obligations and targets can be successfully achieved.

- Results of the 2008 Residents' Survey demonstrated that respondents reported high levels of recycling, an indication of the success of the kerbside recycling initiative; 88% had recycled newspapers in the last month (87% in 2005), 87% had recycled cans (82% in 2005) and 86% had recycled bottles/glass (87% in 2005); and recycling of plastic bottles increased dramatically, from 31% in 2005 to 44% in 2008.

Eco-Schools

- At March 2009, a total of 70 educational establishments were involved in waste minimisation and sustainable development had registered with Eco-Schools Scotland, with 43 achieving bronze status and 27 receiving silver awards. In addition, 7 schools have been awarded 'green flag' status.
- Training has been provided to partner provider groups from the private and voluntary sectors and 8 have registered for Eco-School status.
- A pack of materials has been developed by East Ayrshire Council to support establishments in the nine key areas for action which are required to achieve Eco-School status.

Local Outcome	Indicator/s (noting frequency/type/source)	Baseline at 2006/07	Progress at March 2009 (indicators where available)	'Progress' target/s to 2010/11 (where available)	'End' target/s and timescale/s or direction of travel	Current status
Environmental effect of improved transport by a developing system that meets national, regional and local needs	Air quality (NO2 levels John Finnie Street, Kilmarnock) Annual / East Ayrshire Council	37 micrograms per cubic metre (December 2005)	Annual mean of three monitoring points for 2008 is 36 micrograms per cubic metre This indicator has been deleted from the updated SOA	Reduction to 32 micrograms per cubic metre by 2011	Reduction to 32 micrograms per cubic metre by 2011	✓
	Proportion of journeys to work made by public or active transport Every 2 years / Scottish Household Survey	29% journeys made by public or active transport (2003/04)	35% of adults travelling to work or education by public or active transport 75% of children travelling to school by public or active transport (2006)	Increase the number of journeys using public or active transport by 2011	Increase the number of journeys using public or active transport to 33% by 2015	✓
	Council area's ecological footprint This initiative is currently being developed by the Improvement Service, local authorities, the Scottish Government and other agencies as part of the Local Footprints project.	Carbon footprint: 11.03 Ecological footprint: 5.03 (REAP 2001)	Performance data is being collected by the Scottish Government and is not currently available This indicator has been deleted from the updated SOA	N/A	N/A	N/A

Key: Improving progress ✓ Maintaining progress =

Improvement required X Data unavailable ○

■ denotes Community Planning Partnership Strategic Priority

Summary of progress and achievement in 2008/09:

Key performance highlights and success during 2008/09, which will contribute to an improved environmental effect of transport are summarised below.

Air Quality

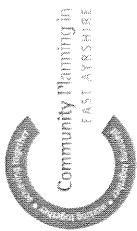
- Reduction by 1 microgram per cubic metre (from 37 micrograms per cubic metre in 2006/07 to 36 micrograms per cubic metre in 2008/09 in John Finnie Street, Kilmarnock) is not considered conclusive of downward trend in NO2 levels. It is anticipated that any changes to the traffic management system within Kilmarnock town centre, combined with initiatives to reduce the number of older vehicles with higher emissions, will enable more significant progress to be made towards the 2010/11 target (reduction to 32 micrograms per cubic metre).
- Grant funding has been secured from the Scottish Government to provide an automatic air quality monitoring station to be situated in Kilmarnock town centre. This will provide additional information on NO2 levels and particulates.

Journeys to work by Public or Active Transport

- The proportion of adults using public or active transport in East Ayrshire is the highest of the three Ayrshire authorities (East Ayrshire 35%; North Ayrshire 31%; and South Ayrshire 27%); and is positioned above the mid point of the regional range if Glasgow is excluded (between 20% and 41%).
- In respect of children travelling to school by public or active transport, East Ayrshire demonstrates the lowest proportion of the three Ayrshire authorities (East Ayrshire 75%; North Ayrshire 82%; and South Ayrshire 85%) and is positioned in mid-range of other authorities (between 68% and 85%).
- The following measures to improve public transport and promote active travel will contribute to increasing the proportion of public and active transport journeys and make a positive contribution to reducing the local and global impact on consumption and production:
 - EAC signing up to a partnership arrangement with SPT, which has resulted in a bus warden scheme to improve the compliance and reliance of bus transport in East Ayrshire, developing improved Real Time Passenger Information and Quality Bus Corridors, and exploring the potential to develop transport fleet efficiencies;
 - the installation of raised kerbs and bus shelters at Galston on the A71, Queen's Drive, Kilmarnock and Glasgow Road, Muirkirk;
 - the allocation of extended funding to Coalfield Community Transport to provide a new 'Cumnock Connector' service, which commenced in January 2009;
 - the ongoing work to provide a dynamic loop between Kilmarnock and Barrhead as well as upgrading the track and signalling on the Kilmarnock to Dumfries Rail Line, which will improve rail services serving East Ayrshire;
 - the development of improved park and ride facilities at rail stations (EAC is progressing the improvement of Stewarton and Dunlop Park and Ride facilities with funding assistance from SPT); and
 - the promotion of active travel through Sustainable Travel awareness events, the provision of cycle racks for staff at Crosshouse Hospital and additional funding to safeguard two community transport initiatives.

Council Area's Ecological Footprint

- Historic data has been published on the World Wildlife Fund website. Results from the research contract by the Scottish Government to provide a time series of a Scottish ecological footprint using UK data will be published in summer 2009. Subject to the development of appropriate Scottish data, revised figures will be published in 2010. Given the complexity in respect of the calculation of this indicator, there is frequently a substantial lag in providing estimates of the ecological footprint of the order of three or more years. It is anticipated that the next year for which data will be available is 2004.



EAST AYRSHIRE COMMUNITY PLANNING PARTNERSHIP SINGLE OUTCOME AGREEMENT 2008-2011

ANNUAL PERFORMANCE REPORT 2008/09: OUTCOME SUMMARY

National Outcome 15: Our public services are high quality, continually improving, efficient and responsive to local people's needs.

Local Outcomes		Progress 2008/09
Resources and services delivered maximised through shared premises	✓	Increase in the total number of co-location facilities established
	✓	Total number of co-location facilities for the community

■ denotes Community Planning Partnership Strategic Priority (FSF) denotes linked outcome to the Fairer Scotland Fund

National Outcome 15: Our public services are high quality, continually improving, efficient and responsive to local people's needs.

PROGRESS IN IMPROVING THE DELIVERY OF THE NATIONAL OUTCOME

Community Planning Partners have in place a range of effective structures and operating arrangements to ensure progress against the planned local outcomes and related national outcomes contained within the Single Outcome Agreement. The key drivers for change are summarised below:

- Public Sector Reform is being taken forward in East Ayrshire through the identification of changes which will transform service delivery and make a real difference to service users and communities. The work taken forward to date has been nationally acclaimed and is entirely consistent with the Scottish Government's drive for delivering transformational Shared Services across the Public Sector.
- Community Planning Partners in East Ayrshire are committed to improving the services provided to meet people's needs, while at the same time seeking to balance the cost considerations. Building on the sound and successful partnership working through Community Planning in East Ayrshire, the Partners have identified a range of strategic commitments, including the following which ensures the provision of better and more informed services for local communities:
 - shared services with shared management arrangements: working together to better plan develop and jointly deliver local services; and
 - shared premises: ensuring improved access to a range of public services through co-location.

PROGRESS AT MARCH 2009 ON LOCAL OUTCOMES

Local Outcome	Indicator/s (noting frequency/type/source)	Baseline at 2006/07	Progress at March 2009 (indicators where available)	'Progress' target/s to 2010/11 (where available)	'End' target/s and timescale/s or direction of travel	Current status
Resources and services delivered through maximised shared premises	Total number of co-location facilities established Annual / East Ayrshire Council	4 co-location facilities	5 co-location facilities completed and 1 on site	Increase the number of co-location facilities established by 2011	Increase the number of co-location facilities established by 2011	✓
	Total number of co-location facilities for the community Annual / East Ayrshire Council	Zero	Community facilities provided within North West Kilmarnock Area Centre and Stewarton Area Centre	Scoping study for co-location facility for the community progressed by 2011	Scoping study for co-location facility for the community progressed by 2011	✓

Key: Improving progress ✓ Maintaining progress = Improvement required X Data unavailable O

Summary of progress and achievement 2008/09:

Key performance highlights and success during 2008/09, which will contribute to maximising resources and services delivered through shared services, all based on the context of delivering for our communities, are summarised below.

- **Stewarton Area Centre** was opened on 15 September 2008, bringing the number of co-location facilities established in East Ayrshire to five in total. The new building provides residents with a range of services conveniently situated under one roof. The facility houses a custom built library providing a range of services, which includes free internet access, and local and family history research facilities. In addition, visitors have access to a local office where they can obtain information and advice about Council services and make payments such as council tax and rent. The facility also houses the Police Station and staff for both housing and social work, as well as two halls available for let by the community. (The other four co-location facilities established in East Ayrshire are Dalmeillington Area Centre; Drongan Resource Centre; Rankinston Health Clinic; and North West Kilmarnock Area Centre.)
- Audit Scotland commissioned CIPFA Property to produce a case study demonstrating collaborative working in the public sector and **Dalmellington Area Centre**, the first facility of its kind in Scotland which opened in September 2001, has been cited as 'a practical example of how community planning and partnership working can provide real and significant benefits to the community served' (June 2009). Work is being taken forward to develop two vacant industrial units within the Centre, which will provide a second dental surgery, additional GP Trainer consulting rooms, new decontamination facilities and an office base for our new partners within the facility, the Scottish Ambulance Service.
- Plans for **Crosshouse Resource Centre** are being progressed, which is a joint partnership development between East Ayrshire Council and NHS Ayrshire and Arran. The Centre will provide a GP Practice, Allied Health Professional Base as well as a Library and Local Office. The new facility which will provide integrated services for the community of Crosshouse is on site and due to open in summer 2010.
- **Park School Campus**, a state of the art special school, is being built and will provide accommodation for NHS Allied Health Professionals, namely an Occupational Therapist, Speech and Language Therapist and Physiotherapist. Completion of the school is anticipated in 2012.

- Other initiatives under consideration include Patna, New Cumnock and Shortlees.
- The 'Daniel Coffey Community Suite' in North West Kilmarnock Area Centre is available free of charge to all community groups throughout East Ayrshire. Some examples of the groups meeting at the Community Suite on a regular basis are the Breast Feeding Group; Fresh Air-shire (smoking cessation group); Alcoholics Anonymous; Asian Women's Group; Survivors of Bereavement by Suicide; Gaelic Youth Group; Elderly Forum; Bipolar Self-help Group; Elderly Anxiety Group; Chest, Heart and Stroke; HNC Students; and Knockinlaw Community Association and Environmental Group.
- The community halls within Stewarton Area Centre are available for let and, to date, regular lets include Pre 5 Nursery School; Senior Citizens Carpet Bowls; Keep Fit; Women's Rural Institute; and teenage discos. The main hall can also be used as a theatre and has a 160 seat retractable seating bank as well as fully accessible shower and changing facilities. In addition, a full programme of after school and summer activities for children of all ages is provided at the new facility.
- A number of areas of shared service were progressed, namely Minor Works Framework Contract, A70/A71 Roads Joint Working, Public Sector Property Group, Ayrshire Joint Planning Steering Group, Regional Safety Board, Food Safety Week, Review of Public Health legislation, National Assistance Act – funerals and Ayrshire Economic Strategy Group.
- Results of the 2008 Residents' Survey demonstrate that 86% of respondents stated that it was fairly or very easy to contact Community Planning Partners; and 75% stated that they were very or fairly satisfied with the services provided by the local office.

National Outcome 15: Our public services are high quality, continually improving, efficient and responsive to local people's needs.

PROGRESS IN IMPROVING THE DELIVERY OF THE NATIONAL OUTCOME

Community Planning Partners have in place a range of effective structures and operating arrangements to ensure effective progress against the planned local outcomes and related national outcomes contained within the Single Outcome Agreement. The key drivers for change are summarised below:

- Community Planning Partners report annually on their respective ranges of performance indicators. These performance management arrangements are embedded and integrated into normal business processes, including in-year monitoring arrangements for targeted attainment, linked to continuous improvement action plans. The Partners are committed to continuing to build on these arrangements.
- Looking to 2009/10, the Accounts Commission has introduced some radical changes to Council reporting arrangements. Most notably, following a consultation exercise with all 32 of Scotland's Councils, the Commission has reduced the number of Statutory Performance Indicators (SPIs) from the current level of 58 to 25. The Direction set out by the Commission challenges councils to fill the gap by establishing their own local performance framework – which can include existing performance information frameworks (such as the Community Care Outcomes Framework and CIPFA finance indicators), as well as qualitative assessments, other national standards and targets for service delivery, and local service priorities and objectives (including service cost information). In developing this new framework, the Single Outcome Agreement indicators will play a central role.
- The new approach to performance reporting which develops as a result of these changes should be more reflective of local circumstances, whilst allowing councils to demonstrate economy and efficiency in service delivery. Additionally, the Accounts Commission is concerned with ensuring that local authorities make greater use of cost information to demonstrate that they are achieving the appropriate balance between cost and quality in service delivery as part of their Best Value performance management and public performance reporting obligations. The Commission believes that service cost information is important to stakeholders and citizens, providing additional context for the assessment of performance.

PROGRESS AT MARCH 2009 ON LOCAL OUTCOMES

		NATIONAL CONTEXT (Baseline 06/07)						LOCAL CONTEXT			
East Ayrshire Council Statutory Performance Indicators	Strategic Objective	No. of Core Indicators	First (top) Quartile 1-8	Second Quartile 9-16	Third Quartile 17-24	Fourth Quartile 25-32	07/08 Improvement or Decline (%) by June 08	08/09 Improvement or Decline (%) by June 09	09/10 Improvement or Decline (%) by June 10		
Adult Social Work	Wealthier and Fairer	21	7	8	5	1	80% - 20% (improvement)	Not yet available			
			71%		29%						
Benefits Admin	Wealthier and Fairer	2	0	0	2	0	50-50% (improvement)	Not yet available			
			0%		100%						
Education and Children's Services	Smarter	8	3	1	2	2	50-50% (no change)	Not yet available			
			50%		50%						
Corporate Management	Wealthier and Fairer	12	4	3	3	2	33% - 67% (decline)	Not yet available			
			58%		42%						
Cultural and Community Services	Healthier Safer and Stronger	10	2	3	0	5	50% - 50% (no change)	Not yet available			
			50%		50%						
Development Services	Wealthier and Fairer Greener	2	0	0	1	1	50-50% (improvement)	Not yet available			
			0%		100%						
Housing	Wealthier and Fairer Greener	11	6	2	1	2	73% - 27% (no change)	Not yet available			
			73%		27%						
Protective Services	Healthier Greener	6	3	2	1	0	67% - 33% (decline)	Not yet available			
			83%		17%						
Roads and Lighting	Safer and Stronger Greener	4	0	2	2	0	50% - 50% (no change)	Not yet available			
			50%		50%						
Waste Management	Healthier Greener	6	1	3	2	0	50% - 50% (decline)	Not yet available			
			67%		33%						
Totals		82	26	24	19	13	59 - 41% (decline)	Not yet available			
			61%	39%							

Other Service	Strategic Objective	No of Indicators for which comparisons can be made	First Quartile (1-2)	Second Quartile (3-4)	Third Quartile (5-6)	Fourth Quartile (7-8)	Total
Strathclyde Police	Safer and Stronger	15	3	2	3	7	15
			33.3%			66.6%	
Strathclyde Fire and Rescue	Safer and Stronger	8	3	0	2	3	8
			37.5%			62.5%	

Points to Note:

- Scottish Councils are bound by a statutory requirement (as set out in the Local Government in Scotland Act 2003) to publish their SPIs by 30 September of each year. Following this, Audit Scotland publishes the 'Council Profiles' in November; this information allows 'league-table' benchmarking against other councils and other trend analyses to take place. As a consequence of this timetable, the 2008/09 'Improvement or Decline by June 2009' data (as referred to in the table above) is not available at this time.
- East Ayrshire Council's new performance framework will comprise the 25 national SPIs, 24 local SPIs and a revised suite of local performance indicators which is currently being developed. The framework will also include all Single Outcome Agreement indicators.
- The Council has made significant progress in streamlining its performance management arrangements by moving towards an electronic performance management system (Corvu) which is being implemented across the Council and which, it is intended, will be available to Community Planning Partners via a dedicated internet portal. The introduction of this system will result in a significant enhancement of the Council's approach to performance management, offering the opportunity to develop our use of targets, to implement more systematic use of benchmarking and other comparative analyses, and so ensure continuous improvement.


Statutory Performance Indicators – Final Results for 2008/09

	Number of Indicators by category				Percentage of Indicators by category				
	Improving	Same	Deteriorating	N/A*	Grand Total	Improving	Same	Deteriorating	N/A*
Adult Social Work	13	1	6	1	21	62%	5%	28%	5%
Benefits Administration	1	0	0	1	2	50%	0%	0%	50%
Corporate Management	6	0	3	3	12	50%	0%	25%	25%
Cultural and Community Services	8	0	2	0	10	80%	0%	20%	0%
Development Services	0	0	2	0	2	0%	0%	100%	0%
Education & Children's Services	6	2	0	0	8	75%	25%	0%	0%
Housing	3	1	5	2	11	27%	10%	45%	18%
Protective Services	3	1	2	0	6	50%	17%	33%	0%
Roads & Lighting	2	0	2	0	4	50%	0%	50%	0%
Waste Management	4	0	2	0	6	67%	0%	33%	0%
Grand Total	46	5	24	7	82	56%	6%	29%	9%

Based on the early analysis of 2008/09 statutory performance indicators, and without national and benchmarking data, 62% of the Council's indicators have shown improvement or consistent performance against last year; while approximately 29% of indicators have shown some deterioration.

Highlights include:

- The percentage of public buildings that are suitable and accessible to disabled people increased by 36%.
- The number of attendances in Council indoor facilities per 1,000 population increased by 15%.
- The percentage of children made subject to a supervision order that were seen by a supervising officer within 15 days increased from an already impressive 90.6% to 100%.



* N/A signifies changed, deleted or no service

National Outcome 15: Our public services are high quality, continually improving, efficient and responsive to local people's needs.

PROGRESS IN IMPROVING THE DELIVERY OF THE NATIONAL OUTCOME

Progress and achievement through Community Planning and related activity in 2008/09 has contributed to progressing the delivery of National Outcome 15 and is summarised below:

- NHS Ayrshire and Arran is held to account for its performance against a range of HEAT measures each year through an Annual Review meeting between NHS Ayrshire and Arran and the Scottish Government. Targets are set nationally and NHS Ayrshire and Arran sets local trajectories working towards achieving which are produced as part of the yearly NHS Local Delivery Plan.
- The HEAT indicators included are reflective of progress towards NHS Ayrshire and Arran's own targets and are not available at local level geographies.

PROGRESS AT MARCH 2009 ON LOCAL OUTCOMES

Local Outcome	Indicator/s (noting frequency/type/source)	Baseline at 2006/07	Progress at March 2009 (indicators where available)	'Progress' target/s to 2010/11 (where available)	'End' target/s and timescale/s or direction of travel
NHS Outcomes - Efficiency and Governance Improvements	Achieve a sickness absence rate of 4% HEAT Indicator E2.KPM1 / NHS Ayrshire and Arran	5.9% (October 2007)	4.72% (March 2009)	Reduction to 4% by March 2009 and sustained	Reduction to 4% by March 2009 and sustained
	Ensure that all employees covered by Agenda for Change have an agreed KSF Personal Development Plan HEAT Indicator E3.KPM1 / NHS Ayrshire and Arran	9% (April 2008)	97% (March 2009) Revised target achieved	100% and sustained by March 2009 NB end year target revised to 97%	100% and sustained by March 2009 NB: end year target revised to 97%

Local Outcome	Indicator/s (noting frequency/type/source)	Baseline at 2006/07	Progress at March 2009 (indicators where available)	'Progress' target/s to 2010/11 (where available)	'End' target/s and timescale/s or direction of travel
NHS Outcomes and Efficiency Governance Improvements	Deliver agreed improved efficiency for first outpatient attendance did not attend; non routine inpatient average length of stay, review to new outpatient attendance ratio and day case rate HEAT target E4.KPM1 Day Case rates / NHS Ayrshire and Arran	Baseline 75% (March 2009)	75% (March 2009)	Increase to 82% by March 2011	Increase to 82% by March 2011
	Non routine inpatient average length of stay	4.1 days (March 2007)	3.98 days (December 2008)	Reduction to 3.8 days by March 2011	Reduction to 3.8 days by March 2011
	Review to new outpatient attendance ratio	2.46 ratio	2.44 ratio (December 2008)	Reduction to 2.3 ratio by March 2011	Reduction to 2.3 ratio by March 2011
	First outpatient attendance did not attend; non routine	10.9%	10.61% (December 2008)	Reduction to 9.8% by March 2011	Reduction to 9.8% by March 2011
	2% cash efficiency target HEAT target E6.KPM1 / NHS Ayrshire and Arran	£2 million cumulative (June 2008)	£10.934 million	£35 million cumulative by March 2011	£35 million cumulative by March 2011
<p>Key: Improving progress ✓ Maintaining progress = Improvement required X Data unavailable O</p>					

Local Outcome	Indicator/s (noting frequency/ type/source)	Baseline at 2006/07	Progress at March 2009 (indicators where available)	'Progress' target/s to 2010/11 (where available)	'End' target/s and timescale/s or direction of travel
NHS Outcomes and Governance Improvements	Percentage of new GP outpatient referrals into consultant secondary care services that are triaged online for clinical priority and appropriate recipient service to 90% from December 2010 HEAT target E7.KPM1 / NHS Ayrshire and Arran	0%	14.02%	90% December 2010	90% December 2010
Key: Improving progress ✓ Maintaining progress = Improvement required X Data unavailable O					

Summary of progress and achievement 2008/09

- Good progress in working towards achieving the HEAT targets. Some targets remain challenging and will form part of discussions at NHS Ayrshire and Arran's Annual Review later in the year. NHS Ayrshire and Arran has made significant progress in reducing the staff sickness absence rate against the baseline position.
- The target for Knowledge and Skills Framework (KSF) Personal Development Plans was reviewed and revised to reflect that that 97% of KSF Personal Development Plans must be completed annually; this target was met.
- NHS Ayrshire and Arran is progressing well against the Efficiency Targets E4 for completion by March 2011 and is on target to meet its cash efficiency targets.
- Online triage is still in the development phase but progress is being made against this target.

Local Outcome	Indicator/s (noting frequency/type/source)	Baseline at 2006/07	Progress at March 2009 (indicators where available)	'Progress' target/s to 2010/11 (where available)	'End' target/s and timescale/s or direction of travel
Recognising patients' need for quicker and easier use of NHS services	The maximum wait from urgent referral to treatment for all cancers is two months HEAT target A2 KPM1 / NHS Ayrshire and Arran	89.1% (June 2007)	96.3% (December 2008) Target achieved	Increase to 95% by June 2008 and sustained	Increase to 95% by June 2008 and sustained ✓
	As a milestone in achieving 18 weeks referral to treatment, no patient will wait longer than 15 weeks from GP referral to a first outpatient appointment from 31 March 2009 HEAT target A4 KPM1 / NHS Ayrshire and Arran	737 (April 2008)	0 (from February 2009) Target achieved	Reduction to 0 by 31 March 2009	Reduction to 0 by 31 March 2009 ✓
	As a milestone in achieving 18 weeks referral to treatment, no patient will wait longer than 15 weeks for inpatient or day care treatment from 31 March 2009 HEAT target A5 KPM1 / NHS Ayrshire and Arran	354 (April 2008)	0 (from March 2009) Target achieved	Reduction to 0 by 31 March 2009	Reduction to 0 by 31 March 2009 ✓
	As a milestone in achieving 18 weeks referral to treatment, no patient will wait longer than 6 weeks for one of the 8 key diagnostic tests from 31 March 2009 HEAT target A6 KPM1 / NHS Ayrshire and Arran	164 (April 2008)	0 (from March 2009) Target achieved	Reduction to 0 by 31 March 2009	Reduction to 0 by 31 March 2009 ✓
Key: Improving progress ✓		Maintaining progress =		Improvement required X	Data unavailable O

Summary of progress and achievement 2008/09

- All targets in relation to recognising patients' need for quicker and easier use of NHS services as detailed above have been met or exceeded

Local Outcome	Indicator/s (noting frequency/ type/source)	Baseline at 2006/07	Progress at March 2009 (indicators where available)	'Progress' target/s to 2010/11 (where available)	'End' target/s and timescale/s or direction of travel
Ensure patients receive high quality services that meet their needs	By 2008/09, we will reduce the proportion of older people (aged 65+) who are admitted as an emergency inpatient 2 or more times in a single year by 20% compared to 2004/05 and reduce by 10% emergency inpatient bed days for people aged 65 and over by 2008	47.4 (March 2005)	56.8 (March 2008)	Reduction to 37.9 by March 2011	Reduction to 37.9 by March 2011
	HEAT target T1 KPM1/ NHS Ayrshire and Arran Multiple emergency admissions Reduction in emergency bed days	3,480.6 (March 2005)	3,081.92 (March 2008)	Reduction to 3,123.5 by March 2011	Reduction to 3,123.5 by March 2011
Key: Improving progress ✓ Maintaining progress =		Improvement required X		Data unavailable O	

Summary of progress and achievement 2008/09


- Although the NHS Ayrshire and Arran position against the target on multiple emergency admissions remains challenging (this is reflected across Scotland), good progress is being made in reducing the number of emergency bed days. This target has been exceeded although the rate of multiple emergency admissions has increased. Data for March 2009 is not yet available.


Concordat between the Scottish Government and Local Authorities

On 14 November 2007, a concordat between the Scottish Government and local authorities was signed setting out the terms of the relationship between the two. As part of their contribution to the relationship, the Scottish Government and local government agreed to work towards the delivery of a number of key government policies and programmes including:

Commitment	Current Status	Progress
1. Freezing council tax rates at 2007/08 levels.	On 12 February 2009, Council approved the freezing of council tax for 2009/10.	
2. Making an additional 1,000 police officers available in communities.	£94m has been transferred to Justice portfolio. A total of 600 additional officers have been recruited and trained or are attending the Police Training College, with an additional 200 officers planned in 2009/10 and 2010/11.	
3. Introduction of the Small Business Bonus Scheme.	<p>All potential qualifying small businesses have been issued an application form and accompanying explanatory leaflet prior to annual billing for financial year 2008.</p> <p>Further forms and leaflets were issued with the annual bills and an annual review has been carried out this year and will take place in future years.</p> <p>Information on the Scheme is printed on the Council website and the wall planner, which is issued with Non Domestic Rates and Council Tax bills and information is available through Local Offices.</p> <p>Potential qualifying businesses are also made aware of the Scheme during any other contact they have with the Rates Team and Planning and Economic Development promote the scheme during discussions with small businesses.</p>	
4. Improving the learning experience for children and young people by improving the fabric of schools and nurseries; developing and delivering A Curriculum for Excellence; and, as quickly as is possible, reducing class sizes in P1 to P3 to a maximum of 18 and improving early years provision with access to a teacher for every pre-school child.	<p>The Council will invest approximately £28.6 million in the next 5 years to improve the fabric of educational establishments. A report will be presented to Cabinet highlighting the financial and logistical implication of moving P1-P3 class sizes to a maximum of 18. The Executive Director has identified savings realised from falling school rolls to meet the cost of 15 additional FTE primary school teachers in order to reduce class sizes and support the Council's policy of improving attainment.</p>	

Key:  Achieved

 In Progress

 Awaiting Action

Commitment	Current Status	Progress
<p>5. Expanding pre-school provision and making substantial progress towards a 50% increase in pre-school entitlement for 3 and 4 year olds. The entitlement to pre-school provision will be maintained at the new level of 475 hours per annum (equivalent to 38 weeks at 12 hours) in 2008/09 and 2009/10. This will increase to 570 hours per annum (equivalent to 38 weeks at 15 hours) in August 2010.</p>	<p>Officers continue to assess the issues relating to this commitment. It is envisaged that a report will be submitted to Cabinet in the Autumn of 2009.</p>	
<p>6. Free school meals – Providing nutritious free school meals for all P1 to P3 pupils in the pilot areas until the end of the current academic year (i.e. up to June 2008). The remainder of 2008/09 will be taken up with evaluation of the trials. In 2009/10, provided the evaluation of the trials is positive, legislation will be introduced to allow extension of the nutritious free school meals to all pupils in P1 to P3. Assuming the legislation is passed, local authorities will provide free school meals to all P1 to P3 pupils from August 2010.</p>	<p>A review of the pilot has demonstrated the positive benefits delivered. Legislation will be enacted to allow the commitment to be implemented nationally. East Ayrshire Council is committed to delivering free school meals to all P1 to P3 pupils from August 2010 and will adjust budget priorities to meet this commitment.</p>	
<p>7. Subject to necessary legislation being passed, extending entitlement to free school meals to all primary and secondary pupils of families in receipt of maximum child tax credit and maximum working tax credit from August 2009.</p>	<p>Additional funding to meet the 2009/10 cost of this commitment was allocated to Education as part of the budget process.</p>	
<p>8. Vocational education/skills – working in partnership with colleges, local employers and others as appropriate to give more school pupils opportunities to experience vocational learning.</p>	<p>Through working in partnership with Kilmarnock and Ayr Colleges, the More Choices: More Chances group, the 16+ Learning Choices group and the Schools/College Liaison group the range of vocational courses available to our young people has been expanded. In session 2008/09 approximately 500 places were made available to pupils to undertake skills for work and vocational programmes. This represented 19% of the eligible cohort. In session 2009/10 approximately 600 places will be available to pupils to undertake skills for work and vocational programmes. This represents 23% of the eligible cohort and exceeds the Concordat target of 20% by 3%.</p>	


Key: Achieved

In Progress

Awaiting Action

Commitment	Current Status	Progress
9. Kinship care – providing an allowance for kinship carers of children and young people who would otherwise be accommodated in foster placement or residential placement.	The Cabinet on 3 June 2009 approved the proposals for the implementation of the new scheme to be put in place to support kinship carers from 1 April 2010.	
10. Improving care home quality through care home fees and the quality framework.	The impact of this commitment has been costed and based on the existing external residential placements budgetary provision. This would result in full year additional expenditure in the Community Care division of £0.160m. Additional funding to meet the cost of this commitment was allocated to the Social Work budget as part of the 2009/10 budget process.	
11. Free personal care – increasing current standard payment levels in line with inflation from April 2008 and allowance for subsequent years.	The impact of this commitment has been costed and based on 221 service users (as at 14 March 2008) who receive an element of free personal care, this will result in a full year additional cost to the Community Care division of £.0057m and this has been added to the Social Work budget.	
12. Carers' support – progress towards delivering 10,000 extra respite weeks per annum at home or in care homes.	Information received from COSLA on 6 October 2008 outlines that 6,000 extra respite weeks are to be achieved by 2009/10, increasing to 10,000 weeks by 2010/11. The impact of this commitment has been costed and based on the assumption that these extra weeks is the national target, it is assumed that East Ayrshire Council will be required to deliver 2.4% of this target figure i.e. 144 weeks in 2009/10 and 240 weeks in 2010/11. An average weekly cost (based on existing commissioned respite care provision) of £501.37 has been applied, resulting in a full year uplifted additional cost to the Community Care division of £0.076m by 2009/10, increasing to £0.133m by 2010/11. The information received from COSLA highlights a proposed distribution of additional funding to meet the cost of this commitment was allocated to the Social Work budget for 2009/10.	

Key:  Achieved

 In Progress

 Awaiting Action

EAST AYRSHIRE COMMUNITY PLANNING PARTNERSHIP SINGLE OUTCOME AGREEMENT 2008-2011

ANNUAL PERFORMANCE REPORT 2008/09 – SUMMARY OF PROGRESS: SEPTEMBER 2009

National Outcome	Number of relevant indicators (all elements)	Improving progress ✓	Maintaining progress =	Improvement required X	Data unavailable O
1. We live in a Scotland that is the most attractive place for doing business in Europe.	5	3	0	2	0
2. We realise our full economic potential with more and better employment opportunities for our people.	6	3	0	3	0
3. We are better educated, more skilled and more successful, renowned for our research and innovation.	24	13	2	8	1
4. Our young people are successful learners, confident individuals, effective contributors and responsible citizens.	31	25	3	1	2
5. Our children have the best start in life and are ready to succeed.	6	5	0	0	1
6. We live longer, healthier lives.	12	4	0	6	2
7. We have tackled the significant inequalities in Scottish society.	14	6	1	3	4
8. We have improved the life chances for children, young people and families at risk.	9	5	2	2	0
9. We live our lives safe from crime, disorder and danger.	6	5	1	0	0
10. We live in well-designed, sustainable places where we are able to access the amenities and services we need.	6	3	0	2	1
11. We have strong, resilient and supportive communities where people take responsibility for their own actions and how they affect others.	5	3	0	1	1
12. We value and enjoy our built and natural environment and protect it and enhance it for future generations.	4	3	0	1	0
13. We take pride in a strong, fair and inclusive national identity.	4	2	0	2	0
14. We reduce the local and global environmental impact of our consumption and production.	6	4	0	0	2
15. Our public services are high quality, continually improving, efficient and responsive to local people's needs.	2	2	0	0	0
TOTAL	140	86	9	31	14
Percentage Total	(100%)	(61.5%)	(6.4%)	(22.1%)	(10.0%)

**COMMUNITY PLANNING PARTNERSHIP SINGLE OUTCOME AGREEMENT –
GLOSSARY OF TERMS**

AMECA	Ayrshire Minority Ethnic Community Action Group
BMI	Body Mass Index
CARS	Conservation Area Regeneration Scheme
CCF	Coalfield Communities Federation
CCOF	National Community Care Outcomes Framework
CHP	Community Health Partnership
CO ₂	Carbon dioxide
CMT	Corporate Management Team
COPD	Chronic Obstructive Pulmonary Disease
CPP	Community Planning Partnership
CVO	Council of Voluntary Organisations
CoSLA	Convention of Scottish Local Authorities
CfE	Curriculum for Excellence
DDA	Disability Discrimination Act
DMQ	Deer Management Qualifications
DTI	Department of Trade and Industry
DtS	Determined to Succeed
ESOL	English for Speakers of other Languages
FE	Further Education
FSF	Fairer Scotland Fund
FTE	Full Time Equivalent
GIRFEC	Getting It Right For Every Child
GROS	General Register Office for Scotland
HE	Higher Education
HEAT targets	Health Efficiency Access and Treatment Targets
HMIE	Her Majesty's Inspectorate of Education
ISD	Information Services Division (NHS National Services Division)
JPIAF	Joint Performance Community Care Outcomes Framework
KSF	Knowledge and Skills Framework
LANTRA	Land Based National Training Organisation
LEAMS	Local Environmental Audit and Management System
MCMC	More Choices More Chances
MSP	Member of Scottish Parliament
NEC	National Entitlement Card
NHS	National Health Service
Nomis	Official labour market statistics provided by the Office for National Statistics
NO ₂	Nitrogen dioxide
NPTC	National Proficiency Tests Council
QIO	Quality Improvement Officer
SALSUS	Scottish Schools Adolescent Lifestyle and Substance Use Survey
SCRA	Scottish Children's Reporter Administration
SEED	Scottish Executive Education Department
SGED	Scottish Government Education Directorate
SIMD	Scottish Index of Multiple Deprivation
SLIMS	Consultancy services specialising in economic and labour market analysis and policy development

SOA	Single Outcome Agreement
SOLACE	Society of Local Authority Chief Executives
SPI	Statutory Performance Indicator
SPT	Strathclyde Partnership for Transport
SQA	Scottish Qualifications Authority
SSR 2007	Scottish Spending Review 2007
STEAM	Scottish Tourism, Evaluation and Monitoring Report
THI	Townscape Heritage Initiative
TOTS	Truth on Teenage Pregnancy
VOICE	Visioning Outcomes in Community Engagement

EAST AYRSHIRE COMMUNITY PLANNING PARTNERSHIP

SINGLE OUTCOME AGREEMENT 2008-2011

STRATEGIC PRIORITIES FROM AN AGENCY / PARTNERSHIP PERSPECTIVE

1. INTRODUCTION

- 1.1 At its meeting of 30 April 2009, the Community Planning Partnership (CPP) Board agreed to progress a piece of work to highlight the key strategic priorities/local outcomes for the Partnership during the implementation of East Ayrshire's Single Outcome Agreement (SOA); and that this work required to be progressed over the summer months and reported in the SOA Annual Performance Report in September 2009.
- 1.2 A range of key strategic priorities/local outcomes from individual organisational perspectives were identified by Partners and, subsequently, considered and refined at the Joint Officers (JOG)/Lead Officers' Group meeting of 14 July 2009 and endorsed by the CPP Board on 30 July 2009.

2. STRATEGIC PRIORITIES

- 2.1 The strategic priorities/local outcomes detailed below are consistent with the priority themes of the Community Plan and encompass the identified national and local outcomes in the SOA.
- 2.2 In addition, the identified strategic priorities are consistent with the priorities identified in 'Achieving our Potential', the Scottish Government's Framework to tackle poverty and income inequality in Scotland, the Early Years Framework and Equally Well, the report of the Ministerial Task Force on Health Inequality.
- 2.3 The ten high level, strategic priorities agreed by the CPP Board are as follows:
- Improving educational and skills attainment in schools.
 - Increasing the capacity of the local workforce and ensuring our young people are properly prepared for the world of work.
 - Promoting economic regeneration.
 - Regenerating our town centres.
 - Protecting and sustaining our environment.
 - Improving community safety in neighbourhoods and homes and protecting our most vulnerable residents.
 - Reducing crime and anti-social behaviour.
 - Reducing fatalities and casualties as a result of road traffic collisions.
 - Shifting the balance of care for older people and community care groups
 - Improving health and reducing health inequalities.

30 July 2009