

**EAST AYRSHIRE**

**COMMUNITY PLANNING PARTNERSHIP BOARD – 29 SEPTEMBER 2011**

**COMMUNITY PLANNING ACTION PLAN AND SINGLE OUTCOME AGREEMENT  
ANNUAL PERFORMANCE REPORT 2010/11**

**Report by the Chief Executive, East Ayrshire Council**

**1. PURPOSE OF REPORT**

- 1.1 To present to the Community Planning Partnership (CPP) Board for consideration and endorsement, the consolidated annual performance report for 2010/11 in respect of the Community Plan thematic Action Plans and East Ayrshire Community Planning Partnership Single Outcome Agreement (SOA).

**2. BACKGROUND**

- 2.1 The Board will be aware that since 2003, a Community Plan Annual Performance Report, detailing progress in respect of the Community Plan thematic Action Plans and the actions contained within the Joint Officers' Group (JOG) Workplan, has been presented to the CPP Board for consideration and endorsement in June/July each year.
- 2.2 Members will also recall that Community Planning Partners in East Ayrshire prepared a three-year SOA (1 April 2008-31 March 2011) from the outset, which was approved by the Council's Cabinet on 26 March 2008, and signed off by all Community Planning Partners and the Scottish Government on 2 July 2008.
- 2.3 Following endorsement by all Community Planning Partners, East Ayrshire's updated SOA was approved by the Scottish Government on 16 June 2009, with the overall Ministerial sign off completed on 23 July 2009.
- 2.4 As part of the overall commitment to reporting performance, an annual performance report is prepared on progress towards the achievement of outcomes within the SOA, the first of which was endorsed by the CPP Board on 30 September 2009 for subsequent submission to the Scottish Government.
- 2.5 In an effort to streamline annual reporting in respect of the Community Plan Action Plans and the SOA, and avoid duplication of activity, at its meeting on 18 March 2010, the CPP Board agreed that the timescales for reporting for the period 1 April 2009 to 31 March 2010 be aligned, with a consolidated Community Planning/SOA performance report to be submitted to the Council and the CPP Board in September 2010.
- 2.6 In respect of the 2010/11 position, an interim report was considered and endorsed by the CPP Board on 30 June 2011.
- 2.7 This report presents to the Board for consideration and endorsement, the 2010/11 consolidated annual performance report in respect of the Community Plan thematic Action Plans and East Ayrshire Community Planning Partnership Single Outcome Agreement.

### **3. SOA ANNUAL REPORTING ARRANGEMENTS 2010/11**

3.1 The 2010/11 SOA Annual Performance Report requires to be submitted to the Scottish Government by the end of September 2011.

#### **Components of the SOA Annual Review**

3.2 As reported last year to the Board, the national Concordat Oversight Group (COG) identified how reporting in respect of Single Outcome Agreements should be taken forward as follows:

- “The SOA Annual Report will be a factual statement covering progress against national and local outcomes. The report will be made in September each year, on the basis of data available from the previous financial year. The COG has issued a template which Councils and CPPs should use in presenting this information and one table should be used for each national outcome.”
- “The Annual Review is a qualitative assessment designed to provide the Council, the CPP and the Scottish Government with information about the effectiveness of the SOA approach.”

3.3 The following arrangements will ensure compliance with the above guidance from an East Ayrshire perspective.

#### **Community Planning/SOA Annual Performance Report 2010/11**

3.4 As previously reported, members will recall that an interim annual performance report summary for 2010/11 was approved by the CPP Board at its meeting on 29 June 2011.

3.5 Since that time, work has been taken forward to update the interim report, as appropriate, and prepare the consolidated 2010/11 Annual Performance Report to meet the requirements of the guidance in respect of reporting on Single Outcome Agreements provided by the Scottish Government. A total of 162 indicators are included in the Annual Performance Report 2010/11 and progress from an identified baseline position to March 2011 has been measured against a total of 140 indicators, which is summarised as follows:

- Improving progress (106 indicators – 75.7%)
- Maintaining progress (8 indicators – 5.7%)
- Improvement required (26 indicators – 18.6%).

3.6 Data are currently unavailable for 3 indicators, with updates anticipated in this regard prior to the end of September 2011; and 19 indicators are not reported, for example, where comparable data are not available and where data are no longer collected.

3.7 Where data have been identified as unavailable, an anticipated timescale in respect of an update on progress has been provided, which will inform the preparation of the finalised annual performance report by 30 September 2011.

3.8 Reporting template returns in respect of all health related outcomes were considered by the Community Health Partnership (CHP) Committee on 15 August 2011 and subsequently approved. Where data are not available, proxy

indicators have been provided by NHS Ayrshire and Arran's Policy, Planning and Performance Team, as appropriate.

3.9 The information requested from Council departments/Partner agencies to complete the reporting templates and meet the requirements of the SOA guidance includes:

- narrative on progress in improving the delivery of the National Outcome;
- progress at 31 March 2011 on local outcomes;
- progress at 31 March 2011 in respect of Community Plan actions and outputs;
- narrative on progress on local outcomes, including a description of the benefits and changes in outcome terms to the quality of people's lives, and a summary of the relevant Community Plan outputs; and
- narrative on progress in relation to the Fairer Scotland Fund Programme linked to relevant local outcomes.

3.10 The following table provides the agreed timescales for annual reporting in respect of the SOA to meet the requirements of the CPP Board and the Scottish Government.

<b>Action</b>	<b>Timescale</b>
Prepare and issue Community Planning/SOA Annual Reporting Templates 2010/11 to Departments/Partner Agencies	Beginning April 2011 <b>(Completed)</b>
Lead Officers from Departments/Partner Agencies to complete and submit Annual Reporting Template returns to inform interim annual performance report	7 May 2011 <b>(Completed)</b>
Interim Annual Performance Report presented to: <ul style="list-style-type: none"> <li>• Cabinet</li> <li>• CPP Board</li> </ul>	29 June 2011 30 June 2011 <b>(Completed)</b>
Lead Officers to submit residual annual reporting information to complete a full return	July–September 2011 <b>(Completed)</b>
CPPU to prepare consolidated Community Planning/SOA Annual Performance Report 2010/11	July–September 2011 <b>(Completed)</b>
Feedback from elected members at Elected Members' Seminar	24 August 2011 <b>(Completed)</b>
Feedback from the Community Health Partnership (CHP) Committee on health related outcomes	15 - 26 August 2011 <b>(Completed)</b>
Feedback from Joint Officers' Group (JOG) and Lead Officers	30 August 2011 <b>(Completed)</b>
Annual Report presented to Council, Partner Agency Boards and the CHP Committee	September 2011 <b>(In progress)</b>
Annual Report presented to CPP Board for final endorsement	29 September 2011
Annual Report to be submitted to the Scottish Government	30 September 2011

3.11 A full copy of the Community Planning/SOA Annual Performance Report 2010/11, including an updated summary report and a glossary of terms is attached for members' consideration.

#### **4. SOA IMPROVEMENT PLAN 2011/12**

4.1 As previously reported to the Board, actions were identified in respect of areas for improvement in the SOA Annual Performance Reports for 2008/09 and 2009/10 and remedial action taken forward to facilitate progress and achievement towards the local outcomes in our three year SOA by March 2011.

4.2 Proposals in respect of remedial action to address areas identified for improvement in the 2010/11 annual performance report, set against identified indicators, include the following which are provided for consideration by the CPP Board in the context of the three year SOA 2011-2014, which was implemented on 1 April 2011.

- **Increase in business start up rate:** Continue to increase the provision of a range of co-ordinated support for small and medium enterprises across East Ayrshire.
- **Increase in the percentage of economically active working age persons with qualifications:** Continue to maximise opportunities to increase the educational and vocational skills capacity of the local workforce through the Skills Development and Employability Service and links to local further and higher education establishments.
- **Reduction in claimant count unemployment:** Continue to maximise and co-ordinate available resources to ensure the ongoing development and implementation of employability opportunities for local people.

4.3 In addition, from a health perspective, draft actions in respect of areas identified for improvement regarding breastfeeding; respiratory disease and long term conditions; alcohol and drug related conditions; and mental health will be considered by the CHP and taken forward as appropriate, including the following:

- **Increase in the proportion of new born children exclusively breast fed at 6-8 weeks:** Continue to develop and roll out a model of peer support targeting communities with the lowest breastfeeding rates.
- **Reduction in the number of episodes of respiratory disease:** Further progress research and analysis in respect of long term conditions, the output from which will assist to focus future action in this regard.
- **Reduction in the number of alcohol related and attributable hospital patients; and reduction in the number of drug related hospital patients:** Progress a wide ranging consultation in respect of the draft East Ayrshire Alcohol and Drug Partnership Drug and Alcohol Strategy 2011-2015 across Council departments and the wider Community Planning Partnership, including a seminar for Elected Members prior to the end of 2011, and implement actions as appropriate.
- **Reduction in the rate of anti-depressant prescribing:** Continue to promote and support a range of interventions for individuals experiencing depression, including the exercise referral scheme provided by the Council's Leisure Services, and self help services/therapies.

## 5. OUTCOME BASED PLANNING AND PERFORMANCE MANAGEMENT

5.1 Members of the Board will be aware that the Scottish Government and local government share an ambition for outcome based planning and the delivery of public services in Scotland. In this regard, the Community Plan Four-yearly Review progressed in 2010/11 provided the Council and its Community Planning Partners with an opportunity to advance the development of the SOA and adopt an outcome focused approach to strategic planning. The jointly agreed Strategic Priorities and associated Local Outcomes have provided a framework against which outcome based strategic planning and performance reporting can be implemented.

5.2 As reported to the CPP Board on 30 June 2011, the 'Local Matters' overview and commentary, jointly published by the Scottish Government and COSLA in

March 2011, reflected that although CPPs are making good progress in implementing the local outcomes approach, the public sector and its wider partners across Scotland face inherent challenges in this regard, including delivering more effective performance management arrangements to demonstrate progress on local outcomes through SOAs.

- 5.3 In an effort to ensure further streamlining and a more rigorous outcomes focus in respect of future Community Planning and SOA performance management and reporting, it is proposed that work is taken forward to progress a fundamental review and appropriate revision of our arrangements in this regard, which, subject to approval, will be implemented from 2011/12 onwards. This will be designed to ensure a more effective approach to demonstrating the delivery of local outcomes to the CPP Board.

## **6. RECOMMENDATIONS**

6.1 The Community Planning Partnership Board is requested to:

- i) note that the SOA Annual Performance Report on progress made in 2010/11 requires to be submitted to the Scottish Government by 30 September 2011;
- ii) consider and endorse the consolidated Community Planning/SOA Annual Performance Report for 2010/11, subject to minor textual amendment;
- iii) consider and agree the remedial action to be taken forward to address areas identified for improvement to facilitate delivery of agreed local outcomes;
- iv) note and endorse the proposals to review existing Community Planning/SOA performance management and reporting arrangements to further ensure a more effective approach to demonstrating delivery of local outcomes; and
- v) otherwise, note the content of the report.

**Fiona Lees**  
**Chief Executive**  
**East Ayrshire Council**  
**20 September 2011**



# Community Planning in EAST AYRSHIRE

## Annual Performance Report 2010/11

*planning together*

*working together*

*achieving together*







## Introduction

Welcome to East Ayrshire Community Planning Partnership Annual Performance Report 2010/11.

This Summary Report highlights some of our achievements for 2010/11 through the activity in our Community Plan Action Plans 2009-11 and the associated Community Planning Partnership Single Outcome Agreement 2008-11.

The Report is set around the four key themes of the Community Plan, namely:

- Promoting Lifelong Learning
- Delivering Community Regeneration
- Improving Community Safety
- Improving Health and Wellbeing.

In addition, a comprehensive report has been prepared to allow us to meet our reporting requirements to the Scottish Government by 30 September 2011.

This Summary Report and the full East Ayrshire Community Planning Partnership Single Outcome Agreement Annual Performance Report 2010/11 will be available on the Community Planning website in October 2011 at [www.eastayrshirecommunityplan.org](http://www.eastayrshirecommunityplan.org).

**Councillor Douglas Reid**  
**Chair of East Ayrshire Community Planning Partnership**

# Promoting Lifelong Learning

Detailed below is a sample of the activity taken forward in 2010/11 in relation to learning opportunities in our establishments and community facilities.

## **Literacy and Numeracy**

Increasing attainment in literacy and numeracy skills for people of all ages is a priority, particularly in relation to their importance in building the skills of the existing workforce and improving the employability of those seeking work.

Consequently, a range of measures has been implemented in schools, for example:

- a Profile of Skills has been used as children move from nursery to P1 to assist in the early identification of children aged 3-5 years who require support with literacy skills;
- staff in all early years establishments have been trained in the use of the early assessment literacies tool;
- an Alternative to Spelling pack has been produced and is in use in primary schools; and
- the Closing the Gap Literacy Initiative focused on P7 – S1 has been implemented to support young people with improving their literacy levels during the transition to secondary school.

In addition, 908 adult literacy and numeracy learners participated in a range of community and workplace based programmes.

Attainment levels in S4 examination results in English and maths have improved to 94% and 92% respectively from results of 92% and 91% reported at the baseline position in 2006/07, indicating our interventions are making a difference.

## **Preparing Young People for Work**

A key priority for Community Planning Partners going forward is ensuring that our young people are properly prepared for the world of work. A range of activity has been taken forward in this regard, including:

- 937 pupils (20% of those in S3 to S6) attended college to participate in skills for work or vocational programmes;
- all pupils from S4 to S6 were offered enhanced work experience in partnership with Ayrshire Chamber of Commerce; and
- 16+ Learning Programmes were fully implemented across all secondary and special schools to ensure that all young people have the opportunity to continue in learning post 16.

In addition, a range of supports has been put in place to allow more flexibility in the curriculum for young people in the More Choices More Chances category; and mentoring, advocacy and support services have been provided for Looked After and

Accommodated young people to support their attainment in school and moving on to positive destinations

## **Creative Arts**

The Arts play a key role in raising educational achievement, and Curriculum for Excellence emphasises the development of the whole child and the provision of rich and varied experiences, including opportunities to develop creativity and participate in the Arts. Achievements in 2010/11 include:

- 7 partnerships established to allow children and young people to benefit from national expertise in music and the arts with, for example, Scottish Ballet, the Royal Scottish Academy of Music and Drama, and the Scottish Chamber Orchestra;
- 184 P1 to P4 pupils in Greenmill Primary School involved in the 'Whole Class Figurenotes String Project';
- 2,000 pupils from across the Authority involved in the 'Love Music Festival'; and
- a number of awards, including recognition by the National Music Council of Great Britain for the sixth consecutive year, with the award this year of the prestigious Major Trophy, recognising an outstanding commitment to music education provision.

## **Volunteering**

In a survey of 1,000 East Ayrshire residents in March 2011, 15% of respondents indicated that they had undertaken work or activities on a voluntary basis in 2010/11, an increase from 11% in 2008 when the last Residents' Survey was undertaken. Respondents aged 55-59 years are most likely to have undertaken voluntary work/activity, 23% having done so, compared to 8% of those aged 25-34 years.

175 Millennium Volunteer Awards were presented to young people, 37 for 200 hours of voluntary work, 59 for 100 hours and 79 for 50 hours.

## **Community Based Learning**

Information and Communication Technology (ICT) learning opportunities continue to be developed and are well used by the community. Activity in 2010/11 included:

- 2,085 adults participated in drop-in sessions at community facilities;
- 1,116 individuals enrolled in ICT learning courses; and
- 185 ECDL (European Computer Driving Licence) tests were taken in libraries.

328 adult learners participated in 38 family learning events, including healthy eating and cooking, and the 'Pram to Primary' programme.

# Delivering Community Regeneration

Detailed below is a sample of the activity taken forward in 2010/11 in relation to regenerating our communities.

## Business Support

As a consequence of the impact of the economic downturn on local businesses, there has been a focus on providing business support, including:

- 62 businesses supported to maximise their growth potential, exceeding the annual target of 40;
- 8 business development events supported against a target of 6; and
- 1,640 new and existing businesses received high quality business advice and support from the Business Gateway against an annual target of 1,310.

## Town Centre Regeneration

Town Centre Regeneration continues to be a key priority for Partners and progress can be demonstrated over 2010/11 in both Kilmarnock and Cumnock.

### Kilmarnock

- 'Make It Kilmarnock', a strategic public and private sector initiative, was established to support sustainable economic growth in Kilmarnock.
- An Integrated Urban Development Plan for Kilmarnock Town Centre has been drafted with the involvement of communities and stakeholders.
- The development at the Johnny Walker Bond in Strand Street has been completed and the building brought back into use as an office base for a wide range of staff from East Ayrshire Council.
- Planning and listed building consent has been granted for the redevelopment of the former Opera House site in John Finnie Street.
- The master plan and planning application have been lodged for the re-development of the Diageo Hill Street site.

### Cumnock

Significant progress has been made in implementing the Cumnock Town Centre masterplan with construction on the new office development commenced. There has also been visible progress with the Cumnock Conservation Area Regeneration Scheme with 3 projects completed and the largest, the Dumfries Arms Hotel, on site. Complementary environmental improvements to the front of the Town Hall and construction of a new car park beside it are nearing completion and will enhance the town centre for visitors and residents. In addition, the Knockroon development received planning permission in January 2011 and work on site began in the spring.

## Skills Development and Employability

Through the work of a range of partners, 3,332 individuals have been supported in 2010/11 of whom 1,370 were supported into employment. Of those supported, many were in priority groups: 651 economically inactive; 1,089 young people; and 707 from 0-15% most deprived datazones.

In addition, 113 young people were assisted through the Skillseekers programme to achieve a Level 2 Vocational Qualification, and 820 Modern Apprentices were supported in working towards a Level 3 Vocational Qualification.

## Homelessness

The overall number of homeless presentations has reduced again to 803 in 2010/11 from 827 in 2009/10 as a result of progressive approaches such as Housing Options. In addition, progress has been made in reducing the incidence of repeat homelessness through reviewing our lost contact arrangements and seeking to maintain contact with clients until suitable accommodation is found. Recognising that a high proportion of repeat homeless clients are prisoners serving short term sentences, we have reviewed arrangements for supporting them.

Repeat Homelessness within 1 Year		
March 2009	March 2010	March 2011
8.0%	8.7%	6.6%

## Roads and Transportation

There has been an increase to 45.3% in the percentage of the road network considered for maintenance treatment from the baseline of 43.5% in 2007/08. This reflects the deterioration caused by two severe winters. An additional £2 million allocated in 2010 and £1 million in 2011 will assist in improving the road condition.

Passenger numbers for Coalfield Community Transport (CCT) continue to grow, with the initiative achieving a 21% increase from 2009/10. In addition, CCT introduced a new service between Cumnock and Skares in May 2010.

Coalfield Community Transport		
2008/09	2009/10	2010/11
34,926 passengers	36,847 passengers	44,544 passengers

## Waste Management

The tonnage of waste entering landfill continues to reduce, with 24,174 tonnes in 2010/11 exceeding the annual target of 25,935 for March 2011.

Tonnage of biodegradable waste entering landfill		
2008/09	2009/10	2010/11
26,042 tonnes	25,602 tonnes	24,174 tonnes

# Improving Community Safety

Detailed below is a sample of the activity taken forward in 2010/11 in relation to improving community safety.

## **Violent Crime**

There has been a reduction in violent crime from 26 crimes of violence per 10,000 population at the baseline in 2006/07 to 21 per 10,000 population in 2010/11. Although it would appear that there has been no reduction from the 2009/10 figure of 21 per 10,000 population, the actual number of incidents reflects a reduction from 257 in 2009/10 to 249 in 2010/11. This can be attributed to the implementation of 200 action plans as part of the ongoing Campaign against Violence; and a significant increase in stop/searches carried out by Strathclyde Police with the intention of reducing violent crime. Of the overall total detailed below, there was an increase in stop/searches for offensive weapons from 7,119 in 2009/10 to 7,907 in 2010/11 of which positive searches increased from 114 in 2009/10 to 138 in 2010/11.

<b>Stop / Searches</b>		
2008/09	2009/10	2010/11
14,240	21,241	28,642

## **Anti Social Behaviour**

Strathclyde Police and East Ayrshire Council continue to be proactive in combating antisocial behaviour. Overall, incidents of anti-social behaviour have reduced from 13,574 in 2009/10 to 12,672 in 2010/11, with crimes of vandalism, for example, reducing from a baseline of 227 per 10,000 population in 2006/07 to 190 in 2009/10 and 158 in 2010/11 (per 10,000 population).

## **Diversionsary Activity**

Diversionsary activity for young people through initiatives such as New Sporting Futures continues to be highly effective, with attendances by young people at a range of sports-related activities, including Night Leagues, StreetSport Express and StreetSport Cages, increasing year on year. In 2010/11, the Schools of Rugby have been recognised as good practice by the Scottish Rugby Union, which will utilise the East Ayrshire model in a further 20 schools across Scotland.

<b>Diversionsary Activity</b>		
2008/09	2009/10	2010/11
19,684	21,327	22,583

## **Alcohol and Drugs**

Strathclyde Police carried out 9,849 stop/searches for drugs in 2010/11, an increase from 6,964 in 2009/10; of these, 591 were positive in 2010/11 compared with 310 in 2009/10. In respect of stop/searches for alcohol, East Ayrshire carried out the highest number in Strathclyde in 2010/11 at

9,713 of which 1,824 were positive, compared to 6,921 and 831 respectively in 2009/10. Positive stop/searches result in confiscation, the issue of fixed penalty notices or reports to the Procurator Fiscal.

The Schools Alcohol Education Co-ordinator, appointed by the multi-agency East Ayrshire Alcohol and Drug Partnership, produced an educational pack called SPICE (Substance Misuse Prevention in Community Education), which the Scottish Government has since made available to teachers across Scotland through GLOW, the national Intranet for schools.

'Neigh Bother' is an initiative through which young people work with horses to divert them from drinking alcohol and antisocial behaviour in general. Of 11 young people from Onthank involved in the initiative, 9 completed the 10-week course. The project was runner-up in the Community Wellbeing category of the 2010 Force Excellence Awards.

## **Road Safety**

Overall the figures for deaths and serious injuries from road traffic accidents show a downward trend, although there has been an increase in 2010. This can be attributed to the implementation of a wide range of initiatives, including:

- Kerbcraft delivered to 351 children in 12 schools;
- 'Reckless Driving Wrecks Lives' presentations delivered to S5/6 pupils in 7 secondary schools; and
- cycling programmes delivered during the summer to 421 pupils across 35 schools and in autumn to 112 pupils across 6 schools.

In addition, 312 individuals were reported for Road Traffic Offences – 163 for speeding and 149 for drink driving offences.

<b>Deaths / Serious Injuries in Road Traffic Accidents</b>			
	2008	2009	2010
Number of People	66	47	55

## **Fire Safety**

Strathclyde Fire and Rescue continues to focus Home Fire Safety Visits on people most at risk. In 2010/11, 381 visits were conducted. In addition, 4 Fire Safety Experiential Training sessions were delivered involving 31 members of the NHS Addiction Team in East Ayrshire.

Initiatives to educate young people on the dangers of deliberate fire raising and malicious calls to the Fire Service included: 7 'Fire Reach' programmes involving 70 young people; 4 young people completing the 'Young Fire Setters Programme' with 5 still engaged; 600 young people participating in the Grass Fire Initiative; and school programmes delivered to 2,985 young people.

# Improving Health and Wellbeing

Detailed below is a sample of the activity taken forward in 2010/11 in relation to improving the health and wellbeing of those living in our communities.

## Healthy Lifestyles for Children / Young People

A range of services has been delivered to encourage active lifestyles and good eating habits among children and young people, including:

- 13 child healthy weight Jumpstart programmes completed in 10 locations across East Ayrshire;
- 3,585 5 -12 year olds received healthy eating advice;
- 18 school based active recreation and healthy awareness events delivered;
- 8 MEND (Mind, Exercise, Nutrition...Do It!) programmes delivered to 21 young people;
- 6 health awareness sessions delivered within the Paediatric Unit at Crosshouse; and
- 102 children completed the healthy weight intervention programme.

Estimated % of Obese Children in P1		
2007/08	2008/09	2009/10
8.7%	7.7%	6.1%

## Support and Care for Older People

We continue to support older people to remain in their own homes for as long as it is safe and practical to do so through the provision of personal care services. We aim to maintain free personal care levels at 7%.

People aged 65+ receiving free personal care at home		
2008/09	2009/10	2010/11
6.95%	7.4%	7.1%

## Coronary Heart Disease

There has been a reduction in deaths from coronary heart disease in individuals under 75 years in the most deprived communities, as reflected in the most up to date figures of 118.9 per 100,000 in 2005-07, 120.6 per 100,000 population in 2006-08 and 110.1 per 100,000 population in 2007-09.

To address this issue, a wide range of targeted health improvement activity continues to be delivered through the Community Health Partnership, including in 2010/11 949 referrals received from health professionals to the CHIP (Community Health Improvement Partnership) Lifestyle Referral Programme; and 142 attendances at 5 'Cookwell' healthy eating programmes.

## Long Term Conditions

863 classes offering a range of exercise programmes suitable for patients with long term

conditions were delivered with an attendance of 13,498 against a target of 8,000.

## Community Health Improvement

Over the last year, a wide range of interventions and activities was provided within communities and workplaces, including 4,442 attendances at CHIP Van' community visits and events; workplace interventions attended by 693 individuals; new health walks established in Catrine, Drongan and Dunlop; and walking programmes with recorded attendances of 4,735.

## Physical Activity

The uptake of physical activity continues to increase year on year, with children from early years to teenage years participating in a wide range of innovative play, sport and active recreation activities. In 2010/11, all annual targets were exceeded. 49,744 attendances were recorded at sports programmes; there were 14,639 attendances at active recreation and health awareness sessions; 14,529 attendances were recorded across Leisure Development holiday programmes; and 13,055 attendances of children and young people recorded at active play events.

## Breastfeeding

Although we have not met our target for the proportion of new born children exclusively breast fed at 6-8 weeks, a range of activity has been put in place to improve breastfeeding rates, including a model of peer support targeting communities with the lowest breastfeeding rates. Support groups in Kilmarnock and Cumnock continue to be well attended. In addition, a pilot project has been implemented in North West Kilmarnock targeting young women.

New born children exclusively breastfed at 6-8 weeks		
2007	2008	2009
18.6%	18.1%	17.4%

## Financial Inclusion

Through a range of activity, additional benefits of over £7.5 million were generated for people across East Ayrshire, as follows:

- 954 older people were assisted by the Joint Team of which 529 benefited financially with additional benefits of approximately £1.8 million generated.
- 711 benefits checks were undertaken for new carers, generating £200,000 in additional benefit.
- £5,263,936 in additional benefits were generated through the work of the Citizens Advice Bureau.
- The Social Work Mental Health Team generated £283,688 for its service users.



For more information on Community Planning in East Ayrshire,  
log on to [www.eastayrshirecommunityplan.org](http://www.eastayrshirecommunityplan.org) or contact:

Community Planning and Partnership Unit  
East Ayrshire Council Headquarters, London Road, Kilmarnock KA3 7BU  
Tel: 01563 576000  
Email: [communityplanning@east-ayrshire.gov.uk](mailto:communityplanning@east-ayrshire.gov.uk)

At the time of production, our Core Community Planning Partners are:





**Community Planning in**  
EAST AYRSHIRE

# **EAST AYRSHIRE COMMUNITY PLANNING PARTNERSHIP**



## **COMMUNITY PLANNING/ SINGLE OUTCOME AGREEMENT 2008 – 2011**

### **Annual Performance Report 2010/11**



**Draft: 13 September 2011**

# CONTENTS

	<b>Page</b>
<b>1. Introduction</b>	<b>4</b>
<b>2. SOA Improvement Plan 2010/11</b>	<b>5</b>
<b>3. Partnership Working</b>	<b>6</b>
<b>4. Community Engagement</b>	<b>8</b>
<b>5. Governance and Scrutiny Arrangements</b>	<b>9</b>
<b>6. Outcomes: Progress and Achievement 2010/11</b>	<b>10</b>
<b>7. Community Planning Four Yearly Review</b>	<b>18</b>
<b>8. Fairer Scotland Fund</b>	<b>21</b>
<b>9. Ongoing Development of the SOA</b>	<b>23</b>
<b>10. Challenges</b>	<b>24</b>
<b>11. Conclusion</b>	<b>26</b>
<hr/>	
<b>SOA Annual Performance Report 2010/11: Outcome Templates</b>	
▪ National Outcome 1 – We live in a Scotland that is the most attractive place for doing business in Europe.	<b>29</b>
▪ National Outcome 2 – We realise our full economic potential with more and better employment opportunities for our people.	<b>38</b>
▪ National Outcome 3 – We are better educated, more skilled and more successful, renowned for our research and innovation.	<b>45</b>
▪ National Outcome 4 – Our young people are successful learners, confident individuals, effective contributors and responsible citizens.	<b>58</b>
▪ National Outcome 5 – Our children have the best start in life and are ready to succeed.	<b>76</b>
▪ National Outcome 6 – We live longer, healthier lives.	<b>86</b>
▪ National Outcome 7 – We have tackled the significant inequalities in Scottish society.	<b>102</b>

▪ National Outcome 8 – We have improved the life chances for children, young people and families at risk.	116
▪ National Outcome 9 – We live our lives safe from crime, disorder and danger.	129
▪ National Outcome 10 – We live in well-designed, sustainable places where we are able to access the amenities and services we need.	142
▪ National Outcome 11 – We have strong, resilient and supportive communities where people take responsibility for their own actions and how they affect others.	150
▪ National Outcome 12 – We value and enjoy our built and natural environment and protect it and enhance it for future generations.	158
▪ National Outcome 13 – We take pride in a strong, fair and inclusive national identity.	165
▪ National Outcome 14 – We reduce the local and global environmental impact of our consumption and production.	173
▪ National Outcome 15 – Our public services are high quality, continually improving, efficient and responsive to local people’s needs.	180
<b>Summary of Progress 2010/11</b>	<b>197</b>
<b>Concordat between the Scottish Government and Local Authorities</b>	<b>199</b>
<b>Glossary of Terms</b>	<b>204</b>

---

# 1. INTRODUCTION

## 1. COMMUNITY PLANNING IN EAST AYRSHIRE: 'ONE COUNCIL, ONE PLAN'

- 1.1 The Community Plan continues to be recognised by all Community Planning Partners as the sovereign planning document for the East Ayrshire area, providing the overarching strategic framework for the delivery of public services by all Partner agencies. The Plan covers 12 years from 2003 to 2015 and sets out the overall vision for the local area as follows:

***“East Ayrshire will be a place with strong, vibrant communities where everyone has a good quality of life and access to opportunities, choices and high quality services which are sustainable, accessible and meet people’s needs.”***

Recognising the principle of 'One Council, One Plan', the Council has adopted the Community Plan as its Corporate Plan.

- 1.2 The adoption of the Community Plan as the strategic planning mechanism signals the commitment of the Partners to partnership working through the Community Planning process and ensures:
- clarity of purpose and strategic direction;
  - a clear and common basis for partnership working;
  - a framework for achievement;
  - a basis for rationalising the strategic landscape; and
  - a focus for co-ordinated action.
- 1.3 Consequently, East Ayrshire Council and its Planning Partners took a collective view from the outset that a Community Planning Partnership Single Outcome Agreement (SOA) would be developed for the local area, covering the three-year period from 1 April 2008 to 31 March 2011.
- 1.4 The SOA builds on and strengthens the strategic priorities articulated in the Community Plan and is regarded as a robust management tool, which will ensure a more streamlined approach to external scrutiny and effective performance management and reporting. In addition, our SOA ensures that Community Planning Partners and the Scottish Government are working together to deliver better services, outcomes and quality of life for local people across the East Ayrshire area.
- 1.5 To streamline annual reporting in respect of the Community Plan Action Plans and the SOA, and avoid duplication of activity, the Community Planning Partnership (CPP) Board agreed in March 2010 that annual reporting would be aligned, with a consolidated Community Planning/SOA performance report submitted to the CPP Board in September 2010.
- 1.6 With regard to 2010/11, our consolidated Community Planning/SOA Annual Performance Report ensures a comprehensive report on achievement of outcomes back to the CPP Board, the Council, the Scottish Government and the wider community as part of our commitment to public performance reporting.
- 1.7 The Community Planning Four-yearly Review progressed in 2010/11 ensured the preparation of an updated Community Plan and revised set of Action Plans for the

period 2011-2015. The three-stage review process involved a review of the Community Plan, including the Vision, Aims, Aspirations, Strategic Priorities and themes; a review of the local and national policy direction, and Community Planning operating arrangements and structures; the preparation of an updated Community Planning Review Supplement 2010/11; the development of new thematic Action Plans; and a comprehensive Fairer Scotland Fund Review.

- 1.8 The Community Planning Partnership Single Outcome Agreement 2011-2014, developed as part of the Four-yearly Review 2010/11, underpins the Community Plan, provides a robust performance management framework and ensures effective links to the Scottish Government's national outcomes.
- 1.9 As part of the Review process, the opportunity was taken to examine how we could further align and streamline Community Planning performance management and reporting arrangements. Action in this regard will be taken forward in 2011/12, including work to ensure more rigorous outcomes focused approach to performance management and reporting.

## **2. SOA IMPROVEMENT PLAN 2010/11**

### **2. SOA ANNUAL REPORT 2008/09 AND 2009/10 - IMPROVEMENT PLAN**

- 2.1 The CPP Board at its meeting of 26 November 2009 considered and agreed the areas identified for improvement within the SOA Annual Performance Report 2008/09, which would require to be addressed and taken forward either solely by individual agencies or on a partnership basis. This consideration formed the basis of an SOA Improvement Plan for 2009/10.
- 2.2 As a result of a review carried out on the SOA Annual Performance Report 2009/10, the following bullet points highlight the core areas of improvement where remedial action is ongoing and has been taken forward in 2010/11.
- 2.3 In particular, to facilitate a move towards economic recovery, progress in respect of identified areas for improvement against relevant indicators is summarised as follows:
  - **Better employment opportunities for young people:** The percentage of school leavers in positive and sustained destinations has increased to 88.3% in 2009/10 from 85% at the baseline position and compares favourably with the Scottish average of 86.8%. Work continues to be progressed to ensure positive and sustained destinations for all young people in East Ayrshire.
  - **Reduce claimant count unemployment:** The economic downturn continues to present significant challenges for East Ayrshire, with an increase in claimant count unemployment from 5.5% at March 2009 to 6.1% at March 2010, with a slight reduction to 5.8% at March 2011, which is higher than the Scottish average. The recent activity in respect of the 'Make It Kilmarnock' programme continues to work to mitigate the effects of unemployment in East Ayrshire.
  - **Increase the proportion of residents of working age with qualifications:** The Skills Development and Employability Service continues to maximise opportunities to increase the educational and vocational skills capacity of the local workforce. A total of 582 individuals participated in education or training opportunities and 448 participants were supported to achieve recognised

qualifications in 2010/11, compared to 557 and 324 participants in 2009/10 respectively. In addition, 374 individuals progressed to employment in 2010/11, compared to 239 individuals in 2009/10.

- **Increase student retention rates:** Improvements have been identified in retention rates across many areas of activity in the local colleges.
- **Tackling poverty and disadvantage:** There was a reduction in the number of datazones in the 0-15% most deprived areas in East Ayrshire identified in the Scottish Index of Multiple Deprivation (SIMD), from 28 in SIMD 2006 to 27 in SIMD 2009.

- 2.4 Work continues to be taken forward by the Community Planning Partners to support progress in relation to the significant challenges arising from the economic downturn.
- 2.5 In addition, specific work has been taken forward by the Community Health Partnership to facilitate progress in respect of breastfeeding, respiratory disease, drugs and alcohol, and mental health issues.
- 2.6 In this regard, a range of activity has been progressed during the course of the year to facilitate the achievement of local outcomes, examples of which have been demonstrated throughout this report, and actions taken forward in the SOA Improvement Plan are routinely reported to the CPP Board.
- 2.7 Remedial action in respect of areas for improvement arising from the 2010/11 Annual Performance Report will be considered by the CPP Board at its meeting in September 2011.
- 2.8 From a health perspective, actions in respect of areas identified for improvement will be considered by the Community Health Partnership and taken forward as appropriate. In addition, activity being taken forward as part of the NHS Ayrshire and Arran Local Delivery Plan 2011-2012 will address emerging health related issues linked to our Community Plan and SOA, and facilitate progress towards the achievement of agreed outcomes.

### **3. PARTNERSHIP WORKING**

#### **3. ONGOING COMMITMENT TO PARTNERSHIP WORKING**

- 3.1 The overarching Community Plan continues to provide the foundation for effective partnership working in East Ayrshire and allows us to provide a range of quality services for local people. The work of the staff of all Partner agencies is directed at delivering, or supporting the delivery of, activity to address the priorities identified within the Community Plan and the associated Community Planning Partnership Single Outcome Agreement. Key actions to achieve Local Outcomes are detailed within the four Community Plan thematic Action Plans. In addition, the mainstream core activity of Partner organisations, detailed in their service plans/implementation plans, is linked to the overarching Community Plan.
- 3.2 Within the context of Community Planning, further opportunities are taken to integrate services through, for example, the Shared Services agenda and Children and Young People's Service Planning.

- 3.3 Work continues to be taken forward to strengthen relationships at local level between all relevant partners, including a range of partner agencies and the community and voluntary sectors.
- 3.4 In particular, activity was progressed in 2010/11 by the Council for Voluntary Organisations (CVO) East Ayrshire, the Volunteer Centre and the Local Social Economy Partnership (LSEP), supported by officers from Community Learning and Development, to develop an effective Third Sector Interface.
- 3.5 In this regard, it has been agreed that representatives of the Third Sector Interface will be represented on the CPP Board from June 2011 onwards, which will ensure the ongoing and active engagement of the Third Sector in Community Planning.

### **Enhanced Partnership Working: Shared Commitments**

- 3.6 The Community Planning Four-yearly Review was initiated in January 2010 with a Community Planning Chief Officers' event which set out the scope of the review and the agreed timeframe.
- 3.7 To provide Chief Officers with an opportunity to reflect on progress in respect of the Four-yearly Review and consider the shared commitments for 2011-2015, a development event was held on 9 December 2010.
- 3.8 Chief Officers considered the existing six Shared Commitments and agreed that they remain fit for purpose, with some commitments requiring an increased focus going forward into 2011-2015, as detailed below:

- **Shared services with shared management arrangements** - it was recognised that significant progress had been made in respect of shared services; however, an increased focus would be given to exploring shared management arrangements over 2011-2015, with a focused event subsequently scheduled for June 2011 with actions to be identified and taken forward.
- **Shared premises** - it was acknowledged that significant progress had been made on this agenda across East Ayrshire, which has ensured improved access to a range of public services – further opportunities for co-location will be considered as we move forward.
- **Rationalisation of plans and structures** - opportunities have been taken to rationalise and reduce the number of plans and strategies developed - ensuring that the Community Plan is the sovereign strategic planning document for East Ayrshire, encompassing local, regional and national priorities, will be a continued focus of our attention.
- **Joint consultation and engagement** - decision-making in the public sector in East Ayrshire has benefited greatly from the active engagement of communities and we can highlight tangible examples of comprehensive and meaningful engagement with local communities – we will continue to ensure that our systems and structures ensure an effective and co-ordinated approach to local consultation and engagement.
- **Joint training** - some progress has been made in providing joint training opportunities across Partner agencies and Partners have recognised this as an area where the Partnership should provide an increased focus over 2011-2015 to avoid duplication of activity and maximise resources - a project brief subsequently has been prepared to facilitate activity in 2011/12 in this regard.

- **Joint information sharing** - significant progress has been made in this regard with a range of information sharing protocols in place – we will ensure that information sharing at all levels continues to be robust.

3.9 In addition, Chief Officers considered the impact of the overall budget savings required by all Partners, and agreed to:

- further consider the impact of proposed staff cuts on the overall regeneration of East Ayrshire;
- maximise the opportunity for unemployed people to access work placements within the public sector;
- explore opportunities to maximise budgets from external sources;
- share updated conditions of service, where appropriate;
- consider the impact of proposed savings on all vulnerable groups, in particular people with a learning disability; and
- increase pre-budget planning on a partnership basis, to try to mitigate the impact of potential budget cuts.

3.10 The findings of the Accounts Commission in the East Ayrshire Council Best Value 2 Pathfinder Audit, published on 1 April 2010, highlighted that:

- “Partnership working is highly effective and is helping to deliver improved services”; and
- “Partnership working in East Ayrshire is well established and effective. The council and its partners work together to understand the challenges faced by the community and address these actively. This is evident in initiatives across all of the thematic priorities in the CPP”.

3.11 We are building on this solid foundation as we go forward, exploiting the potential afforded by partnership working to do ‘more for less’ and maximise our reducing resources in a time of financial constraint. As public sector organisations, we have little control over the financial situation but we can influence how much we spend; what services we provide and how; and how we use our resources, including our staff, to best effect – all with the aim of delivering high quality services in local communities, which will contribute to the achievement of our agreed local outcomes.

## 4. COMMUNITY ENGAGEMENT

### 4. SYSTEMATIC COMMUNITY ENGAGEMENT

4.1 We recognise that the involvement of local people in making decisions about their local area and East Ayrshire as a whole, and in shaping the development and delivery of the services which impact on their lives, is essential. Robust systems are in place to promote and support the involvement of local people in decision making at both the strategic and local levels, including the following:

- **Federations of Community Groups:** Comprising representation from communities across East Ayrshire, the Federations of Community Groups continue to ensure that the views of communities are represented in strategic planning and decision making. Each of the two Federations is represented on the CPP Board.

- **Local Community Planning Forums:** Continue to provide a mechanism for interactive community engagement and balanced participation from Elected Members, community representatives through the Federations of Community Groups and the Equalities Forum, the voluntary sector and Community Planning Partners.
- **Equalities Forum and Young People's Forum:** Ensure community engagement in the overall Community Planning/SOA process and appropriate representation from community/youth organisations across East Ayrshire.
- **Community Planning Residents' Survey:** The results of the joint East Ayrshire Community Planning Residents' Surveys in 2005 and 2008 have informed progress on local outcomes in our annual performance reports. In addition, a small scale survey of 1,000 residents was progressed in March 2011 to inform our 2010/11 annual report when the planned Residents' Survey was postponed, in the context of the financial climate, and subsequently approved for commissioning in 2011/12.
- **Residents' Panel:** Comprising approximately 1,000 individuals from a cross section of the wider general public, East Ayrshire Residents' Panel was established in 2005 to provide an increased understanding of residents' views, and increase community consultation in the planning and development of services. A new Panel will be recruited in 2011/12.

4.2 The application of the National Standards for Community Engagement across all community engagement activity ensures an effective approach and the findings of the Accounts Commission in the Best Value 2 Pathfinder Audit, published on 1 April 2010, highlighted that in East Ayrshire: **"The CPP has a track record of listening and responding to the things that matter to local people"**.

## **5. GOVERNANCE AND SCRUTINY ARRANGEMENTS**

### **5. GOVERNANCE AND SCRUTINY ARRANGEMENTS**

- 5.1 Effective corporate governance and scrutiny continue to be assured through the Council's Cabinet, and Governance and Scrutiny Committee, the Boards of individual Partner agencies and the CPP Board. Recommendations are reported to Partner agencies through their representatives on the CPP Board and supporting CPP structures. Representatives of the Federations of Community Groups participate in the CPP Board and are fully involved in decision making, with responsibility for cascading information to their members, and affiliated community and voluntary groups.
- 5.2 As grant recipient for funds allocated under the auspices of Community Planning, the Council continues to implement robust and proper monitoring arrangements to ensure and demonstrate that funds are spent appropriately. Elected members have a scrutiny role in respect of these funds. Funding allocated to initiatives led by Partners continues to be subject to the relevant agency's monitoring and scrutiny arrangements, with overall review and scrutiny undertaken by the CPP Board.
- 5.3 Management arrangements and systems which have been put in place will continue to ensure that the East Ayrshire CPP will monitor, measure and review progress in respect of Community Planning/SOA outcome achievement and meet the requirements and timescales for reporting progress to communities, the CPP Board and the Scottish Government.

- 5.4 The following table reflects the agreed process and timescales for reporting in respect of the consolidated Community Planning/SOA Annual Performance Report 2010/11 to meet the requirements of the CPP Board and the Scottish Government.

Action	Timescale
Prepare and issue Community Planning/SOA Annual Reporting Templates 2010/11 to Departments/Partner Agencies	Beginning April 2011 <b>(Completed)</b>
Lead Officers from Departments/Partner Agencies to complete and submit Annual Reporting Template returns to inform interim annual performance report	7 May 2011 <b>(Completed)</b>
Interim Annual Performance Report presented to: <ul style="list-style-type: none"> <li>• Cabinet</li> <li>• CPP Board</li> </ul>	29 June 2011 30 June 2011 <b>(Completed)</b>
Lead Officers to submit residual annual reporting information to complete a full return	July–September 2011 <b>(Completed)</b>
CPPU to prepare consolidated Community Planning/SOA Annual Performance Report 2010/11	July–September 2011 <b>(Completed)</b>
Feedback from elected members at Elected Members' Seminar	24 August 2011 <b>(Completed)</b>
Feedback from the Community Health Partnership (CHP) Committee on health related outcomes	15 - 26 August 2011 <b>(Completed)</b>
Feedback from Joint Officers' Group (JOG) and Lead Officers	30 August 2011 <b>(Completed)</b>
Annual Report presented to Council, Partner Agency Boards and the CHP Committee	September 2011 <b>(Completed)</b>
Annual Report presented to CPP Board for final endorsement	29 September 2011 <b>(Completed)</b>
Annual Report to be submitted to the Scottish Government	30 September 2011 <b>(Completed)</b>

- 5.5 As part of our ongoing responsibilities in respect of public performance reporting and duty of Best Value, our annual performance report on progress towards the agreed outcomes and commitments in respect of the SOA and Community Planning Action Plans allows us to report jointly on our achievements, which have been endorsed by the Council, Partner Agency Boards/Committees and the CPP Board.

## **6. OUTCOMES: PROGRESS AND ACHIEVEMENT 2010/11**

### **6. SUMMARY OF PROGRESS AND ACHIEVEMENT 2010/11**

- 6.1 A total of 162 indicators are included in the Annual Performance Report 2010/11. Progress from an identified baseline position to March 2011 has been measured against a total of 140 indicators and is summarised as follows:

- Improving progress (106 indicators – 75.7%)
- Maintaining progress (8 indicators – 5.7%)
- Improvement required (26 indicators – 18.6%)

Data are currently unavailable for 3 indicators and 19 indicators are not reported.

- 6.2 The detailed annual performance report in respect of our progress towards SOA outcome achievement is included in the templates under each of the National Outcomes.
- 6.3 In addition, our annual performance report includes information in respect of the twelve commitments contained in the Concordat.
- 6.4 Key highlights in respect of overall performance in 2010/11, which address the high level strategic priorities and outcomes identified by the Community Planning Partners in summer 2009, include the following:

**Community Planning Partnership – Strategic Priority: Improving educational and skills attainment in schools**

- 6.5 Increasing attainment in literacy and numeracy skills for people of all ages is a priority, particularly in relation to their importance in building the skills of the existing workforce and improving the employability of those seeking work. Consequently, a range of measures has been implemented in schools, for example:
- a Profile of Skills has been used as children move from nursery to P1 to assist in the early identification of children aged 3-5 years who require support with literacy skills;
  - staff in all early years establishments have been trained in the use of the early assessment literacies tool;
  - an Alternative to Spelling pack has been produced and is in use in primary schools; and
  - the Closing the Gap Literacy Initiative focused on P7–S1 has been implemented to support young people with improving their literacy levels during the transition to secondary school.
- 6.6 The percentage of pupils attending publicly funded schools attaining appropriate levels in reading, writing and maths as measured as part of the S4 examination results has increased from the 2006/07 baseline position.

<b>S4 Examination Results in English and Maths</b>				
<b>SCQF 3:</b>	<b>2006/07</b>	<b>2008/09</b>	<b>2009/10</b>	<b>2010/11</b>
English	92%	94%	93%	<b>94%</b>
Maths	91%	94%	90%	<b>92%</b>

- 6.7 Increasing school attendance and reducing exclusions is important in improving examination results and the future prospects of our young people. While pupils attendance has remained at 95% and 91% in primary and secondary schools respectively, there has been a year on year reduction in school exclusions since the baseline position in primary schools (from 16.0 per 1,000 pupils in 2006/07 to 10.7 per 1,000 pupils in 2010/11) and secondary schools (from 133.0 per 1,000 pupils in 2006/07 to 84.2 per 1,000 pupils in 2010/11). Our educational establishments continue to use a range of innovative strategies which are designed to tackle this issue.

## **Community Planning Partnership – Strategic Priority: Increasing the capacity of the local workforce and ensuring our young people are properly prepared for the world of work**

- 6.8 A key priority for Community Planning Partners going forward is ensuring that our young people are properly prepared for the world of work. A range of activity has been taken forward in this regard, including:
- 937 pupils (20% of those in the S3 to S6 cohort) attended college to participate in skills for work or vocational programmes and accessed 32 different courses;
  - all pupils from S4 to S6 were offered enhanced work experience in partnership with Ayrshire Chamber of Commerce;
  - 16+ Learning programmes were fully implemented across all secondary and special schools to ensure that all young people have the opportunity to continue in learning post 16; and
  - 2,346 young people aged 15-24 years from East Ayrshire participated in a broad range of higher education and further education learning programmes in Kilmarnock College; this is 64.4% of all East Ayrshire students who attended Kilmarnock College in session 2010/11.
- 6.9 In addition, a range of supports has been put in place to allow more flexibility in the curriculum for young people in the More Choices More Chances (MCMC) category; and mentoring, advocacy and support services have been provided for Looked After and Accommodated young people to support their attainment in school and moving on to positive destinations. Achievements in 2010/11 include:
- 150 S3 and S4 pupils participated in Prince's Trust 'XL' programmes and a further 45 in Prince's Trust Team projects – 80% of Team programme participants moved on to positive destinations;
  - 150 pupils across six secondary schools participated in the Careers Scotland 'Active 8' project;
  - 350 S3 and S5 pupils participated in a one week programme of leadership and personal development with Kilmarnock College Leadership Academy;
  - 600 young people attended schools link programmes at Ayr and Kilmarnock Colleges, achieving a range of awards from SCQF Level 3 to 7;
  - 100 looked after and accommodated young people targeted for support with their Scottish Qualifications Authority examinations;
  - 60 S5 and S6 pupils participated in volunteering programmes supported by the Volunteer Centre.
- 6.10 The Skills Development and Employability Service continues to facilitate a strategic and partnership approach to the provision of employability services, which maximise opportunities to increase the educational and vocational skills capacity of the local workforce, in particular, those within the 18-24 years age group. The employability programmes have continued to maximise funding opportunities available from Europe and Government, including the Future Jobs Fund. Through the work of a range of partners, 3,332 individuals have been supported in 2010/11, of which 1,370 were supported into employment. Of those supported, many were in priority groups: 651 economically inactive; 1,089 young people; and 707 from 0-15% most deprived datazones. In addition, 113 young people were assisted through the Skillseekers programme to achieve a Level 2 Vocational Qualification, and 820 Modern Apprentices were supported in working towards a Level 3 Vocational Qualification.

## **Community Planning Partnership – Strategic Priority: Promoting economic regeneration**

- 6.11 Community Planning Partners are committed to developing the economy as a whole, with a particular focus on business and industry as well as maximising the opportunities available to East Ayrshire in terms of its natural and built environment, its heritage and culture, and its location in relation to regional assets, such as areas of business growth and new jobs.
- 6.12 As a consequence of the impact of the economic downturn on local businesses, there has been a focus on providing business support, including:
- 62 businesses supported to maximise their growth potential, exceeding the annual target of 40;
  - 8 business development events supported against a target of 6; and
  - 1,640 new and existing businesses received high quality business advice and support from the Business Gateway against an annual target of 1,310.
- 6.13 In July 2009, our main town of Kilmarnock received a severe blow when Diageo announced plans to close its Hill Street plant with the loss of some 700 jobs by 2012. As a direct response, 'Make it Kilmarnock' a strategic public and private sector initiative, including Diageo as a key player, was established. The 'Make it Kilmarnock programme' is a key focus of the Delivering Community Regeneration Action Plan and local priorities in this regard have been identified collectively around four themes, namely town centre regeneration, business nurture, visitor attraction and education innovation. Operating within the strategic context of Community Planning will ensure the delivery of a co-ordinated range of projects, with the overall objective of supporting sustainable economic growth in Kilmarnock.
- 6.14 Claimant count data provides an indication of the relative nature of the labour market adjustment across local authority areas. Every Scottish region has experienced a rise in the number of people claiming unemployment benefit. In East Ayrshire, where pre-recession unemployment levels were above the Scottish average, claimant count unemployment has increased further from 5.5% at March 2009 to 6.1% at March 2010 to 5.8% at March 2011, compared to the Scottish average of 3.9%, 4.5% and 4.3% respectively. Unemployment is likely to continue to rise as businesses continue to feel the impact of the economic challenges they have been facing.
- 6.15 In this regard, East Ayrshire Employability Forum was established, as a formal sub-group of the Delivering Community Regeneration Action Plan Working Group, to ensure effective partnership working across key employability services and provide a strategic and co-ordinated response to delivering effective employability services to meet the needs of local people and the local labour market.
- 6.16 Tourism has a significant contribution to make to developing the East Ayrshire economy in terms of both revenue and jobs. The value of the tourism industry to the local economy has steadily grown year on year since the 2006 baseline of £55.75 million to £65.55 million at 2010, an increase of 17.6% or 5.1% in real terms. The most recent figures available reflect that the total number of visitors to East Ayrshire has increased by 6.8% from 858,800 in 2008 to 917,420 as reported in 2010; and the total number of employees in the tourism sector increased by 5.6% from 1,425 in 2008 to 1,505 as reported in 2010.

## **Community Planning Partnership – Strategic Priority: Regenerating our town centres**

- 6.17 Town Centre Regeneration continues to be a key priority for Community Planning Partners in East Ayrshire and progress can be demonstrated over 2010/11 in both Kilmarnock and Cumnock.

### **Kilmarnock**

- ‘Make It Kilmarnock’, a strategic public and private sector initiative, was established to support sustainable economic growth in Kilmarnock.
- An Integrated Urban Development Plan for Kilmarnock Town Centre has been drafted with the involvement of communities and stakeholders.
- The development at the Johnny Walker Bond in Strand Street has been completed and brought back into use as an office base for a wide range of staff from East Ayrshire Council.
- Planning and listed building consent has been granted for the redevelopment of the former Opera House site in John Finnie Street.
- The master plan and planning application have been lodged for the re-development of Diageo Hill Street site.

### **Cumnock**

- Significant progress has been made in implementing the Cumnock Town Centre masterplan with construction on the new office development commenced.
- There has also been visible progress within the Cumnock Conservation Area Regeneration Scheme with three projects completed and the largest, the Dumfries Arms Hotel, on site.
- Complementary environmental improvements to the front of the Town Hall and construction of a new car park beside it are nearing completion and will enhance the town centre for visitors and residents.
- The Knockroon development received planning permission in January 2011 and construction work on site commenced in the spring.

## **Community Planning Partnership – Strategic Priority: Protecting and sustaining our environment**

- 6.18 Recycling rates have continued to improve year on year and, in 2010/11, 43.9% of waste in East Ayrshire was recycled or composted, compared to 36.6% in 2006/07.
- 6.19 The tonnage of waste entering landfill continues to reduce, with 24,174 tonnes in 2010/11 exceeding the annual target of 25,935 for March 2011.

<b>Tonnage of biodegradable waste entering landfill</b>			
<b>2006/07</b>	<b>2008/09</b>	<b>2009/10</b>	<b>2010/11</b>
29,920 tonnes	26,042 tonnes	25,602 tonnes	<b>24,174 tonnes</b>

- 6.20 The Council has maintained provision of the kerbside recycling collection service to its domestic and commercial customers over the past year in line with the Zero Waste Plan. To further divert biodegradable waste from landfill, the Council introduced weekly kerb collection of food waste and mixed plastics to around 10,000 domestic properties, with plans to pilot this initiative in educational establishments anticipated to be taken forward in 2011/12.

- 6.21 Significant progress has been made in respect of the percentage of educational establishments involved in waste minimisation through the Eco-School Scotland Programme, with all of East Ayrshire’s schools registered at March 2011 and 26.3% achieving Green Flag status, which is the highest level of eco-school award.

**Community Planning Partnership – Strategic Priority: Improving community safety in neighbourhoods and homes and protecting our most vulnerable residents**

- 6.22 Child protection remains a key priority in the Improving Community Safety Action Plan, building on the role of the Getting it Right for Every Child (GIRFEC) multi-agency working group to facilitate effective communication across agencies and an ongoing timeous response to ensure our vulnerable children have the best protection available. In 2010/11, the GIRFEC multi agency meetings continued to deal primarily with police referrals, of which there were on average 82 referrals per month.
- 6.23 Women’s Aid continued to offer a range of supports to vulnerable women and children, receiving 2,179 contacts over the year, and a total of 55 women and 56 children and young people were admitted to a refuge. In an effort to assist staff in the public sector to recognise the early signs of domestic abuse and respond appropriately, a national learning pilot was implemented with Kilmarnock College and NHS Scotland. The project was the overall winner of Scotland’s Colleges Equality and Diversity Award in recognition of the way in which it “promoted diversity well beyond the requirements of the legislation”.
- 6.24 The overall number of homeless presentations has reduced again to 803 in 2010/11 from 827 in 2009/10 as a result of progressive approaches such as Housing Options. In addition, progress has been made in reducing the incidence of repeat homelessness through reviewing our lost contact arrangements and seeking to maintain contact with clients until suitable accommodation is found. Recognising that a high proportion of repeat homeless clients are prisoners serving short term sentences, we have reviewed arrangements for supporting them.

Repeat homelessness within one year			
2006/07	2008/09	2009/10	2010/11
11.6%	8.0%	8.7%	6.6%

**Community Planning Partnership – Strategic Priority: Reducing crime and anti-social behaviour**

- 6.25 There has been a reduction in violent crime from 26 crimes of violence per 10,000 population at the baseline in 2006/07 to 21 per 10,000 population in 2010/11. This can be attributed to the implementation of 200 action plans as part of the ongoing Campaign against Violence; and a significant increase in stop/searches carried out by Strathclyde Police with the intention of reducing violent crime. Of the overall total detailed below, there was an increase in stop/searches for offensive weapons from 7,119 in 2009/10 to 7,907 in 2010/11 of which positive searches increased from 114 in 2009/10 to 138 in 2010/11.

Stop / Searches		
2008/09	2009/10	2010/11
14,240	21,241	28,642

- 6.26 Strathclyde Police and East Ayrshire Council continue to be proactive in combating anti-social behaviour. Overall, incidents of anti-social behaviour have reduced from 13,574 in 2009/10 to 12,672 in 2010/11, with crimes of vandalism, for example, reducing from a baseline of 227 per 10,000 population in 2006/07 to 190 in 2009/10 and 158 in 2010/11 (per 10,000 population).
- 6.27 Diversionary activity for young people through initiatives such as New Sporting Futures continues to be highly effective, with attendances by young people at a range of sports-related activities, including Night Leagues, StreetSport Express and StreetSport Cages, increasing year on year from 19,684 attendances in 2008/09 to 21,327 attendances in 2009/10 and 22,583 attendances in 2010/11. In addition, the Schools of Rugby have been recognised as good practice by the Scottish Rugby Union, which will utilise the East Ayrshire model in a further 20 schools across Scotland.
- 6.28 Initiatives to educate young people on the dangers of deliberate fire raising and malicious calls to the Strathclyde Fire and Rescue included seven 'Fire Reach' programmes involving 70 young people; four young people completed the 'Young Fire Setters' programme and five individuals continue to be engaged; and 600 young people participated in the Grass Fire Initiative.
- 6.29 Strathclyde Police carried out 9,849 stop/searches for drugs in 2010/11, an increase from 6,964 in 2009/10; of these, 591 were positive in 2010/11 compared with 310 in 2009/10. In respect of stop/searches for alcohol, East Ayrshire carried out the highest number in Strathclyde in 2010/11 at 9,713 of which 1,824 were positive, compared to 6,921 and 831 respectively in 2009/10. Positive stop/searches result in confiscation, the issue of fixed penalty notices or reports to the Procurator Fiscal.
- 6.30 The Schools Alcohol Education Co-ordinator, appointed by the multi-agency East Ayrshire Alcohol and Drug Partnership, produced an educational resource, namely the SPICE (Substance Misuse Prevention in Community Education) pack, which the Scottish Government has since made available to local authorities and teachers across Scotland through GLOW, the national Intranet for schools.

**Community Planning Partnership – Strategic Priority: Reducing fatalities and casualties as a result of road traffic collisions**

- 6.31 Overall figures reflect a downward trend in deaths and serious injuries from road accidents from the baseline position of 140 to 55 in 2010; although there has been an increase from 47 the previous year. In addition, there have been no child fatalities as a result of road accidents in East Ayrshire since 1996. Progress can be attributed to the implementation of a wide range of initiatives, including:
- Kerbcraft delivered to 351 children in 12 schools;
  - 'Reckless Driving Wrecks Lives' presentations delivered to S5/6 pupils in seven secondary schools; and
  - cycling programmes delivered during the summer to 421 pupils across 35 schools and in autumn to 112 pupils across six schools.

In addition, 312 individuals were reported for Road Traffic Offences – 163 for speeding and 149 for drink driving offences.

## **Community Planning Partnership – Strategic Priority: Shifting the balance of care for older people and community care groups**

- 6.32 Through effective partnership working between Health partners and Social Work, we have achieved our target of zero patients waiting more than six weeks for discharge to an appropriate setting month on month. We aim to support older people to remain in their own homes for as long as it is safe and practical to do so through the provision of personal care services. The percentage of people over 65 years receiving free personal care at home increased from 6.2% in 2006/07 to 7.1% in 2010/11.
- 6.33 In terms of financial inclusion, through a range of activity, additional benefits of over £7.5 million were generated for people across East Ayrshire, as follows:
- 954 older people were assisted by the Joint Team of which 529 benefited financially with additional benefits of approximately £1.8 million generated.
  - 637 benefits checks were undertaken for new carers, generating £200,000 in additional benefit.
  - £5,263,936 in additional benefits were generated through the work of the Citizens Advice Bureau.
  - The Social Work Mental Health Team generated £283,688 for its service users.

## **Community Planning Partnership – Strategic Priority: Improving health and reducing health inequalities**

- 6.34 There has been a reduction in deaths from coronary heart disease in individuals under 75 years in the most deprived communities, as reflected in the most up to date figures of 118.9 per 100,000 in 2005-2007, 120.6 per 100,000 population in 2006-2008 and 110.1 per 100,000 population in 2007-2009. To address this issue, a wide range of targeted health improvement activity continues to be delivered through the Community Health Partnership, including, in 2010/11, 949 referrals received from health professionals to the CHIP (Community Health Improvement Partnership) Lifestyle Referral Programme; and 142 attendances at five 'Cookwell' healthy eating programmes.
- 6.35 With regard to long term conditions, 863 classes offering a range of exercise programmes suitable for patients were delivered with an attendance of 13,498 against a target of 8,000 in 2010/11.
- 6.36 We continue to make good progress in improving the active lifestyles and healthy eating habits of our children and young people through the delivery of a range of services in 2010/11, including:
- 13 child healthy weight Jumpstart programmes completed in 10 locations across East Ayrshire;
  - 3,585 children aged 5 -12 years received healthy eating advice;
  - 18 school based active recreation and healthy awareness events delivered;
  - 8 MEND (Mind, Exercise, Nutrition...Do It!) programmes delivered to 21 young people;
  - 6 health awareness sessions delivered within the Paediatric Unit at Crosshouse Hospital; and
  - 102 children completed the healthy weight intervention programme.

- 6.37 In terms of childhood obesity, the most recent statistics for East Ayrshire reflect an estimated percentage of obese children in Primary One decreasing from 8.7% at the 2007/08 baseline position to 7.7% in 2008/09 to 6.1% in 2009/10.
- 6.38 The uptake of physical activity continues to increase year on year, with children from early years to teenage years participating in a wide range of innovative play, sport and active recreation activities. In 2010/11, all annual targets were exceeded: 49,744 attendances were recorded at sports programmes; there were 14,639 attendances at active recreation and health awareness sessions; 14,529 attendances were recorded across Leisure Development holiday programmes; and 13,055 attendances of children and young people recorded at active play events.
- 6.39 The Alcohol and Drug Partnership continues to make progress in terms of providing community focused services, which promote awareness of safer alcohol levels, the risks associated with drugs misuse and information services across all population groups.

### **Equalities Agenda**

- 6.40 The Community Plan Guiding Principles, reviewed and amended as part of the Four-yearly Review 2010/11, underpin all our activity and include an explicit commitment by the Partners to promote equality of opportunity, social justice and social inclusion. We continue to pursue an 'equalities' agenda which ensures that the needs of all residents are taken into account irrespective of disability, gender, ethnic origin, sexual orientation, age, religion or economic circumstances.
- 6.41 Partners recognise that there are substantial differences between communities, groups and individuals and the opportunities they enjoy in respect of health, employment, education, learning, safety and quality of their local environment. We remain committed to promoting equality duties within our partnership working and improving the position of everyone who is currently disadvantaged or excluded from opportunities. Target groups include older people, carers, ethnic minorities, people with a disability and women, particularly with regard to domestic abuse.
- 6.42 All new policies, strategies and procedures are subject to Equality and Diversity Impact Assessment. In this regard, the four new Community Action Plans for 2011-2015 were the subject of a positive Equality Impact Assessment by our Partners as part of the Community Plan Four-yearly Review process.

## **7. COMMUNITY PLANNING FOUR YEARLY REVIEW**

### **7. COMMUNITY PLANNING FOUR YEARLY REVIEW**

- 7.1 Community Planning Partners have given a commitment to carrying out a review of the Community Plan and related thematic Action Plans on a four-yearly basis.
- 7.2 Over 2010/11, wide ranging consultation and engagement with Partner Agencies, Elected Members, the voluntary and business sectors and the wider community, including young people and voluntary and ethnic minority groups, undertaken during the comprehensive Community Plan Four-yearly Review informed the preparation of an updated Community Plan and revised set of Action Plans for full implementation by 1 April 2011. The Community Planning Partnership Single Outcome Agreement 2011-2014, developed as part of the Four-yearly Review,

underpins the Community Plan and provides a robust performance management framework, ensuring effective links to the Scottish Government's national outcomes.

7.3 In addition, a desktop review of the local and national policy direction was progressed to ensure that the review and revision of the Community Plan and the associated Action Plans were informed by key local and national priorities/strategies.

7.4 This has allowed the CPP to re-align local priorities, timed to coincide with the end of the 2008-2011 SOA implementation. In addition, the conclusion at March 2011 of the 2010/11 Four-yearly Review of the Community Plan coincided with the end of the Scottish Spending Review 2007. This timing provided a further opportunity to review local and national priorities and statutory plans to ensure alignment against national strategic aims and objectives in place at this time.

7.5 In addition, to ensure structures continue to be 'fit for purpose', it was agreed that a review of operating arrangements and structures for Community Planning should also take place.

7.6 The findings of the consultation and engagement process have confirmed that the overarching Vision of the Community Plan remained relevant and 'fit for purpose' as we move into the period 2011-2015.

7.7 The Community Plan Guiding Principles have been amended as follows to reflect the context within which the Council and its Partners currently operate:

- Promoting equality of opportunity, social justice and social inclusion
- Ensuring effective community engagement in the planning and development of local services
- Ensuring quality and accessibility
- Building sustainability into what we do
- Delivering continuous improvement and best value while improving efficiency and productivity
- Promoting early intervention in the delivery of services.

7.8 Early in 2010, we worked with our communities, our partners and other key stakeholders to identify local priorities for the four year period from 2011-2015. Everyone agreed that the key themes listed below should continue to be the focus of effort by Community Planning Partners and, under each of these themes, identified Strategic Priorities and key Local Outcomes, which are detailed as follows:

### Promoting Lifelong Learning

<b>Strategic Priorities</b>	<ul style="list-style-type: none"> <li>• Improving educational/skills attainment and achievement, and ensuring our young people are properly prepared for the world of work</li> <li>• Increasing the capacity of the local workforce</li> </ul>
<b>Local Outcomes</b>	<ul style="list-style-type: none"> <li>• Literacy and numeracy skills for children, young people and adults improved</li> <li>• Positive and sustained destinations for learners improved</li> <li>• Community capacity, spirit and cohesion developed</li> </ul>

## Delivering Community Regeneration

<b>Strategic Priorities</b>	<ul style="list-style-type: none"> <li>Increasing the capacity of the local workforce and ensuring our young people are properly prepared for the world of work</li> <li>Promoting economic and community regeneration, and protecting and sustaining our environment</li> </ul>
<b>Local Outcomes</b>	<ul style="list-style-type: none"> <li>Our town centres and villages sustainably regenerated</li> <li>Local economy improved</li> <li>Skills development and employability improved</li> <li>Leisure, culture and tourism potential promoted and developed</li> <li>Connectivity and local transport solutions improved</li> <li>Sustainable and affordable housing solutions delivered</li> <li>The natural environment protected, conserved and enhanced, and the negative effects of climate change mitigated</li> </ul>

## Improving Community Safety

<b>Strategic Priorities</b>	<ul style="list-style-type: none"> <li>Improving community safety in neighbourhoods and homes, and protecting our most vulnerable individuals and families</li> </ul>
<b>Local Outcomes</b>	<ul style="list-style-type: none"> <li>Crime and anti-social behaviour tackled, and the fear of crime and anti-social behaviour reduced</li> <li>Preventative and diversionary activity delivered</li> <li>Community safety in neighbourhoods and homes improved</li> <li>Protection of children and the safety of vulnerable adults, individuals and families promoted</li> </ul>

## Improving Health and Wellbeing

<b>Strategic Priorities</b>	<ul style="list-style-type: none"> <li>Improving physical and mental health, wellbeing and care, and reducing health inequalities</li> </ul>
<b>Local Outcomes</b>	<ul style="list-style-type: none"> <li>Active, healthy lifestyles and positive behaviour change promoted</li> <li>Alcohol and drug related harm reduced</li> <li>Impact of multiple deprivation and poverty on the health and wellbeing of the most vulnerable individuals and communities addressed</li> <li>Older people, vulnerable adults and their carers supported, included and empowered to live the healthiest life possible</li> <li>Children and young people, including those in early years and their carers, assisted to be active, healthy, nurtured and included</li> </ul>

7.9 The Review process brought significant change to the Community Plan Action Plans, which were developed to explicitly demonstrate delivery against the agreed Strategic Priorities and Local Outcomes, comprising detailed work by Lead Officers, Action Plan Working Groups and key stakeholders, including relevant senior staff, to identify key workstreams/activity and actions, which will achieve the Local Outcomes. This work was directly linked to the development of our updated SOA for implementation from 1 April 2011.

7.10 The development of the SOA for 2011-2014 builds on the results of the wide ranging consultation and engagement with Communities, Partners and other key stakeholders carried out as part of the 2010/11 Four-yearly Review process. The results have reconfirmed the relevance of priorities set for East Ayrshire. The SOA continues to provide Community Planning Partners in East Ayrshire with opportunities to:

- further maximise benefits from partnership working;
- deliver continuous improvement based on clear and shared objectives;
- demonstrate better ways of measuring and reporting on our performance; and
- reflect progress and impact across communities.

- 7.11 The Community Plan Review Supplement 2010/11 and thematic Action Plans (2011-15), and the updated Single Outcome Agreement (2011-14) were formally endorsed by all Community Planning Partners at the end of March 2011 for implementation from 1 April 2011 onwards as planned.
- 7.12 The Community Plan Action Plans, which have been developed to explicitly demonstrate delivery against the agreed Strategic Priorities and Local Outcomes, link directly to the development of our three year SOA 2011-2104.
- 7.13 However, the current financial climate and the one-year budget settlement make robust forward planning difficult. Consequently, although the Action Plans have projected outputs for the four year period from 2011-2015, the Plans will be flexible and dynamic documents which will evolve and grow, reflecting the reality of our local circumstances as we go forward.

## **8. FAIRER SCOTLAND FUND**

### **8. FAIRER SCOTLAND FUND PROGRAMME REVIEW**

- 8.1 With the removal of ring fencing from 2010/11 onwards, the Fairer Scotland Fund (FSF), which was implemented in April 2008, was subsumed within the Council's Revenue Support Grant. In this regard, the 2010/11 FSF review process was included as part of the Community Planning Four-yearly Review and as a review strand of the Council's planned Strategic Review of the Revenue Budget 2 (SRRB2). The review process was progressed over 2010/11 to ensure that key services/projects had an agreed financial position moving into 2011/12 and beyond.
- 8.2 Community Planning Partners in East Ayrshire have an ongoing commitment to tackling poverty and the significant inequalities which cut across our local communities. The three joint Scottish Government/COSLA social policy frameworks, ('Achieving our Potential', the national framework to tackle poverty and income inequality in Scotland; the Early Years Framework; and Equally Well, the report of the Ministerial Task Force on Health Inequality), and 'Getting it right for every child' (GIRFEC), which provides the delivery framework for all services and agencies working with children and families, alongside 'Equal Communities in a Fairer Scotland', provide the strategic framework for tackling the long standing inequalities that exist in Scotland through collaborative working and early interventions. This approach is consistent with the priorities for action identified within the East Ayrshire Community Planning/SOA process.
- 8.3 In this regard, Community Planning Partners in East Ayrshire continued to utilise the Fairer Scotland Fund to regenerate the most disadvantaged areas; tackle poverty and improve employment prospects. Partners also used the Fund as a catalyst for matching mainstream resources to drive achievement of priority outcomes in the SOA.

8.4 As we go forward, the Scottish Government, local authorities and Community Planning Partners will require to continue to work in partnership to obtain the maximum benefit for local people and areas from mainstream resources. The key principle for investment, as identified within the joint statement is that “we should invest in what works, whether delivered by public, voluntary or community organisations”. This continues to sit comfortably with the existing commitment within the Council and wider partnership.

### **Fairer Scotland Fund Review Process 2010/11**

8.5 Since 2009/10, Fairer Scotland Fund resources were allocated to Lead Departments within the Council to distribute, monitor and report on agreed activity. Consequently, it was agreed that Departments would assume a lead responsibility for facilitating the 2010/11 review process for their designated services/projects within a set strategic framework.

8.6 Stage 1 involved the completion of individual workbooks by all services/projects receiving funding from the Fairer Scotland Fund.

8.7 Stage 2 involved a desktop review of the content of the workbook by lead departments and the submission of departmental recommendations with identified efficiencies. Consideration was given to whether the service/project delivered clear outcomes and value for money, identifying which:

- are absolutely essential to delivering outcomes and are already being delivered as efficiently and effectively as possible;
- should continue but require to be redesigned or reshaped to deliver outcomes more efficiently and effectively; and
- could be discontinued without affecting outcomes.

8.8 Stage 3 involved a strategic programme review of departmental recommendations.

8.9 On completion of Stages 1, 2 and 3 of the review process, proposals were presented to Cabinet for consideration. For the significant majority of projects/services, a one year allocation was identified with resultant savings. This would ensure that for future years the activities are considered as a standard part of the Council’s overall budget setting process. The exceptions to this are:

- projects/services that require a match fund for Europe/other Scottish Government funding;
- projects where it was agreed that a three year Service Level Agreement would be developed; and
- those projects/services that were subject to a further/wider review with a report back to the Council’s Cabinet on the outcome.

8.10 Based on the recommendations approved by Cabinet, Lead Departments were remitted to advise projects/services within their responsibility of the outcome of the review process, support re-design and develop service level agreements, linked to three-year funding packages, where appropriate, or to conclude arrangements for a planned exit of identified projects from the Fairer Scotland Fund programme at 31 March 2011, as appropriate, ensuring efficiencies were delivered with minimum impact on service provision. A report in this regard was submitted to the CPP Board on 16 December 2010.

- 8.11 Future decisions in respect of service provision will be the responsibility of lead departments as Fairer Scotland Fund (FSF) resources are now integrated into departmental budgets.

## **9. ONGOING DEVELOPMENT OF THE SOA**

### **9. ONGOING DEVELOPMENT OF THE SOA AND CONTINUOUS IMPROVEMENT**

- 9.1 As previously reported, over 2010/11, the comprehensive Four-yearly Review of the Community Plan provided an opportunity to review and update our SOA for the three year period 2011-2014 with a range of key stakeholders, including staff of Partner agencies, elected members and the community and voluntary sectors.
- 9.2 Partners remain committed to ensuring continuous improvement and progress against identified outcomes will continue to be subject to review by the Community Planning Partnership Board, the Council's Cabinet and Partner Agency Boards. Consequently, action will be taken to ensure that opportunities are taken forward to progress required activity through the Community Planning thematic Action Plans, relevant Service Plans and the SOA Improvement Plan, as appropriate.
- 9.3 In addition, opportunities will continue to be afforded to a range of partners from agencies, and the community and voluntary sectors, as appropriate, to contribute to the continuous assessment process. In respect of the voluntary sector, work continues to be taken forward in East Ayrshire to further develop the relationships between the Third Sector, the Local Authority and the Community Planning Partnership, which will further strengthen the Third Sector's role in delivering our SOA.
- 9.4 By continually reviewing our SOA in respect of efficiency, effectiveness and flexibility, change can be managed effectively and will allow us to focus on our aims, priorities and performance.
- 9.5 In this regard, we will require to demonstrate that our activity, either jointly or individually, continues to contribute to achieving better outcomes for local communities and to improving the quality of life for local people.

#### **Outcome Based Planning**

- 9.6 The Scottish Government and local government share an ambition for outcome based planning and the delivery of public services in Scotland. The current economic climate has sharpened this focus, highlighting the need to ensure that the resources of public services are directed at improving outcomes for local communities.
- 9.7 In this regard, the Community Plan Four-yearly Review provided an opportunity for Community Planning Partners to advance the development of the SOA and adopt an outcomes focused approach to strategic planning. The jointly agreed Strategic Priorities and associated Local Outcomes for 2011-2015 agreed by the CPP Board provide a framework against which outcome based strategic planning can be implemented.
- 9.8 The 'Local Matters' overview and commentary, jointly published by the Scottish Government and COSLA in March 2011, reflected that although CPPs are making

good progress in implementing the local outcomes approach, the public sector and its wider partners across Scotland face inherent challenges in this regard, including delivering more effective performance management arrangements to demonstrate progress on local outcomes through SOAs.

- 9.9 In an effort to ensure a more rigorous outcomes focus in respect of future Community Planning and SOA performance management and reporting, work is planned to progress a fundamental review and appropriate revision of our arrangements in this regard, which, subject to approval, will be implemented from 2011/12 onwards.

## **10. CHALLENGES**

### **10. ECONOMIC DOWNTURN**

#### **Financial Climate**

- 10.1 In April 2009, Scotland officially entered the deepest recession since the 1930s. What began as a crisis within the global financial services sector extended to affect households and businesses across the world, and has presented key challenges both nationally and locally, including:

- a £1.3 billion reduction in the public sector budget in Scotland for 2010/11;
- greater calls on the public purse to support individuals in the economic downturn, such as people who have lost their jobs; and
- less private sector funding to partner economic development and regeneration activity.

- 10.2 A range of activity continues to be taken forward by Community Planning Partners in a planned, measured and innovative way to address the significant challenges presented by greatly reduced resources and sustain and improve the services that are most valued by our communities.

#### **Sustainable Economic Growth and Employment**

- 10.3 The Ayrshire Economic Partnership was established to identify areas of future opportunity and undertake work where a high level collective approach is needed and will make a difference locally, to create the right infrastructure and environment for enterprise to flourish. The aim is to provide a concise strategic direction to the sustainable economic performance of Ayrshire by focusing on key issues and clearly identified outputs that will make a real difference pan Ayrshire in respect of four identified key strategic priority sectors for future growth, namely food and drink, for which East Ayrshire has assumed lead responsibility, renewables, marine and coastal and engineering.
- 10.4 East Ayrshire Employability Forum brings together the main employability agencies, including Jobcentre Plus, Skills Development Scotland, Kilmarnock and Ayr Colleges, East Ayrshire Council Skills Development and Employability Service and Third Sector agencies, in particular social enterprise companies and the voluntary sector. The Forum addresses employment issues in East Ayrshire and identifies opportunities through guidance services, funding or training to support individuals and employers to alleviate unemployment locally.

- 10.5 On an operational basis, the Skills Development and Employability Service continues to address the need to ensure that the skills base of local people, in particular those who are unemployed, meets the needs of existing local businesses and potential inward investors. The Service merged a range of existing projects and initiatives to deliver a full spectrum of employability services across East Ayrshire. Individuals are able to access the most appropriate support to meet their needs linked to the opportunities available within the local labour market. The Service is located within communities throughout East Ayrshire and delivers support to individuals in their journey from unemployment and dependence to sustainable employment and independence.
- 10.6 Linked to this, the introduction of the Integrating Employment and Skills programme, which brings together the employment and skills services of Jobcentre Plus and Skills Development Scotland, ensures easy access to skills assessments and careers advice, and will support the newly unemployed and the low-skilled unemployed to quickly improve their skills and move more quickly back into employment.
- 10.7 Previous recessions have made clear the long-term damaging effects on young people aged 16-24 of early disengagement from the labour market; and that school leavers are often at disproportionate risk from reductions in employment opportunities. 16+ Learning Choices has been implemented and guarantees the offer of a place in post-16 learning to every young person who wants it - in school, in college, as part of a training programme, through volunteering, in a community or Third Sector setting, or in employment. This is a universal offer to every young person eligible to leave compulsory education and will ensure that they have access to a range of learning options, the support, including careers advice and guidance, to help them make and take up their learning choices, and financial support so that they can focus on making the best choices.
- 10.8 As we move forward, a range of Local Outcomes to contribute towards economic growth has been identified through wide ranging consultation with our communities and key stakeholders. Our Delivering Community Regeneration Action Plan 2011-2015 contains a range of economic development activity to achieve these Local Outcomes, including programmes to encourage business growth; investments to attract businesses; support for business start-ups; employability, skills and training programmes; tourism; environmental and transport projects; and regeneration of our town centres and the built environment generally.

### **Reshaping Care for Older People/Change Fund**

- 10.9 In East Ayrshire we recognise the challenges of demographic change and continue to implement a strategic direction to develop a health and social care infrastructure to support older people in our communities.
- 10.10 The challenges we face in East Ayrshire are reflected at national level and, during 2010, the Scottish Government, COSLA, NHS Scotland and all 32 individual local Partnerships consulted on 'Reshaping Care for Older People' a ten year strategy to support a shift in the balance of care from hospital and institutional settings to care at home.
- 10.11 The budget statement by Scottish Government on 17 November 2010 included indication of a 'Change Fund' to support the Reshaping Care for Older People

programme. On 23 December 2010, Guidance on the Change Fund was issued and detailed for East Ayrshire an allocation of £1.648 million.

10.12 As a consequence of this, East Ayrshire CPP Board remitted the Community Health Partnership to develop a Local Transformation Plan, which was developed and agreed in partnership by East Ayrshire Council, NHS Ayrshire and Arran and the Voluntary and Independent Sectors.

10.13 East Ayrshire Local Transformation Plan was formally approved by the Scottish Government on 15 March 2011 and sets out an investment and implementation strategy to utilise the resources allocated through the Change Fund in support of further progressing the Reshaping Care agenda, including:

- an integrated model of rehabilitation and enablement services established in East Ayrshire that includes Local Authority, Health, Voluntary and Independent sectors;
- a shift from hospital based to community based intensive support services for older people. This will include development of housing options that support independence for people with long term health conditions;
- services developed which sustain independence and promote self management among older people;
- informal social networks developed which promote the health and wellbeing of older people;
- a reduction in emergency admissions among people over 65 years; and
- a reduction in hospital bed days experienced by older people due to delayed discharges and emergency admissions.

10.14 Activity in this regard will be taken forward in 2011/12.

## **11. CONCLUSION**

### **11. CONCLUSION**

11.1 Our 2010/11 Annual Performance Report demonstrates significant progress against the planned outcomes, highlighting a real and shared commitment by all the Partners, to the benefit of local people.

11.2 In particular, the Partnership's approach to the ongoing challenges experienced as a result of the global economic downturn has continued to be both proactive and responsive, and work will continue to ensure that all necessary action can be taken to counter the effects of the global recession on the East Ayrshire area.

11.3 While we are proud of our successes to date, we are not complacent and are committed to learning from our experiences of joint working and building on our achievements to ensure continuous improvement. The established review processes for Community Planning allow Partners, communities and key stakeholders to reflect on what is working and what is not, and to identify priorities and challenges for the way forward. We are confident that the updated Community Plan and the revised Action Plans will take us nearer to achieving our vision over the next four years from 2011 to 2015.

- 11.4 We have set challenging Local Outcomes against which to measure progress through all of the activity of Community Planning Partners over the longer term. There are robust systems in place through the Single Outcome Agreement to allow us to measure our performance in delivering them and, most importantly, to let the people of East Ayrshire judge how well we are doing, both year on year and over the life of the Community Plan.
- 11.5 Public agencies have a duty to ensure that the resources available to them each year, particularly in times of financial constraint, are spent wisely and well on improving the quality of life of the people of East Ayrshire. By working together and combining resources, we can ensure that we achieve best value, continually improving the services we provide, while balancing quality and cost.

**September 2011**

DRAFT



## **EAST AYRSHIRE COMMUNITY PLANNING PARTNERSHIP**

### **SINGLE OUTCOME AGREEMENT 2008-2011**

#### **Annual Performance Report 2010/11 Outcome Templates**

Draft: 13 September 2011



EAST AYRSHIRE COMMUNITY PLANNING PARTNERSHIP SINGLE OUTCOME AGREEMENT 2008-2011

DRAFT ANNUAL PERFORMANCE REPORT 2010/11: OUTCOME SUMMARY

**National Outcome 1: We live in a Scotland that is the most attractive place for doing business in Europe.**

**Local Outcomes**

	Progress 2010/11	
<b>Growth in East Ayrshire's business base</b>	<b>X</b> Increase  (X) Close the gap	<b>Increase</b> in business start up rate (close the gap with Scotland)
	✓ Increase  (X) Close the gap	<b>Increase</b> in net number of VAT registered companies (close the gap with Scotland)
<b>Skills capacity of the local workforce increased (FSF)</b>	<b>X</b> Increase  (X) Close the gap	<b>Reduction</b> in the percentage of working age economically active persons with no qualifications (close the gap with Scotland)
<b>Attractiveness, reliability and integration of the transport network enhanced</b>	Not reported  <b>O</b>	<b>Increase</b> in the proportion of passengers satisfied with public transport reliability <ul style="list-style-type: none"> <li>• Rail</li> <li>• Bus</li> </ul>

■ denotes Community Planning Partnership Strategic Priority

(FSF) denotes linked outcome to the Fairer Scotland Fund

NB: Where the symbol reflecting current status has been identified in brackets, the associated performance measure has not been included in the total number of indicators in the progress summary.

**National Outcome 1: We live in a Scotland that is the most attractive place for doing business in Europe.**

**PROGRESS IN IMPROVING THE DELIVERY OF THE NATIONAL OUTCOME**

Community Planning Partners have in place a range of effective structures and operating arrangements to ensure progress against the planned local outcomes and related national outcomes contained within the Single Outcome Agreement. The key drivers for change are summarised below:

**Business Growth and Skills Development**

- Community Planning Partners in East Ayrshire have continued to demonstrate:
  - a clear focus on regeneration as a principal strategic priority;
  - solid planning policies, including those included in the East Ayrshire Local Plan, which prioritise land use for business and industry;
  - provision of a range of effective business development support measures;
  - innovative skills development and employability programmes, focusing on getting people into work and strengthening skills within the workplace; and
  - a commitment to the development of tourism as an industry with significant potential for growth in its economic and employment impact.
- Progress against planned outcomes has been challenging as a consequence of the economic downturn. Specific work continues to be taken forward by Partners to address issues in respect of the current economic downturn and includes:
  - providing assistance to support the continued trading position of existing business;
  - working with the Scottish Government, Scottish Enterprise, the Business Gateway, Scottish Development International and other agencies to maximise packages to support existing and start-up businesses; and
  - working with Jobcentre Plus, the local colleges and a range of local providers to deliver assistance and support to individuals to enhance skills development and employability prospects, both with existing employment and in seeking future employment.

**Town Centre Regeneration**

- As a direct response to the announcement in July 2009 of the closure of Diageo plc with the loss of some 700 jobs by 2012, 'Make it Kilmarnock', a strategic public and private sector initiative, including Diageo as a key player, was established. The 'Make it Kilmarnock' programme is a key focus of the Delivering Community Regeneration Action Plan and local priorities in this regard have been identified collectively around four themes, namely town centre regeneration, business nurture, visitor attraction and education innovation. Operating within the strategic context of Community Planning will ensure the delivery of a co-ordinated range of projects, with the overall objective of supporting sustainable economic growth in Kilmarnock. The focus going forward is to further develop and improve Kilmarnock as the prime location for business, commerce, retail, learning and employment within East Ayrshire and will include the drive to relocate Kilmarnock College to the town centre.

- In addition, the plans to further develop and improve Cumnock as the second main town in East Ayrshire and a hub for our rural communities in the south of the area will have a significant impact. This will include the development at Knockroon and the associated regeneration projects.

### **Social Enterprise**

- East Ayrshire Community Planning Partners recognise the role of the social economy in the regeneration of the local area. Within the context of the recently established Third Sector Interface, the aim of a Local Social Economy Partnership (LSEP) is to support the growth of an enterprising third sector by improving co-ordination and networking, strengthening locally available support and unlocking market opportunities. The establishment of the Interface will ensure the full contribution of the sector to the Single Outcome Agreement. The LSEP comprises representation from the following partners: East Ayrshire Council of Voluntary Organisations; East Ayrshire Volunteer Centre; Scottish Enterprise; Business Gateway; Ayrshire Business in the Community; Skills Development Scotland; Social Firms Scotland and East Ayrshire Council. The agreed terms of reference form the basis of an action plan around the following key areas of activity: raising the profile of social enterprise and generating awareness of its contribution to the economy of East Ayrshire; developing market opportunities for social enterprises; and creating a network to support existing and new organisations and the expansion of social enterprise activities. Social enterprises in East Ayrshire currently deliver the following services: child care, which is the predominant activity delivered through a social enterprise model; leisure activities; transport; and community support services. Community Planning Partners in East Ayrshire will continue to provide assistance to support the development of social enterprises through its existing range of business development services, including advice, loan and grant funding.

### **Transport Network**

- Community Planning Partners in East Ayrshire, in particular East Ayrshire Council and Strathclyde Partnership for Transport (SPT), continue to work with other key stakeholders to progress further improvement of the transport system, which will improve accessibility to town centres and the road and rail links between East Ayrshire and beyond; and deliver benefits to local residents and businesses. Priorities going forward in relation to developing an improved, integrated and sustainable transport system include further improvement to the A70 and A71 travel corridors; the implementation of decriminalised parking enforcement extensions to park and ride facilities; and the development of Real Time Bus Information provision.

**PROGRESS AT MARCH 2011 ON LOCAL OUTCOMES**

Local Outcome	Indicator/s (noting frequency/type/source)	Baseline at 2006/07	Progress at March 2009	Progress at March 2010	Progress at March 2011 (indicators where available)	'Progress' target/s to 2010/11 (where available)	'End' target/s and timescale/s or direction of travel	Current status
Growth in East Ayrshire's business base	Business start-up rate Annual / SLIMS / DTI Small Business Service  NB: Source for the 2008 data update was the Scottish Government.	2.5 per 1,000 adults East Ayrshire	2.4 per 1,000 adults East Ayrshire	2.5 per 1,000 adults East Ayrshire	2.1 per 1,000 adults East Ayrshire	Increase from 2.5 to 2.8 by 2011 – close the gap with Scotland	Increase – close the gap – in business start up	X Increase
		2.8 per 1,000 adults Scotland (2005)	3.5 per 1,000 adults Scotland (2007)	3.8 per 1,000 adults Scotland (2008)	3.4 per 1,000 adults Scotland (2009)			(X) Close the gap
	Net number of VAT-registered companies Annual / Nomis	2,600 East Ayrshire  136,905 Scotland (2006)	2,695 East Ayrshire  141,895 Scotland (2007)	Data update unavailable beyond 2007 at this time	2,705 East Ayrshire  150,925 Scotland (2009)	Close the gap with Scotland – Increase by 2011 – close the gap with Scotland	Increase – close the gap – in net number of VAT registered businesses	✓ Increase  (X) Close the gap
<b>Key:</b> Improving progress ✓      Maintaining progress =      Improvement required X      Data unavailable O								

■ denotes Community Planning Partnership Strategic Priority

**NB:** The 2010/11 progress report is based on the most recent data available, to date. It is important to note that current availability means that some reported changes may be for periods prior to the end of March 2011. Over time it is anticipated that more data will become available, which will allow future progress to be reported more explicitly.

Progress at March 2011 has been measured against the baseline position.

Where the symbol reflecting current status has been identified in brackets, the associated performance measure has not been included in the total number of indicators provided in the progress summary.

## Summary of progress and achievement 2010/11:

Key performance highlights and success during 2010/11, which will contribute to the growth in East Ayrshire's business base, are summarised below.

- The most recent figures available demonstrate that although the business start up rate in East Ayrshire is lower than the national average, the decline from last year is in line with Scotland. As anticipated, the start-up rates for both East Ayrshire and Scotland have fallen as a consequence of the current economic downturn and the risks associated with establishing a new business, particularly in the current climate.
- As a consequence of the impact of the economic downturn on local businesses, there has been a focus on providing business support, including:
  - 62 businesses supported to maximise their growth potential, exceeding the annual target of 40;
  - 8 business development events supported against a target of 6; and
  - 1,640 new and existing businesses received high quality business advice and support from the Business Gateway against an annual target of 1,310.
- A range of business development support is available from East Ayrshire Council. In 2010/11, 62 businesses were supported to maximise the potential growth of business through strategy development, business efficiency, organisational development and internationalisation.
- A total of 7 loans were approved and issued by the West of Scotland Loan Fund, against an annual target of 12. Again, the difficulties in achieving the targets can be attributed to the economic downturn and the lack of bank support in lending to business. Currently, the West of Scotland Loan Fund requires 50% match funding from the private sector which has proved to be difficult in the current climate and, as a consequence of this, has approached the Scottish Government to have this condition relaxed. The new Ayrshire Development Loan Fund (ADLF) has assisted the position with 4 of the 7 loans issued being from this fund. All loans were subject to leverage being invested in the business from the private sector and all loans either created or safeguarded employment.
- The total business grant budget provided by East Ayrshire Council was committed supporting 49 businesses over a range of projects, including marketing, business expansion, quality accreditations, feasibility studies and training.
- East Ayrshire is one of 22 local authorities in partnership in the Supplier Development Programme (SDP), which now has in excess of 5,000 registered businesses. In 2010/11, SDP was the winner of the Best Supplier Engagement Initiative at Procurex, the annual procurement business event. This award recognises public sector organisations, which are engaging productively with their supply chains.

Local Outcome	Indicator/s (noting frequency/type/source)	Baseline at 2006/07	Progress at March 2009	Progress at March 2010	Progress at March 2011 (indicators where available)	'Progress' target/s to 2010/11 (where available)	'End' target/s and timescale/s or direction of travel	Current status
<b>Skills capacity of the local workforce increased (FSF)</b>	Percentage of working age economically active persons with no qualifications Annual / Futureskills Scotland and SLIMS	13.2% East Ayrshire  9.6% Scotland (2006)	11.4% East Ayrshire  8.7% Scotland (2007)	16.6% East Ayrshire  12.5% Scotland (2008)	<b>16.5%</b> East Ayrshire  <b>12.4%</b> Scotland (2010)	<b>Reduction</b> to under 10% by 2011 – close the gap with Scotland	<b>Reduction – close the gap</b> – in the percentage of economically active working age persons with no qualifications	<b>X</b> Increase  (X) Close the gap
<b>Key:</b>		<b>Improving progress</b> ✓	<b>Maintaining progress</b> =	<b>Improvement required</b> X	<b>Data unavailable</b> O			

■ denotes Community Planning Partnership Strategic Priority; (FSF) denotes linked local outcome to the Fairer Scotland Fund

### Summary of progress and achievement 2010/11:

Key performance highlights and success during 2010/11, which will contribute to increasing the skills capacity of the local workforce, are summarised below:

- The Skills Development and Employability Service, established in 2008/09, continues to facilitate a strategic and partnership approach to the provision of employability services, which maximises opportunities to increase the educational and vocational skills capacity of the local workforce.
- A range of opportunities continues to be made available for unemployed individuals to work towards achieving accredited qualifications supported through European Structural Funds and delivered by a range of partners.
- National training programmes are delivered to prepare young people for work, providing them with opportunities to gain recognised vocational qualifications and work experience to enhance their future employment opportunities. In addition, a range of support continues to be provided for local employers in respect of recruitment and development of a skilled workforce. The effects of the current recession on employment opportunities available reflect that more economically active people are accessing training and/or education, providing opportunities to increase qualifications and their skills capacity.
- The most recent figures (provided for 2010) reflect a slight reduction in the number of economically active working age people with no qualifications from the previous year. This would be expected in the current climate and is in line with Scotland as a whole. It is anticipated that the range of educational and vocational opportunities provided in East Ayrshire will contribute to reducing this figure in the future.

Local Outcome	Indicator/s (noting frequency/type/source)	Baseline at 2006/07	Progress at March 2009	Progress at March 2010	Progress at March 2011 (indicators where available)	'Progress' target/s to 2010/11 (where available)	'End' target/s and timescale/s or direction of travel	Current status
<b>Attractiveness, reliability and integration of the transport network enhanced</b>	Proportion of passengers satisfied with public transport reliability Every 2 years / Scottish Household Survey / Strathclyde Partnership for Transport	86%*: rail (2005)	88.7%*: rail (2006)	89%* of Scotrail users 'Satisfied' or 'Good' opinion of overall journey National Passenger Survey (Passenger Focus) (2009)  East Ayrshire figures not available at this time	86%* of Scotrail users 'Satisfied' or 'Good' opinion of overall journey National Passenger Survey (Passenger Focus) (2010)  East Ayrshire figures not available at this time	Increase in the proportion of passengers satisfied with transport reliability by 2011	Increase in the proportion of passengers satisfied with public transport reliability	<b>Not reported</b> East Ayrshire figures not available
		75%*: bus (2005)  *Regional figures provided	74.3%*: bus (2006)  *Regional figures provided	73%* of bus users agreed 'Buses are on Time' Scottish Household Survey (2008)  *Regional figures provided  East Ayrshire figures not available at this time	<b>Update anticipated in September 2011</b>  National Scottish Household data anticipated for release on 31 August 2011; Regional and Local Authority data anticipated for release on 23 September 2011.  *Regional figures provided			

**Key:** Improving progress ✓      Maintaining progress =      Improvement required X      Data unavailable O

### Summary of progress and achievement in 2010/11:

Key performance highlights and success during 2010/11, which will contribute to an enhanced transport network, are summarised below.

#### Road Network

- Following on from the initial feasibility study reported in 2009/10, an A70 and A71 route improvement study was completed and approved by East Ayrshire Council's Cabinet. A prioritised list of improvement schemes has been identified for implementation, subject to funding being secured. This will be the subject of a future report to Cabinet when detailed designs and cost estimates have been prepared.

- A70 Mote Toll junction improvement near Ochiltree was completed.
- Construction on the A70 Wee Torhill improvement near Muirkirk is nearing completion.
- Design work is underway for Glenbuck realignment scheme on the A70.
- Quarterly meetings are implemented with South Lanarkshire and South Ayrshire Councils to co-ordinate maintenance works on the A70 and A71, and to achieve consistent standards for safety and improvement works.
- A 5 Point Action Plan was submitted to Scottish Transport Minister by the A76 Partnership to encourage Transport Scotland to upgrade the A76 and provide the level of service required for the regeneration of the south of East Ayrshire (the former Coalfield Area) and enhanced safety. A response from the Minister is currently awaited.
- In partnership with Strathclyde Partnership for Transport (SPT), £1.2 million has been invested in the introduction of real time passenger information on key bus routes, including the Stewarton to Darvel corridor, Kilmarnock to Ardrossan corridor (in partnership with North Ayrshire Council), and Kilmarnock to Ayr corridor (in partnership with South Ayrshire Council). The system has been designed to allow for future expansion to key bus routes throughout Ayrshire, subject to availability of funding.

### Rail Network

- A contract was awarded for a new 70 space car park at Stewarton Rail Station, to be completed in 2011/12.
- Transport Scotland figures demonstrate growth in patronage of 30% between Kilmarnock and Glasgow in the year since the introduction of the half-hourly rail service in December 2009. Passenger numbers at Kilmarnock increased by 33.8% from 320,988 in 2009 to 429,410 in 2010.
- A feasibility study to assess potential for additional park and ride capacity at Kilmarnock, Kilmaurs and Dunlop stations was completed and an implementation strategy approved by East Ayrshire Council's Cabinet on 20 April 2011. SPT subsequently provided funding in 2011/12 for detailed design of additional rail park and ride at Kilmarnock and for detailed design of additional park and ride spaces at Kilmaurs station.

## FAIRER SCOTLAND FUND

A more detailed summary reflecting the investment of the Fairer Scotland Fund (FSF) in tackling poverty, deprivation, employability and the regeneration of our communities, and the contribution to the achievement of local outcomes, is provided below:

**Make it Kilmarnock:** A comprehensive regeneration initiative which is designed to develop and implement a co-ordinated range of projects, with the overall objective of supporting sustainable economic growth in Kilmarnock. Achievements in 2010/11 include:

- the commissioning of an Integrated Urban Development Plan for Kilmarnock, which will present a co-ordinated programme encompassing all regeneration activity within the town, including the Diageo site. The draft Plan was completed in March 2011 and is currently the basis of public consultation, with the final Plan scheduled for consideration by East Ayrshire Council's Cabinet in August 2011; and
- scoping around the potential of the Retail Rocks initiative, which is a retail led regeneration programme, being developed in Kilmarnock town centre progressed. FSF resources allowed the commissioning of Phase 1 of the project, namely an analysis of the existing retail provision within Kilmarnock, identification of potential gaps in the range of services available and costed proposals for the development of specific vacant shops within the town centre. The Phase 1 report has been finalised and a costed proposal for the implementation of the project (Phase 2) completed. **(Primary link to FSF criteria: Focused action on improving employability as a key means of tackling poverty.)**

**Skills Development and Employability Service:** Delivers a range of employability services across East Ayrshire. Individuals are able to access the most appropriate support to meet their needs linked to the opportunities available within the local labour market. The project is located within communities throughout East Ayrshire and delivers support to individuals through unemployment and dependence to sustained employment and independence. Achievements in 2010/11 include:

- 785 individuals supported to access the local labour market, including 674 individuals experiencing multiple barriers to employment and 148 individuals who fall into the 'young people not in education, employment or training' group;
- 448 participants (59%) supported to achieve a recognised qualification to date;
- 374 individuals (50%) progressed to employment and 582 people (78%) participated in education or training opportunities;
- 4 ICT/e-learning facilities supported in Dalmellington, Cumnock (x2) and Kilmarnock;
- 596 individuals secured employment through supported job brokerage schemes; and
- 227 enterprises and 6 social enterprises supported. **(Primary link to FSF criteria: Focused action on improving employability as a key means of tackling poverty.)**

**East Ayrshire JobRotation:** Assists small and medium sized enterprises (SMEs) in East Ayrshire by facilitating the training and development of employees. Employees are released for training, which provides 26 week placement opportunities for unemployed East Ayrshire residents. In addition, the project provides a programme of support for unemployed/workless people. Achievements in 2010/11 include:

- 28 local companies participated in the scheme, including 26 SMEs and 2 social enterprises in the following employment industry sectors: Health Care (43%); Transport/ Waste (29%); Manufacturing (7%); and Service (21% );
- 209 company employees participated in training opportunities; and
- a range of vocational training courses delivered to meet individual requirements, including 360 Degree Excavator; Alloy Scaffold Training; Apprenticeship Motor Vehicle; Asbestos Awareness; Customer Care (underpinning knowledge); SVQ Level 2 Care; and Sage Accounting. **(Primary link to FSF criteria: Focused action on improving employability as a key means of tackling poverty.)**



# EAST AYRSHIRE COMMUNITY PLANNING PARTNERSHIP SINGLE OUTCOME AGREEMENT 2008-2011

## DRAFT ANNUAL PERFORMANCE REPORT 2010/11: OUTCOME SUMMARY

**National Outcome 2: We realise our full economic potential with more and better employment opportunities for our people.**

### Local Outcomes

	Progress 2010/11	
<p><b>Our young people are properly prepared to enter the world of work (FSF)</b></p>	<p>✓ Increase  (✓) Close the gap</p>	<p><b>Increase</b> in the percentage of school leavers in positive and sustained destinations (close the gap between East Ayrshire and the Scottish average)</p>
<p><b>Good quality job opportunities are available which are accessible to local people in East Ayrshire</b></p>	<p>✗ Reduction  (X) Close the gap</p>	<p><b>Reduction</b> in the claimant count unemployment (close the gap between East Ayrshire and the national average)</p>
	<p>✗ Reduction  (✓) Close the gap</p>	<p><b>Increase</b> in the employment rate (close the gap between East Ayrshire and the national average)</p>

■ denotes Community Planning Partnership Strategic Priority

(FSF) denotes linked outcome to the Fairer Scotland Fund

NB: Where the symbol reflecting current status has been identified in brackets, the associated performance measure has not been included in the total number of indicators in the progress summary.

**Local Outcomes**

	Progress 2010/11	
<p><b>Good quality job opportunities are available which are accessible to local people in East Ayrshire</b></p>	<p>✓ Increase (✓) Above the national average</p> <p>✓ Increase (X) Below the national average</p>	<p><b>Increase</b> in the median weekly earnings for full time employees (maintain level with or above the national average)</p> <ul style="list-style-type: none"> <li>Residents' earnings</li> <li>Workplace earnings</li> </ul>
	<p>✓</p>	<p><b>Reduction</b> in the number and percentage of adults of working age claiming Incapacity Benefit</p>

■ denotes Community Planning Partnership Strategic Priority

(FSF) denotes linked outcome to the Fairer Scotland Fund

NB: Where the symbol reflecting current status has been identified in brackets, the associated performance measure has not been included in the total number of indicators in the progress summary.

**National Outcome 2: We realise our full economic potential with more and better employment opportunities for our people.**

**PROGRESS IN IMPROVING THE DELIVERY OF THE NATIONAL OUTCOME**

Community Planning Partners have in place a range of effective structures and operating arrangements to ensure progress against the planned local outcomes and related national outcomes contained within the Single Outcome Agreement. The key drivers for change are summarised below.

- East Ayrshire Employability Forum is now well established and brings together the main employability agencies, including Jobcentre Plus, Skills Development Scotland, Kilmarnock and Ayr Colleges, East Ayrshire Council Skills Development and Employability Service, and Third Sector agencies, in particular social enterprise companies and the voluntary sector. The Forum continues to address employment issues in East Ayrshire and identifies opportunities through guidance services, funding or training to support individuals and employers to alleviate unemployment locally. The Forum drives forward actions relating to employability as detailed in the Community Plan Delivering Community Regeneration Action Plan and linked to the outcomes in the Single Outcome Agreement.
- The Skills Development and Employability Service leads the Community Planning Partnership (CPP) European Structural Funds (ESF) and European Regional Development Fund (ERDF) Improving Opportunities Project, which secured total European funding of over £4.75 million for the period 1 April 2008 to 30 June 2011. The Improving Opportunities Project is a partnership initiative and includes Ayr College, Kilmarnock College, East Ayrshire Woodlands, the Wise Group, Skills Development Scotland Careers Service, the Lennox Partnership and the Skills Development and Employability Service, providing local people with a range of opportunities to access the most appropriate support to meet their individual requirements linked to opportunities available within the labour market. Funding has been secured for two new projects from 1 July 2011 for a further two year period to 30 June 2013. East Ayrshire Works has secured £1,980,450 under ESF Priority 5, contributing to a total project value of £4,401,202 and will provide education, training and employability support for unemployed residents of East Ayrshire. In addition, £200,541 has been secured from ERDF for the East Ayrshire Works- Job Brokerage project, contributing to a total project value of £501,353. The project will assist small and medium enterprises (SMEs) to broker jobs.
- The current economic downturn continues to present significant challenges for East Ayrshire. Although unemployment reduced from 6.1% at March 2010 to 5.8% at March 2011, it remained above the Scottish average of 4.3%. A continuing challenge will be to reverse this trend and to continue to secure financial resources, including European Structural Funds, to provide training and employment opportunities for local people.
- The current economic downturn has influenced school leavers and those individuals without a job to focus on training and re-training for work by improving their skills capacity and knowledge base. A range of employability and education initiatives within East Ayrshire has continued to be made available for local people. In addition, employability and education programmes are now being adapted to allow people to train for employment opportunities available within the local labour market. A specific gap analysis to identify and anticipate future job opportunities is being progressed by the 'Make It Kilmarnock' Task Force and potentially will be rolled out to other areas, as appropriate. The link between planning and economic development is important in this context as early opportunities for future employment can potentially be anticipated from planning applications.

**PROGRESS AT MARCH 2011 ON LOCAL OUTCOMES**

Local Outcome	Indicator/s (noting frequency/type/source)	Baseline at 2006/07	Progress at March 2009	Progress at March 2010	Progress at March 2011 (indicators where available)	'Progress' target/s to 2010/11 (where available)	'End' target/s and timescale/s or direction of travel	Current status
<b>Our young people are properly prepared to enter the world of work (FSF)</b>	Percentage of school leavers in positive and sustained destinations Annual / Scottish Government	85% East Ayrshire  86% Scotland	84.4% East Ayrshire  86.1% Scotland (2007/08)	84.7% East Ayrshire  85.7% Scotland (2008/09)	<b>88.3%</b> East Ayrshire  <b>86.8%</b> Scotland (2009/10)  2010/11 update anticipated in December 2011	<b>Increase</b> – <b>close the gap</b> between East Ayrshire and the Scottish average by 2011	<b>Increase</b> – <b>close the gap</b> between East Ayrshire and the Scottish average	✓ Increase  (✓) Close the gap

**Key:** Improving progress ✓      Maintaining progress =      Improvement required X      Data unavailable O

■ denotes Community Planning Partnership Strategic Priority; (FSF) denotes linked outcome to the Fairer Scotland Fund

**Summary of progress and achievement in 2010/11:**

Key performance highlights and success during 2010/11, which will contribute to preparing our young people to enter employment, education or training, are summarised below.

- A total of 785 young people were recruited by the Skills Development and Employability Service, with 706 in training, of whom 567 progressed to a positive outcome, including completion of vocational qualifications, employment or entry to further education.
- The percentage of East Ayrshire school leavers who are progressing into positive and sustained destinations has increased to 88.3%, a 3.3% increase from the 2006/07 baseline, and compares favourably with the Scotland average of 86.8%. This success has been achieved within the context of the economic downturn and may be attributed to the implementation of a range of employability initiatives such as the 16+ Learning Choices Programme.
- The employment of Transitional Support Workers made a significant impact on those young people in the More Choices More Chances cohort in danger of disengaging from education and, therefore, from progressing to a positive outcome on leaving school. This evidence of success has prompted the recruitment of two additional Transitional Support Workers to commence in July 2011.
- Funding secured for East Ayrshire from the Future Jobs Fund has provided up to 600 part-time job opportunities from October 2009 until September 2011. Individuals securing a Future Jobs Fund job will work for at least 25 hours a week and be paid at least the national minimum wage. All Future Jobs Fund jobs are for a 26 week period and must demonstrate community benefit and must be new jobs that previously did not exist. By the end of March 2011, 596 Future Jobs Fund jobs had been filled in East Ayrshire.
- The Skills Development and Employability Service leads the Future Jobs Fund in East Ayrshire and, through the local Employability Forum, secured a range of employers, including those from Third Sector, who were willing to provide new jobs for young people. The delivery of national programmes, including 'Get Ready for Work' and 'Lifeskills' resulted in 13 job outcomes, 44 progressions to further education and 11 progressions to mainstream training in 2010/11. This compares with 14 job outcomes, 29 progressions to further education and 2 progressions to mainstream training in 2009/10, demonstrating that the current downturn is continuing to have a significant negative impact on progression to employment but that there is increased uptake of college courses and progressions to mainstream training for our young people.

Local Outcome	Indicator/s (noting frequency/type/source)	Baseline at 2006/07	Progress at March 2009	Progress at March 2010	Progress at March 2011 (indicators where available)	'Progress' target/s to 2010/11 (where available)	'End' target/s and timescale/s or direction of travel	Current status
Good quality job opportunities are available which are accessible to local people in East Ayrshire	Claimant count unemployment Monthly / Nomis	3.9% East Ayrshire  2.6% Scotland (April 2007)	5.5% East Ayrshire  3.9% Scotland (March 2009)	6.1% East Ayrshire  4.5% Scotland (March 2010)	5.8% East Ayrshire  4.3% Scotland (March 2011)	Reduction – close the gap between East Ayrshire and the national average by 2011	Reduction – close the gap between East Ayrshire and the national average	X Reduction  (X) Close the gap
	Employment rate Annual / SLIMS	71.0% East Ayrshire  76.0% Scotland	74.4% East Ayrshire  76.3% Scotland (October 2007 to September 2008)	71.4% East Ayrshire  74.3% Scotland (March 2010)	70.2% East Ayrshire  71.0% Scotland (October 2009 – September 2010)	Increase – close the gap between East Ayrshire and the national average by 2011	Increase – close the gap between East Ayrshire and the national average	X Reduction  (✓) Close the gap
	Median weekly earnings for full time employees Annual / Annual Survey of Hours and Earnings / Scottish Neighbourhood Statistics	£444 EA residents  £432 Sco residents  £439 EA workplace  £428 Sco workplace (June 2006)	£482 EA residents  £462 Sco residents  £454 EA workplace  £460 Sco workplace (2008)	£481 EA residents  £472 Sco residents  £440 EA workplace  £473 Sco workplace (2009)	£497 EA residents  £487 Sco residents  £458 EA workplace  £488 Sco workplace (2010)	Increase – East Ayrshire to maintain the level with or above the national average by 2011	Increase – East Ayrshire to maintain level with or above the national median weekly earnings	✓ Increase (✓) Above the national average  ✓ Increase (X) Below the national average
	Number and percentage of adults of working age claiming Incapacity Benefit Quarterly / Department for Work and Pensions	7,920 (10.8%) working age adults (August 2006)	7,550 (10.2%) working age adults (February 2009)	7,560 (10.2%) working age adults (November 2009)	7,250 (9.3%) working age adults (August 2010)	Reduction in number of adults claiming Incapacity Benefit by 2011	Reduction in number of adults claiming Incapacity Benefit	✓

Key: Improving progress ✓      Maintaining progress =      Improvement required X      Data unavailable O

■ denotes Community Planning Partnership Strategic Priority

### **Summary of progress and achievement in 2010/11:**

Key performance highlights and success during 2010/11, which will contribute to the availability of good quality job opportunities, are summarised below.

- A range of employability initiatives has been developed and implemented, supported by Partner investment and European Structural Funds, which will be delivered until June 2011 with a new approved partnership to commence in July 2011 and operate until the end of June 2013.
- A total of 3,332 individuals have been supported to date and 1,370 individuals were supported into work. The following individuals in priority groups gained employability skills to date: 1,089 young people; and 707 individuals from the 0-15% most deprived datazones.
- A job brokerage scheme remains in place to broker good quality job opportunities for local people.
- Learning centres and job clubs in communities across East Ayrshire provide local access and support for jobseekers.
- Bespoke training programmes are delivered to address future skills shortages and equip individuals to compete effectively for future employment.
- Specific training courses are designed and delivered to assist unemployed people to compete more effectively for skilled jobs.
- The Future Jobs Fund secured 596 new jobs in East Ayrshire with a final closing date of 30 September 2011.
- The work of the East Ayrshire Employability Forum is assisting employability service partners to identify opportunities and employment needs, including the needs of employers to maintain and develop their business.
- The Skills Development and Employability Service, on behalf of the Community Planning Partnership, submitted a successful bid for ESF funding for the two year period 2011-2013.
- The new partnership will deliver a Strategic Skills Pipeline programme of activities to meet local needs and will be delivered by a range of partners, including third sector/social enterprise initiatives.
- Thirteen additional places were secured for the delivery of a Targeted Pathways to Apprenticeships programme - funding secured from Skills Development Scotland.

## FAIRER SCOTLAND FUND

A more detailed summary reflecting the investment of the Fairer Scotland Fund (FSF) in tackling employment and employability issues, and the contribution to the achievement of local outcomes, is provided below:

**Skills Development and Employability Service:** Delivers a range of employability services across East Ayrshire. Individuals are able to access the most appropriate support to meet their needs linked to the opportunities available within the local labour market. The project is located within communities throughout East Ayrshire and delivers support to individuals through unemployment and dependence to sustained employment and independence. Achievements in 2010/11 include:

- 785 individuals supported to access the local labour market, including 674 individuals experiencing multiple barriers to employment and 148 individuals who fall into the 'young people not in education, employment or training' group;
- 374 individuals (50%) progressed to employment and 582 people (78%) participated in education or training opportunities;
- 4 ICT/e-learning facilities supported in Dalmellington, Cumnock (x2) and Kilmarnock; and
- 596 individuals secured employment through supported job brokerage schemes. **(Primary link to FSF criteria: Focused action on improving employability as a key means of tackling poverty.)**

**East Ayrshire JobRotation:** Assists small and medium sized enterprises in East Ayrshire by facilitating the training and development of employees. Employees are released for training, which provides 26 week placement opportunities for unemployed East Ayrshire residents. In addition, the project provides a programme of support to unemployed/workless people. Achievements in 2010/11 include:

- 49 JobRotation trainees accessed the pre-employment programme at the end of which 37 individuals went into employment; 1 went into volunteering; 1 progressed to further training; and the remaining 10 individuals were unemployed; this reflects 79.6% positive outcomes; and
- at the six months outcome check, 20 (52.6%) individuals retained in the placement company; 6 (15.8%) found alternative employment; 1 individual in further education; 1 in voluntary work; and 10 unemployed. The remaining 11 trainees had not completed the training programme at the end of March 2011; 8 are still retained in the placement company and 3 are not in work to date. **(Primary link to FSF criteria: Focused action on improving employability as a key means of tackling poverty.)**

**National Outcome 3: We are better educated, more skilled and more successful, renowned for our research and innovation.**

**Local Outcomes**

Local Outcomes	Progress 2010/11	
<b>Educational attainment for adults across all adult age groups increased (FSF)</b>	✓ ✓	<b>Increase</b> in the proportion of residents of working age with recognised qualifications <ul style="list-style-type: none"> <li>Adults with no qualifications</li> <li>Adults with First Degree/Higher Degree</li> </ul>
	✓	<b>Increase</b> in the proportion of residents participating in training or learning experience in the last 2 years
<b>Student retention rates increased and drop out rates reduced</b>	✓ ✓ = ✓	<b>Increase</b> in the percentage of students completing courses in further education establishments  <b>Ayr College:</b> <ul style="list-style-type: none"> <li>Students completing Further Education courses</li> <li>Students completing Higher Education courses</li> </ul> <b>Kilmarnock College:</b> <ul style="list-style-type: none"> <li>Students completing Further Education courses</li> <li>Students completing Higher Education courses</li> </ul>

■ denotes Community Planning Partnership Strategic Priority  
(FSF) denotes linked outcome to the Fairer Scotland Fund

**Local Outcomes**

**Progress 2010/11**

<p><b>Student retention rates increased and drop out rates reduced</b></p>		<p><b>Increase</b> in student retention rates in further education establishments</p>
	<p><b>Ayr College: Early Student Retention</b></p> <ul style="list-style-type: none"> <li>✓ • Further Education/Full Time</li> <li>✓ • Further Education/Part Time</li> <li>✓ • Higher Education/Full Time</li> <li>= • Higher Education/Part Time</li> </ul> <p><b>Ayr College: Student Retention</b></p> <ul style="list-style-type: none"> <li>✓ • Further Education/Full Time</li> <li>X • Further Education/Part Time</li> <li>✓ • Higher Education/Full Time</li> <li>✓ • Higher Education/Part Time</li> </ul>	

■ denotes Community Planning Partnership Strategic Priority  
 (FSF) denotes linked outcome to the Fairer Scotland Fund

**Local Outcomes**

	Progress 2010/11	
<p><b>Student retention rates increased and drop out rates reduced</b></p>	<p>✓ ✓ ✓ ✓  ✓ X ✓ X</p>	<p><b>Increase</b> in student retention rates in further education establishments (continued)</p> <p><b>Kilmarnock College: Early Student Retention</b></p> <ul style="list-style-type: none"> <li>• Further Education/Full Time</li> <li>• Further Education/Part Time</li> <li>• Higher Education/Full Time</li> <li>• Higher Education/Part Time</li> </ul> <p><b>Kilmarnock College: Student Retention</b></p> <ul style="list-style-type: none"> <li>• Further Education/Full Time</li> <li>• Further Education/Part Time</li> <li>• Higher Education/Full Time</li> <li>• Higher Education/Part Time</li> </ul>
<p><b>Access to learning opportunities to improve quality of life and well being increased (FSF)</b></p>	<p>X  ✓</p>	<p><b>Increase</b> in the total number of adult learners assisted with adult literacy (including English for Speakers of other languages [ESOL] learners) and numeracy skills</p> <p><b>Increase</b> in the percentage of adult literacy learners (Essential Skills Project) achieving intermediary outcomes set in individual learning plans</p>

■ denotes Community Planning Partnership Strategic Priority  
 (FSF) denotes linked outcome to the Fairer Scotland Fund

**National Outcome 3: We are better educated, more skilled and more successful, renowned for our research and innovation.**

**PROGRESS IN IMPROVING THE DELIVERY OF THE NATIONAL OUTCOME**

Community Planning Partners have in place a range of effective structures and operating arrangements to ensure progress against the planned local outcomes and related national outcomes contained within the Single Outcome Agreement. The key drivers for change are summarised below:

- The current economic climate continues to present challenges for securing employment and this has resulted in increased numbers of people accessing opportunities to engage in further education and training to gain accredited qualifications. Current European Structural Funds have been secured to support economically inactive individuals receiving welfare benefits to receive support, training and assistance to progress to a positive destination with funding confirmed until June 2011 and additional European Social Fund (ESF) finance has now been secured from July 2011 to the end of June 2013 for a Community Planning Partnership (CPP) European Social Fund Priority 5 Strategic Skills Pipeline involving a new partnership, including third sector/social enterprise companies. In securing ESF Priority 5 Funding for the period 2011-2013, the partnership will enhance employment opportunities across East Ayrshire and ensure that local people can access training and support to progress to a positive outcome.
- The Skills Development and Employability Service, established in 2008/09, continues to provide a range of co-ordinated employability support for local people, including access to training and vocational qualifications. Training and further education opportunities are provided to equip our people with the skills and qualifications required for our future labour market.
- Skills Development Scotland (SDS): Service Delivery Agreement ensures that SDS service delivery responds to identified local need in East Ayrshire. Work will be taken forward in 2011/12 to develop a four year Service Delivery Agreement aligned to our Community Plan and Single Outcome Agreement.
- The Promoting Lifelong Learning Action Plan continues to act as the driver for partnership working in all aspects of lifelong learning in East Ayrshire and also acts as the Community Learning Strategy for East Ayrshire.
- The Promoting Lifelong Learning Partnership delivers a range of learning programmes to improve adults' and young people's literacy and numeracy skills, with the aim of improving people's life opportunities at work, at home or in accessing public services. It is anticipated that the number of literacy and numeracy learners accessing learning opportunities will continue to rise as existing literacy and numeracy projects work with increased numbers of learners.

**PROGRESS AT MARCH 2011 ON LOCAL OUTCOMES**

Local Outcome	Indicator/s (noting frequency/type/source)	Baseline at 2006/07	Progress at March 2009	Progress at March 2010	Progress at March 2011 (indicators where available)	'Progress' target/s to 2010/11 (where available)	'End' target/s and timescale/s or direction of travel	Current status
Educational attainment for adults across all adult age groups increased (FSF)	Proportion of residents of working age with recognised qualifications Every 3 years / East Ayrshire Community Planning Residents' Survey	41% of adults with no qualifications  4% of adults with First Degree/ Higher Degree (December 2005)	46% of adults with no qualifications  5% of adults with First Degree/ Higher Degree (December 2008)	No further update available at this time.  The next East Ayrshire Residents' Survey to be progressed in 2011.	<b>37% of adults with no qualifications</b> (March 2011) East Ayrshire SOA Residents' Survey  <b>5% of adults with First Degree/ Higher Degree</b> (March 2011)  East Ayrshire SOA Residents' Survey	<b>Increase</b> in the percentage of adults of working age with qualifications and First Degree / Higher Degree qualifications by 2011	<b>Increase</b> in the percentage of adults of working age with qualifications	✓  ✓
	Proportion of residents participating in training or learning experience in the last 2 years Every 3 years / East Ayrshire Community Planning Residents' Survey	23% of adults participated in training/learning (December 2005)	29% of adults participated in training/learning (December 2008)	34% of adults participated in training/learning (June 2010)  East Ayrshire Residents' Panel Survey	<b>25% of adults participated in training/learning</b> (March 2011)  East Ayrshire SOA Residents' Survey	<b>Increase</b> in the percentage of adults of working age participating in training/learning experience by 2011	<b>Increase</b> in the percentage of adults of working age participating in training/learning experience	✓
<b>Key: Improving progress ✓      Maintaining progress =      Improvement required X      Data unavailable O</b>								

■ denotes Community Planning Partnership Strategic Priority; (FSF) denotes linked outcome to the Fairer Scotland Fund

### **Summary of progress and achievement 2010/11:**

Key performance highlights and success during 2010/11, which will contribute to increased educational attainment for adults across all adult age groups, are summarised below.

- In the East Ayrshire SOA Residents' Survey, the percentage of adult respondents stating that they had with no qualifications reduced from 41% in 2005 to 37% in 2011. In addition, the percentage of adults with first degree/higher degree qualifications has increased from 4% in 2005 to 5% in 2011.
- Of the 25% adult respondents who participated in any training or learning experience in the last two years, 18% indicated that this had led to a qualification while 7% indicated that this had not led to a qualification. Younger respondents are most likely to have undertaken some form of training or learning, with 35% of respondents aged 16-24 stating this, compared to 13% of respondents aged 65+ years (SOA Residents' Survey, March 2011).
- The Skills Development and Employability Service and other employability partners have had significant and sustained success in ensuring that our residents, particularly those within the 18-24 age group, are more skilled in the job market by maximising learning opportunities through successful bids for European funding. The employability programmes have continued to maximise the funding opportunities available from Europe and the Government, including the Future Jobs Fund which has been particularly successful to date.
- The Skills Development and Employability Service continues to provide Jobs Access and Transitional Employment opportunities from premises in Kilmarnock, Cumnock and Dalmellington. The Transitional Employment programme provides SVQ (Scottish Vocational Qualification) at Level 2 in Business Administration for young adults. In addition, modern ICT facilities are available to unemployed members of the public of all ages and to employed people requiring to update their CVs. Access courses for a range of employment sectors are available, including CSCS (Construction Skills Certification Scheme) Card certification for those who desire to work in the Construction Industry. Support funding is also available for people requiring assistance with transport or with college fees prior to moving into employment.
- East Ayrshire JobRotation continues to deliver a pre-employment training course designed to assist unemployed people of all ages to overcome any barriers, raise awareness of employers' expectations and assist with any confidence issues. Advice and guidance services are available to all participants, who can progress to the full JobRotation programme after a period of between 2-6 weeks depending on individual needs.
- In 2010/11, 723 individuals accessed a range of volunteering options, which contributed to increasing employability.

Local Outcome	Indicator/s (noting frequency/type/source)	Baseline at 2006/07	Progress at March 2009	Progress at March 2010	Progress at March 2011 (indicators where available)	'Progress' target/s to 2010/11 (where available)	'End' target/s and timescale/s or direction of travel	Current status
<b>Student retention rates increased and drop out rates reduced</b>	Percentage of students completing courses in further education establishments Annual / Scottish Funding Council	<b>Ayr College:</b> FE: 78%  HE: 75% (2005/06)  <b>Kilmarnock College</b> FE: 80%  HE: 83% (2005/06)	<b>Ayr College:</b> FE:78%  HE: 77% (2006/07)  <b>Kilmarnock College:</b> FE: 75%  HE: 84% (2006/07)  (Students completing programme with a national qualification aim -Note 1)	<b>Ayr College:</b> FE: 83%  HE: 86% (2008/09)  <b>Kilmarnock College:</b> FE:81%  HE:86% (2008/09)  (Students completing programme with a national qualification aim -Note 1)	<b>Ayr College</b> FE: 81%  HE: 85% (2009/10)  <b>Kilmarnock College</b> FE: 80%  HE: 85% (2009/10)  (Students completing programme with a national qualification aim - Note 1)	Increase course completion rates by 2011	Increase course completion rates	✓ ✓  = ✓
	Student retention rates in further education establishments Annual / Scottish Funding Council	<b>Ayr College: Early Student Retention</b> (Note 2) FE/FT: 93%  FE/PT: 94%  HE/FT: 92%  HE/PT: 93% (2005/06)  <b>Student Retention</b> (Note 3) FE/FT: 74%  FE/PT: 88%  HE/FT: 71%  HE/PT: 88% (2005/06)	<b>Ayr College: Early Student Retention</b> (Note 2): FE/FT: 91%  FE/PT: 96%  HE/FT: 89%  HE/PT: 94% (2006/07)  <b>Student Retention</b> (Note 3): FE/FT: 75%  FE/PT: 91%  HE/FT: 74%  HE/PT: 90% (2006/07)	<b>Ayr College: Early Student Retention</b> (Note 2): FE/FT: 96%  FE/PT: 95%  HE/FT: 95%  HE/PT: 92% (2008/09)  <b>Student Retention</b> (Note 3): FE/FT: 82%  FE/PT: 90%  HE/FT: 84%  HE/PT: 93% (2008/09)	<b>Ayr College: Early Student Retention</b> (Note 2): FE/FT: 96%  FE/PT: 96%  HE/FT: 96%  HE/PT: 93% (2009/10)  <b>Student Retention</b> (Note 3): FE/FT: 81%  FE/PT: 87%  HE/FT: 83%  HE/PT: 93% (2009/10)	Increase course retention rates by 2011	Increase course retention rates	✓ ✓ ✓ =  ✓ X ✓ ✓

Local Outcome	Indicator/s (noting frequency/type/source)	Baseline at 2006/07	Progress at March 2009	Progress at March 2010	Progress at March 2011 (indicators where available)	'Progress' target/s to 2010/11 (where available)	'End' target/s and timescale/s or direction of travel	Current status				
<b>Student retention rates increased and drop out rates reduced</b>	Student retention rates in further education establishments Annual / Scottish Funding Council	<b>Kilmarnock College Early Student Retention</b> (Note 2): FE/FT: 86%	<b>Kilmarnock College: Early Student Retention</b> (Note 2): FE/FT: 85%	<b>Kilmarnock College Early Student Retention</b> (Note 2): FE/FT: 86%	<b>Kilmarnock College Early Student Retention</b> (Note 2): <b>FE/FT: 90%</b>	<b>Increase</b> course retention rates by 2011	<b>Increase</b> course retention rates	✓				
		FE/PT: 94%	FE/PT: 97%	FE/PT: 94%	<b>FE/PT: 95%</b>			✓				
		HE/FT: 85%	HE/FT: 89%	HE/FT: 91%	<b>HE/FT: 91%</b>			✓				
		HE/PT: 94% (2005/06)	HE/PT: 94% (2006/07)	HE/PT: 95% (2008/09)	<b>HE/PT: 97%</b> (2009/10)			✓				
		<b>Student Retention</b> (Note 3): FE/FT: 75%	<b>Student Retention:</b> (Note 3): FE/FT: 73%	<b>Student Retention</b> (Note 3): FE/FT: 79%	<b>Student Retention</b> (Note 3): <b>FE/FT: 78%</b>			✓				
		FE/PT: 93%	FE/PT: 88%	FE/PT: 92%	<b>FE/PT: 89%</b>			X				
		HE/FT: 79%	HE/FT: 81%	HE/FT: 84%	<b>HE/FT: 83%</b>			✓				
		HE/PT: 97% (2005/06)	HE/PT: 94% (2006/07)	HE/PT: 97% (2008/09)	<b>HE/PT: 95%</b> (2009/10)			X				
		<b>Key:</b> Improving progress ✓      Maintaining progress =      Improvement required X      Data unavailable O										


**Notes:**

- 1. Students completing programme with a national qualification aim:** This figure is the number of students who finish the year expressed as a percentage of the number of students on programme at the qualifying date (25% of the way through their course).
- 2. Early Student Retention:** The number of students who are still on the programme 25% of the way through expressed as a percentage of the number of students enrolled on the programme.
- 3. Student Retention:** The number of students completing the programme expressed as a percentage of the Early Student Retention.

### **Summary of progress and achievement 2010/11:**

Key performance highlights and success during 2010/11, which will contribute to reflecting increased student retention rates, are summarised below.

- Overall, there has been good progress in respect of students completing courses at Ayr College and Kilmarnock College.
- In respect of student retention rates, the most up to date information available is for 2009/10, which overall reflects good progress for Ayr College and Kilmarnock College.
- Curriculum mapping of all provision in Ayrshire delivered by the three colleges was implemented in 2008/09 and is updated each session.
- The 16+ Learning Choices programme has been implemented, resulting in an increase in the number of positive destinations offered to 16 -19 year olds. 16+ Learning Choices is a national model for ensuring that every young person has an appropriate, relevant, attractive offer of learning made to them, well in advance of their school leaving date. This model will ensure that there are clear, robust processes in place for ensuring that all young people completing compulsory education have an offer of a suitable place in post-16 learning, with a particular focus on providing more choices and more chances for those who need them.
- The most recent figures for 2009/10 in the School Leaver Destinations by Local Authority report reflect that of the 1,357 school leavers, 33.7% young people in East Ayrshire entered full time higher education and 31.7% entered full time further education. This compares with 1,318 school leavers and 30.9% of young people who entered higher education and 33.4% who entered further education in 2008/09. The overall increase of young people entering full time higher and further education from 64.3% in 2008/09 to 65.4% in 2009/10 may be attributed to the shortage of employment opportunities available for young people.

Local Outcome	Indicator/s (noting frequency/type/source)	Baseline at 2006/07	Progress at March 2009	Progress at March 2010	Progress at March 2011 (indicators where available)	'Progress' target/s to 2010/11 (where available)	'End' target/s and timescale/s or direction of travel	Current status
<b>Access to learning opportunities to improve quality of life and well being increased (FSF)</b>	Total number of adult learners assisted with adult literacy (including English for Speakers of other languages [ESOL] learners) and numeracy skills Annual / Community Learning and Development Management Reporting / East Ayrshire Council	1,870 (adults and children)	1,095 adult learners supported in literacy learning, including family literacies and ESOL  The seeming reduction is attributed to a change in how family learning is now calculated due to an increased focus on the parents involved.	1,569 adult learners supported in literacy learning, including family literacies and ESOL	<b>908 adult literacy and numeracy learners participating in learning programmes</b>  Decrease attributed to reduction in programmes funded by the Learning Partnership	<b>Increase</b> in the number of adult learners assisted with adult literacy and numeracy skills by 2011	<b>Increase</b> in the number of adult learners assisted with adult literacy and numeracy skills	<b>X</b> Data comparable from March 2009 onwards
	Percentage of adult literacy learners (Essential Skills Project) achieving intermediary outcomes set in individual learning plans Annual / Community Learning and Development Management Reporting / East Ayrshire Council	Zero	New indicator for 2009/10	87% of adult literacy learners achieving intermediary outcomes set in individual learning plans  Revised figures provided due to ongoing quality checks	<b>87% of adult literacy learners achieving intermediary outcomes set in individual learning plans</b>  Revised figures provided due to ongoing quality checks	<b>60%</b> of adult literacy learners (Essential Skills Learners) achieve intermediary outcomes set in individual learning plans	<b>Increase</b> in the percentage of adult literacy learners achieving outcomes	 Target achieved and exceeded
<b>Key: Improving progress ✓      Maintaining progress =      Improvement required X      Data unavailable O</b>								

## Summary of progress and achievement 2010/11:

Key performance highlights and success during 2010/11, which will contribute to increased access to learning opportunities, are summarised below.

- Increasing attainment in literacy and numeracy skills for people of all ages is a priority, particularly in relation to their importance in building the skills of the existing workforce and improving the employability of those seeking work. Consequently, a range of measures has been implemented in schools, for example:
  - a Profile of Skills has been used as children move from nursery to P1 to assist in the early identification of children aged 3-5 years who require support with literacy skills;
  - staff in all early years establishments have been trained in the use of the early assessment literacies tool;
  - an Alternative to Spelling pack has been produced and is in use in primary schools; and
  - the Closing the Gap Literacy Initiative focused on P7 – S1 has been implemented to support young people with improving their literacy levels during the transition to secondary school.
- A total of 7 projects were initially funded through the Adult Literacy and Numeracy Fund managed by the Partnership, which targeted Family Learning; Workplace Learning; Youth Literacies; Learners with English as a Second Language; Learners with physical and learning difficulties; Health; and Ex-offenders.
- Following a Review of Adult Literacy and Numeracy funding, the Essential Skills Service will be the main provider of adult literacy support across East Ayrshire.
- ESOL (English for speakers of other languages) learning continues to be developed. Although the number of ESOL groups reduced in 2010/11, the number of ESOL learners increased from 143 to 167.
- Community based learning opportunities are building learners' confidence and skills, which is having a positive impact on their personal, work, family and community life. A total of 87% of learners involved in the Essential Skills Service have achieved the intermediary outcomes set in their individual learning plans. Feedback from recent HMIE Inspections confirm that learners are having positive learning experiences and community learning opportunities provided by a range of partners are having an impact on improving and increasing skills.
- Work continues to develop accredited programmes for learning opportunities building on the SCQF (Scottish Credit and Qualifications Framework) levelling undertaken in 2010/11. This will continue to develop progression routes for learners building on their experiences and skills.
- ICT learning opportunities continue to be developed and are well used by the community, with activity in 2010/11 including 2,085 adults participating in drop-in sessions at community facilities; 1,116 individuals enrolling in ICT learning courses; and 185 ECDL (European Computer Driving Licence) tests taken in libraries. Close links between Community Learning and Development and libraries ensures courses are not duplicated and that there is effective joint working in relation to ECDL training and examinations. Work will continue to develop the SCQF level courses for ICT learners.
- There has been an increase in the number of family learning opportunities from 32 to 38 groups. Work with families and the development of parenting programmes will remain a priority for the partnership.
- The number of culture courses in 2010/11 has increased due to the introduction of Gaelic classes offered at different levels for learners. Community Learning and Development supports the Gaelic Learners Forum which is responsible for the annual Gaelic Burns Supper.
- Support to encourage and develop volunteering across East Ayrshire continued to be provided through a series of events held by partners to celebrate the achievements of local volunteers. In addition, a number of training events were delivered to volunteers and voluntary organisations, including organisational capacity building. A total of 664 volunteers were recruited in East Ayrshire during 2010/11, compared to 571 in 2009/10, representing an increase of just over 16%.

- Staff development at an inter-agency level across the Partnership remains a priority, an approach which facilitates information sharing and best practice. A total of 10 Rickter Scale training courses were delivered in 2010/11 to 111 staff from a range of agencies.
- Work to develop community facilities and to maximise their usage has continued during 2010/11. A wide variety of community groups use both Public Private Partnership (PPP) facilities and the North West Area Centre has seen an increase in Centre use on a weekly basis. In Shortlees, two open days have been held to raise the profile of both the Centre and the work of the Community Association. Work with community groups on community ownership of facilities and the development of community trusts has commenced this year and will be an ongoing priority with community groups over future years.

## FAIRER SCOTLAND FUND

A more detailed summary reflecting the investment of the Fairer Scotland Fund (FSF) in tackling poverty, deprivation and employability, and the contribution to the achievement of local outcomes, is provided below.

**Skills Development and Employability Service:** Delivers a range of employability services across East Ayrshire. Individuals are able to access the most appropriate support to meet their needs linked to the opportunities available within the local labour market. The project is located within communities throughout East Ayrshire and delivers support to individuals through unemployment and dependence to sustainable employment and independence. Achievements in 2010/11 include:

- 448 participants (59%) supported to achieve a recognised qualification to date;
- 374 individuals (50%) progressed to employment and 582 people (78%) participated in education or training opportunities; and
- 4 ICT/e-learning facilities supported in Dalmellington, Cumnock (x2) and Kilmarnock. **(Primary link to FSF criteria: Focused action on improving employability as a key means of tackling poverty.)**

**East Ayrshire JobRotation:** Assists small and medium sized enterprises in East Ayrshire by facilitating the training and development of employees. Employees are released for training, which provides 26-week placement opportunities for unemployed East Ayrshire residents. The project tackles unemployment by providing work, training and paid employment for unemployed people within Ayrshire. Achievements in 2010/11 include:

- 49 JobRotation trainees recruited and 209 company beneficiaries released for targeted training/qualifications in line with company development plans and their own individual learning plans; and
- as part of an internal evaluation in March 2011, focus groups were held with trainees on completion of their training and employers who had participated on the scheme to review their experience, with positive feedback received in this regard. **(Primary link to FSF criteria: Focused action on improving employability as a key means of tackling poverty.)**

**East Ayrshire Woodlands:** A social forestry project, which provides training and work experience places (26 weeks) for long-term unemployed adults. The programme incorporates guidance, counselling, certificated vocational training, skills development and includes an aftercare service to assist people to secure employment. Achievements in 2010/11 include:

- 48 participants in the employability programme, with 100% of participants attaining full or partial qualifications in a range of vocational skills;
- 209 qualifications achieved in total, including chainsaw, brush cutting and woodchopper operation and tractor driving (Land Based National Training -

Lantra), and pesticides (National Proficiency Tests Council – NPTC); this equates to over 4 qualifications per individual; and

- 37% of participants completed the programme (18 individuals) and 52% (25 individuals) continue in training in 2011/12. There has been a low early leaver ratio – 10% (5 individuals) and of the 18 who completed the programme, 13 individuals have moved on to employment. **(Primary link to FSF criteria: Focused action on improving employability as a key means of tackling poverty.)**

DRAFT



EAST AYRSHIRE COMMUNITY PLANNING PARTNERSHIP SINGLE OUTCOME AGREEMENT 2008-2011

DRAFT ANNUAL PERFORMANCE REPORT 2010/11: OUTCOME SUMMARY

**National Outcome 4: Our young people are successful learners, confident individuals, effective contributors and responsible citizens.**

**Local Outcomes**

	Progress 2010/11	
<p><b>Educational and skills attainment in schools increased</b></p>	<p>✓ ✓ ✓ ✓</p>	<p><b>Increase/maintain</b> the proportion of schools receiving positive inspection reports</p> <ul style="list-style-type: none"> <li>• Quality Indicator 1.1</li> <li>• Quality Indicator 2.1 (Primary)</li> <li>• Quality Indicator 2.1 (Secondary)</li> <li>• Quality Indicator 5.3</li> </ul>
	<p><b>Not reported</b></p>	<p><b>Improve</b> the percentage of pupils attending publicly funded schools attaining appropriate levels in reading, writing and maths (as measured as part of 5-14 National Assessments and S4 exam results in English and maths)</p> <p><b>Primary:</b></p> <ul style="list-style-type: none"> <li>• Reading</li> <li>• Writing</li> <li>• Maths</li> </ul>

■ denotes Community Planning Partnership Strategic Priority (FSF) denotes linked outcome to the Fairer Scotland Fund

**Local Outcomes**

**Progress 2010/11**

<p><b>Educational and skills attainment in schools increased</b></p>	<p><b>Not reported</b></p>	<p><b>Improvement</b> in the percentage of pupils attending publicly funded schools attaining appropriate levels in reading, writing and maths (as measured as part of 5-14 National Assessments and S4 exam results in English and maths) (continued)</p> <p><b>Secondary:</b></p> <ul style="list-style-type: none"> <li>• Reading</li> <li>• Writing</li> <li>• Maths</li> </ul> <p><b>SCQF3:</b></p> <ul style="list-style-type: none"> <li>• English</li> <li>• Maths</li> </ul>
	<p>✓</p> <p>✓</p>	<p><b>Increase</b> in cumulative attainment of National Qualifications by all pupils in publicly funded secondary schools for S4</p> <p><b>SCQF3:</b></p> <ul style="list-style-type: none"> <li>• (English &amp; Maths)</li> <li>• (5+ awards)</li> <li>• <b>SCQF4:</b> (5+ awards)</li> <li>• <b>SCQF5:</b> (5+ awards)</li> </ul>
	<p>✓</p> <p>✓</p>	<p><b>Increase</b> in cumulative attainment of National Qualifications by all pupils in publicly funded secondary schools for S5 and S6</p> <p><b>SCQF6:</b> (1+ awards):</p> <ul style="list-style-type: none"> <li>• S5</li> <li>• S6</li> </ul>

**Local Outcomes**

Local Outcomes	Progress 2010/11	
<p><b>Educational and skills attainment in schools increased</b></p>	<p>= ✓ = ✓</p>	<p><b>Increase</b> in cumulative attainment of National Qualifications by all pupils in publicly funded secondary schools for S5 and S6 (continued)</p> <p><b>SCQF6:</b> (3+ awards):</p> <ul style="list-style-type: none"> <li>• S5</li> <li>• S6</li> </ul> <p><b>SCQF6:</b> (5+ awards):</p> <ul style="list-style-type: none"> <li>• S5</li> <li>• S6</li> </ul>
<p><b>Educational and skills attainment in schools increased (FSF)</b></p>	<p>✓</p>	<p><b>Reduction</b> in the number of young people in the 'More Choices More Chances' category</p>
<p><b>Educational wider achievements (non-academic achievements) and skills for work/vocational programmes increased as defined by the four capacities of the Curriculum for Excellence (CfE)</b></p>	<p>Not reported</p>	<p>Full range of wider achievements recorded for all pupils aged 3-18 years</p>
	<p>✓</p>	<p><b>Increase</b> in the range of 'skills for work' and vocational programmes for all pupil ability levels aged 14-18 years</p>

■ denotes Community Planning Partnership Strategic Priority (FSF) denotes linked outcome to the Fairer Scotland Fund

Local Outcomes	Progress 2010/11	
<b>Educational wider achievements (non-academic achievements) and skills for work/ vocational programmes increased as defined by the four capacities of the Curriculum for Excellence (CfE)</b>	✓	Opportunities for all learners aged 3-18 years to develop skills in 'enterprise' and 'creativity' formalised in inter-disciplinary curriculum programmes
	= ✓	Pupil absence and exclusion rates <b>in line with</b> our comparator authorities averages <ul style="list-style-type: none"> <li>• Absence Rates</li> <li>• Exclusion Rates</li> </ul>
<b>Participation by young people in community based learning and active citizenship increased (FSF)</b>	✓	<b>Increase</b> in the number of young people actively participating in active citizenship activities
	✓	<b>Increase</b> in the number of young people participating in community based learning opportunities

■ denotes Community Planning Partnership Strategic Priority  
 (FSF) denotes linked outcome to the Fairer Scotland Fund

**National Outcome 4: Our young people are successful learners, confident individuals, effective contributors and responsible citizens.**

**PROGRESS IN IMPROVING THE DELIVERY OF THE NATIONAL OUTCOME**

Community Planning Partners have in place a range of effective structures and operating arrangements to ensure progress against the planned local outcomes and related national outcomes contained within the Single Outcome Agreement. The key drivers for change are summarised below.

**Curriculum for Excellence**

- The Department of Educational and Social Services has co-ordinated support through the Curriculum for Excellence Leadership and Management Board (chaired by the Head of Schools). All young people in East Ayrshire educational establishments are benefiting from the key policy principles in 'The Early Years Framework', 'Getting It Right for Every Child and Community', and 'Curriculum for Excellence'. The leaflets, 'Priorities to Improvement: Education 3-18' for staff and parents and carers set out the headline priorities of each sector involved in delivering a 3-18 curriculum. In addition, key messages have been shared with parents and carers through 'roadshows' illustrating Curriculum for Excellence in practice, which have been held in every learning community.
- Curriculum for Excellence has been taken forward positively in all sectors, as evidenced by the wealth of good practice regularly highlighted, for example in the local and national press, by HMIE, and Learning and Teaching Scotland. Staff have had opportunities to participate in in-service training across sectors and service, and schools from 3-18 have participated in the first phase of development of the National Assessment Resource. All educational establishments have been supported in developing their curriculum structures in line with the principles of a Curriculum for Excellence through curriculum planning events. In session 2010/11, all East Ayrshire educational establishments have implemented Curriculum for Excellence and are preparing for future developments in the programme which will inspire, challenge and provide choice to our young people. The development and introduction of the senior phase will ensure More Choices More Chances and 16+ Learning Choices are full embedded in Curriculum for Excellence.

**Creative Arts**

- The Arts play a key role in raising educational attainment. Curriculum for Excellence emphasises the development of the whole child and the provision of rich and varied experiences, including opportunities to develop creativity and participate in the arts. This is further supported through the role of arts and education and the promotion of a collaborative approach to learning involving artists directly in the learning experiences of pupils. Promoting citizenship, participation and self-respect through arts, and cultural and music opportunities leads to understanding, confidence and ownership. Through a range of arts and cultural opportunities, our young people, in a wholly inclusive way, have experience of the creative process and develop transferable skills such as communication, problem solving and group working.

**Enterprise in Education: Determined to Succeed**

- The Determined to Succeed (DtS) team continues to lead on enterprise in education (3-18) and links with More Choices: More Chances, 16+ Learning Choices and Work Experience programmes, and is integral to the Learning and Teaching agenda through Curriculum for Excellence. It supports the Scottish Government's plans to develop leadership at all levels, while supporting the Skills for Scotland and Economic Strategies. The plan for 2008-11 reflects the Four Strands of Determined to Succeed: Enterprising Teaching and Learning, Entrepreneurial Learning, Work-based Vocational Learning, and Appropriately

Focused Career Education.

- The DtS Team works across all establishments and services, including Sustainable Development, Community Learning and Development and Early Years services. There are close links with colleagues in neighbouring authorities and in other departments of East Ayrshire Council, external consultants and voluntary organisations where appropriate. Much work is done in close co-operation with the Ayrshire Chamber of Commerce while elements of work are undertaken in partnership with the local Further Education Institutions, Skills Development Scotland and Scottish Enterprise.

DRAFT

**PROGRESS AT MARCH 2011 ON LOCAL OUTCOMES**

Local Outcome	Indicator/s (noting frequency/type/source)	Baseline at 2006/07	Progress at March 2009	Progress at March 2010	Progress at March 2011 (indicators where available)	'Progress' target/s to 2010/11 (where available)	'End' target/s and timescale/s or direction of travel	Current status
Educational and skills attainment in schools increased	Proportion of educational establishments receiving positive inspection reports Annual / HM Inspectorate of Education (HMIe)	QI 1.1: 100%  QI 2.1: 92% Primary  QI 2.1: 100% Secondary  QI 5.3: 86%  (QI denotes Quality Indicator)	QI 1.1: 100%  QI 2.1: 100% QI 2.1 is reported as a combined measure for primary and secondary schools  QI 5.3 100%  Additional HMIe QIs QI 5.1; 100% QI 5.9 100%	QI 1.1: 100%  QI 2.1: 100% Primary  QI 2.1: 100% Secondary  QI 5.3: 100%	QI 1.1: 100%  QI 2.1: 100% Primary  QI 2.1: 100% Secondary  QI 5.3: 100%	Increase/maintain the proportion of educational establishments receiving positive inspection reports by 2011	Maintain the proportion of educational establishments receiving positive inspection reports	✓ ✓ ✓ ✓
	Percentage of pupils attending publicly funded schools attaining appropriate levels in reading, writing and maths (as measured as part of 5-14 National Assessments and S4 exam results in English and maths) Annual / SEEMIS Vision Reporting System / Annual Standard Tables and Charts	<b>Primary:</b> Reading: 79%  Writing: 71%  Maths: 83%  <b>Secondary:</b> Reading: 67%  Writing: 50%  Maths: 69%  <b>SCQF3:</b> English: 92%  Maths: 91%	<b>Primary:</b> Reading: 82%  Writing: 75%  Maths: 85%  <b>Secondary:</b> Reading: 71%  Writing: 54%  Maths: 71%  <b>SCQF3:</b> English: 94%  Maths: 94% (September 2009)	Primary: Reading: 84%  Writing: 77%  Maths: 86%  Secondary: Reading: 76%  Writing: 55%  Maths: 72%  SCQF3: English: 93%  Maths: 90% (September 2010)	Primary: Data no longer collected  Secondary: Data no longer collected  SCQF3: English: 94%  Maths: 92% (September 2011)	Improve levels of reading, writing and maths by 2011	Improve levels of reading, writing and maths	Not reported  Not reported  ✓ ✓

Local Outcome	Indicator/s (noting frequency/type/source)	Baseline at 2006/07	Progress at March 2009	Progress at March 2010	Progress at March 2011 (indicators where available)	'Progress' target/s to 2010/11 (where available)	'End' target/s and timescale/s or direction of travel	Current status
Educational and skills attainment in schools increased	Cumulative attainment of National Qualifications by all pupils in publicly funded secondary schools for S4 Annual / SQA dataset update	<b>SCQF3:</b> (English & Maths) 89%; <b>(5+ awards):</b> 89% <b>SCQF4</b> <b>(5+ awards):</b> 73% Revised baseline provided by East Ayrshire Council <b>SCQF5</b> <b>(5+ awards):</b> 28% Revised baseline provided by East Ayrshire Council	<b>SCQF3:</b> (English & Maths) 92% <b>(5+ awards):</b> 90% <b>SCQF4</b> <b>(5+ awards):</b> 75% <b>SCQF5</b> <b>(5+ awards):</b> 32% (September 2009)	<b>SCQF 3:</b> (English & Maths) 88% <b>(5+ awards):</b> 89% <b>SCQF 4</b> <b>(5+ awards):</b> 71% <b>SCQF 5</b> <b>(5+ awards):</b> 29% (September 2010)	<b>SCQF 3:</b> (English & Maths) 90% <b>(5+ awards):</b> 90% <b>SCQF 4</b> <b>(5+ awards):</b> 74% <b>SCQF 5</b> <b>(5+ awards):</b> 33% (September 2011)	Increase cumulative attainment of S4 pupils by 2011	Increase cumulative attainment of S4 pupils	✓ ✓ ✓ ✓
	Cumulative attainment of National Qualifications by all pupils in publicly funded secondary schools for S5 and S6 Annual / SQA dataset update	<b>SCQF6:</b> <b>(1+ awards):</b> S5: 36%; S6: 37% <b>(3+ awards):</b> S5: 19%; S6: 25% <b>(5+ awards):</b> S5: 8%; S6: 16% Revised baseline provided by East Ayrshire Council	<b>SCQF6:</b> <b>(1+ awards):</b> S5: 35%; S6: 40% <b>(3+ awards):</b> S5: 20%; S6: 26% <b>(5+ awards):</b> S5: 8%; S6: 18% (September 2009)	<b>SCQF 6:</b> <b>(1+ awards):</b> S5: 41%; S6: 43% <b>(3+ awards):</b> S5: 22%; S6: 29% <b>(5+ awards):</b> S5: 9%; S6: 19% (September 2010)	<b>SCQF 6:</b> <b>(1+ awards):</b> S5: 38%; S6: 47% <b>(3+ awards):</b> S5: 19%; S6: 33% <b>(5+ awards):</b> S5: 8%; S6: 21% (September 2011)	Increase cumulative attainment of S5 and S6 pupils by 2011	Increase cumulative attainment of S5 and S6 pupils	✓ ✓ = ✓ = ✓

■ denotes Community Planning Partnership Strategic Priority

Local Outcome	Indicator/s (noting frequency/type/source)	Baseline at 2006/07	Progress at March 2009	Progress at March 2010	Progress at March 2011 (indicators where available)	'Progress' target/s to 2010/11 (where available)	'End' target/s and timescale/s or direction of travel	Current status
<b>Educational and skills attainment in schools increased (FSF)</b>	Number of young people in the 'More Choices, More Chances' category Annual / Scottish Government	880 (13.9%) not in education, employment or training (November 2005) Revised baseline provided by Scottish Government	770 (11.9%) not in education, employment or training (2008) Revised figures provided by Scottish Government due to ongoing data quality checks.	830 (12.9%) not in education, employment or training (2009) Revised figures provided by Scottish Government due to ongoing data quality checks.	<b>760 (12.0%) not in education, employment or training (2010)</b>	<b>Reduction</b> in the number of young people in the MC/MC category by 2011	<b>Reduction</b> in the number of young people in the MC/MC category	✓
<b>Key:</b> Improving progress ✓      Maintaining progress =      Improvement required X      Data unavailable O								

■ denotes Community Planning Partnership Strategic Priority; (FSF) denotes linked outcome to the Fairer Scotland Fund

### Summary of progress and achievement in 2010/11:

A number of benefits and changes in outcome terms to the quality of young people's lives and opportunities indicate progress towards achievement of the local outcome. Key performance highlights and success during 2010/11, which will contribute to increasing educational and skills attainment in schools, are summarised below.

- Early Level Literacy Assessment Tool:** Increasing attainment in literacy and numeracy skills for people of all ages continues to be a priority. Consequently, a range of measures has been implemented in schools, for example, the Profile of Skills has been used as children move from nursery to P1 to assist in the early identification of children aged 3-5 years who require support with literacy skills; staff in all early years establishments have been trained in the use of the early assessment literacies tool; an Alternative to Spelling pack has been produced and is in use in primary schools; and the Closing the Gap Literacy Initiative focused on P7 – S1 has been implemented to support young people with improving their literacy levels during the transition to secondary school.
- Authority Curriculum for Excellence (CfE) Working Groups:** The CfE Literacy and Numeracy Groups have identified and disseminated good practice using GLOW, the national intranet for schools. A Continuing Professional Development (CPD) support pack is being developed to support numeracy across the curriculum by the CfE Numeracy group. Learning and Teaching materials for the Future Learning and Teaching project have been made available to all staff via GLOW and schools are delivering multi-faceted inter-disciplinary learning experiences incorporating literacy and numeracy outcomes.
- Staff training:** Almost all schools are participating in CPD for teacher learning communities, which promotes the integration of formative assessment techniques. An additional 80 staff have been trained in critical skills this session, with over 45% of all staff trained to date.
- More Choices More Chances:** The introduction of the Curriculum for Excellence has allowed schools to improve the support that they provide to the young people in the More Choices More Chances category, including Looked After and Accommodated Children in danger of exclusion from employment,

education or training. Vulnerable young people are able to participate in a more flexible curriculum and access a range of opportunities offered by partners, including local Colleges and voluntary organisations. These organisations are able to provide specialist support, which assists to keep young people engaged in learning. In addition, all secondary and special schools have established 16+ Learning Choices Teams, which are focused on ensuring that all young people are offered the opportunity to continue in learning post 16. In relation to Looked After and Accommodated children, a range of mentoring, advocacy and support services have been put in place by Partners, including voluntary organisations such as Youth Advocacy East Ayrshire and Who Cares?, Scotland, to help support these young people with attainment in school and with moving on to positive destinations thereafter, including 100 Looked After and Accommodated young people supported with Scottish Qualification Authority (SQA) attainment and 75 young people supported by a youth advocate.

DRAFT

Local Outcome	Indicator/s (noting frequency/type/source)	Baseline at 2006/07	Progress at March 2009	Progress at March 2010	Progress at March 2011 (indicators where available)	'Progress' target/s to 2010/11 (where available)	'End' target/s and timescale/s or direction of travel	Current status
Educational wider achievements (non-academic achievements) and skills for work/ vocational programmes increased as defined by the four capacities of the Curriculum for Excellence (CfE)	Full range of wider achievements recorded for all pupils aged 3-18 years Annual review by QIOs of number and quality of pupil 'Records of Achievements' in establishments	Baseline data not previously available; <i>Accreditation of Achievement</i> policy is currently being developed.	Accreditation of Achievement Policy still being developed – anticipated January 2010.	Accreditation of Achievement policy to be developed. It is anticipated that national advice will be released in December 2010, which will assure that local developments are fully aligned.	Following the production of National Guidance in December 2010 three secondary and six primary schools are piloting the use of Electronic Profiles to record pupil achievement. This will be rolled out to all schools by the end of 2011.	100% of establishments record pupil success in achievement by 2011	100% of establishments record pupil success in achievement	Not reported
	Range of 'skills for work' and vocational programmes for all pupil ability levels aged 14-18 years Annual analysis with designated QIOs, school vocational coordinators and appropriate College representatives of pupil uptake in 'skills for work' and vocational programmes	724 pupils attending college representing 14% of the S3 to S6 cohort	735 pupils attending college representing 15% of the S3 to S6 cohort (2007/08)	1,032 pupils attending college representing 22% of the S3 to S6 cohort	937 pupils attending college representing 20% of the S3 to S6 cohort	Increase – minimum of 20% of the 14-18 years cohort take part in certificated skills for work and vocational programmes by 2011	Increase – minimum of 20% of the 14-18 years cohort take part in certificated skills for work and vocational programmes by 2011	✓
<b>Key:</b> Improving progress ✓      Maintaining progress =      Improvement required X      Data unavailable O								

■ denotes Community Planning Partnership Strategic Priority

Local Outcome	Indicator/s (noting frequency/type/source)	Baseline at 2006/07	Progress at March 2009	Progress at March 2010	Progress at March 2011 (indicators where available)	'Progress' target/s to 2010/11 (where available)	'End' target/s and timescale/s or direction of travel	Current status
Educational wider achievements (non-academic achievements) and skills for work/ vocational programmes increased as defined by the four capacities of the Curriculum for Excellence (CfE)	Opportunities for all learners aged 3-18 years to develop skills in 'enterprise' and 'creativity' formalised in inter-disciplinary curriculum programmes Annual review led by QIOs and Head of Schools, with Head Teachers on curricular programmes and curriculum modelling	Baseline data not available – a method for capturing this data to be developed.	Methodology being progressed.	Determined to Succeed programme now offering skills, creativity and enterprise programmes to 100% of pupils.	Inter-disciplinary learning is a key feature of a Curriculum for Excellence and all schools are now delivering a range of experiences to learners aged 3-18 years.	100% of pupils aged 3-18 have an entitlement to curricular programmes which have a focus on creativity and enterprise for at least 5 days per session	100% of pupils aged 3-18 have an entitlement to curricular programmes which have a focus on creativity and enterprise for at least 5 days per session	✓
	Pupil absence and exclusion rates Annual / SEEMIS returns	<b>Absence Rates:</b> 6.9%, (second highest in comparator group) Revised baseline from 8.5% to 6.9% provided by East Ayrshire Council due to ongoing quality checks. <b>Exclusion Rates:</b> 69 per 1,000 pupils, (second lowest in comparator group)	<b>Absence Rates:</b> 7.0% (third highest in comparator group) <b>Exclusion Rates:</b> 52 per 1,000 pupils (second lowest in comparator group) (June 2009)	<b>Absence Rates:</b> 7.1% (second highest in comparator group) <b>Exclusion Rates:</b> 46 per 1,000 pupils (second lowest in comparator group) (June 2010)	<b>Absence Rates:</b> 7.1% (comparator group statistics anticipated in December 2011) <b>Exclusion Rates:</b> 44 per 1,000 pupils (comparator group statistics anticipated in December 2011) (June 2011)	Pupils' absence rate <b>in line with</b> our comparator authorities by 2011  Pupils' exclusion rate <b>in line with</b> our comparator averages by 2011	Pupils' absence rate <b>in line with</b> our comparator authorities by 2011  Pupils' exclusion rates <b>in line with</b> our comparator averages by 2011	=  ✓
<b>Key:</b> Improving progress ✓      Maintaining progress =      Improvement required X      Data unavailable O								

■ denotes Community Planning Partnership Strategic Priority

## Summary of progress and achievement in 2010/11:

Key performance highlights and success during 2010/11, which will contribute to increasing educational wider achievement and skills for work vocational programmes, are summarised below.

### Active Schools

- The Active Schools service increases opportunities for young people to be involved in sport and physical activity within schools. In 2010/11, children and young people participated in a range of opportunities, including all P5 pupils (1,237) who participated in the Ready Steady Bike Programme; 400 P5 pupils who participated in Level 1 Golf Training; 100 P5, 6 and 7 pupils who participated in Kwick Cricket coaching; 9 Primary Schools who participated in the McDonalds Football Programme; 80 pupils who participated in the Basketball Festival; 130 pupils who participated in the Netball Festival; 100 children who participated in a Primary Rocketball Festival; 60 pupils with Additional Support Needs who participated in a Boccia Festival; and 600 pupils who participated in a range of athletic events.
- In relation to increasing participation of 'hardest to reach' groups, Active Schools co-ordinated and supported Community Sport Leadership programmes for senior pupils, particularly those 'hardest to reach' pupils, and sport and physical activity placement opportunities for secondary students on part-time timetables (vocational course students) and Duke of Edinburgh Award students. Participation of More Choices: More Chances students in sports coaching and volunteer opportunities assisted them to progress to positive destinations. Active Schools is a key partner in developing the 'Dance Fit' programme, which provides alcohol and substance misuse education via the cultural medium of dance to all secondary schools. Eleven new physical activity assistant posts have been created within the Active Schools Team to support the delivery of sport and physical activity opportunities for all school aged young people. The posts have been established in partnership with the Future Jobs Fund, targeting long term unemployed young people aged 18-24 years.

### GLOW Developments

- Following the employment of a GLOW Development Officer in April 2010, the number of mentors, users and sites on GLOW within East Ayrshire has increased. GLOW is now a key tool used in many of our establishments to promote learning both in and out of schools in respect, for example, of Curriculum for Excellence and Literacy.

**Creative Art:** The Arts play a key role in raising educational achievement and Curriculum for Excellence emphasises the development of the whole child and the provision of rich and varied experiences, including opportunities to develop creativity and participate in the Arts.

- The partnership with the Royal Scottish Academy of Music and Drama (RSAMD) was developed to include the Whole Class Figurenotes String Project in Greenmill PS involving 184 P1 – P4 pupils. The Music at the Brewhouse partnership involved over 2,000 pupils from schools across the authority in the Love Music Festival. Visible Fictions facilitated a national pilot project supported by Learning and Teaching Scotland in Cumnock Academy. The work with Scottish Opera this year expanded to include the Connect Programme for aspiring young singers and orchestral musicians. Drake Music Scotland continued to support the creative music experiences for young people attending Special Educational Needs (SEN) establishments.
- East Ayrshire remains at the forefront of musical achievement in Scotland. For an unprecedented sixth consecutive year, East Ayrshire has been recognised by the National Music Council of Great Britain and this year was awarded the prestigious Major Trophy recognising an outstanding commitment to music education provision. The National Music Council Local Education Authority Music Awards Scheme is co-ordinated with the assistance of the Convention of Scottish Local Authorities and the Federation of Music Services. Particular comment was made of the wide range of performance opportunities for young people, the excellent CPD activities supporting curricular development and the extensive range of partnerships with national companies. The report concluded: "The submission from East Ayrshire was a model of good practice in the provision of interesting and imaginative programmes ... a most impressive application from a most impressive authority".

Local Outcome	Indicator/s (noting frequency/type/source)	Baseline at 2006/07	Progress at March 2009	Progress at March 2010	Progress at March 2011 (indicators where available)	'Progress' target/s to 2010/11 (where available)	'End' target/s and timescale/s or direction of travel	Current status
<b>Participation by young people in community based learning and active citizenship increased (FSF)</b>	Number of young people actively participating in active citizenship activities Annual / Community Learning and Development Management Reporting / East Ayrshire Council	66	203	511	224	Increase in the number of young people participating in active citizenship activities by 2011	Increase in the number of young people participating in active citizenship activities	✓
	Number of young people participating in flexible community based learning opportunities Annual / Community Learning and Development Management Reporting / East Ayrshire Council	265 (2006)	380	367	380	Increase in the number of young people participating in community based learning opportunities	Increase in the number of young people participating in community based learning opportunities	✓
<b>Key:</b> Improving progress ✓      Maintaining progress =      Improvement required X      Data unavailable O								

(FSF) denotes linked outcome to the Fairer Scotland Fund

### Summary of progress and achievement in 2010/11:

Key performance highlights and success during 2010/11, which will contribute to increasing community based learning and active citizenship, are summarised below.

- A total of 276 young people participated in youth literacy skills programmes through the Essential Skills Service, an increase of 26 young people from the previous year.
- Three new Members of the Scottish Youth Parliament (MSYP) for East Ayrshire were elected in March 2011, taking up their role in June 2011. The MSYP

Elections which were held across East Ayrshire saw 2,761 young people voting, an increase of 648 from the previous elections held two years ago. As part of the process, the Dialogue Youth team raised the profile of elections with young people in all the secondary schools in East Ayrshire, local colleges, local youth groups and voluntary organisations and at a public event in Kilmarnock town centre.

- 46 young people attended the East Ayrshire Children and Young People's Representative Forum and the four area Youth Forums during 2010/11.
- 3,027 young people were actively involved in 13 consultation events on issues that impact on young people such as East Ayrshire Council Budget Consultation process, NHS Oral Health Survey, Scottish Youth Parliament manifesto 'Picture the Change', a sexual health leaflet and the draft Integrated Urban Development Plan for Kilmarnock.
- 53 young people attended the annual Youth Conference which focused on Internet Safety, which linked to the Child Protection Action Plan. Young people designed a poster on Internet Safety, which will be issued to all educational establishments, youth groups and colleges in the new session.
- 58 youth achievement programmes were delivered to 806 young people, including Duke of Edinburgh Award, Fire Reach programmes and Prince's Trust programmes. Although there has been a reduction in the number of groups, the number of young people participating in these programmes has increased.
- 39 young people were actively involved in sports leadership programmes.
- 175 Millennium Volunteer Awards were presented to young people: 37 for 200 hours voluntary work undertaken, 59 for 100 voluntary hours and 79 for 50 hours of voluntary work; and 22 events were held by partners to recognise young people's achievements.

Our Promoting Lifelong Learning Partners continue to develop work with young people and evidence shows that young people are:

- increasingly taking an active role in issues that impact them as evidenced through the level of participation in consultation events held in 2010/11 and the number of young people voting for the new Members of the Scottish Youth Parliament; and their views on, for example the East Ayrshire Council budget process and issues covered in the Children and Young People's Representative Forum, are being listened to and progressed, where appropriate;
- developing skills and confidence, and gaining nationally recognised qualifications through youth achievement programmes which offer alternative learning programmes;
- being recognised for their achievements and voluntary work; and
- engaging in structures such as the Children and Young People's Representative Forum, local youth forums, student councils and the Scottish Youth Parliament to try and influence change on issues of importance to them.

## FAIRER SCOTLAND FUND

A more detailed summary reflecting the investment of the Fairer Scotland Fund (FSF) in tackling poverty and deprivation, increasing active citizenship by young people and the achievement of local outcomes is provided below.

**yipworld.com:** Provides a wide range of traditional and technology based youth work services to children and young people. The project delivers dynamic and innovative methods of engaging with young people within the project base and through the purpose designed 'TARDIS' mobile satellite internet resource that visits outlying communities within the south of East Ayrshire, providing learning and recreational opportunities for individuals unable to access the Cumnock base. The initiative delivers outreach work in schools and information/advice/referrals services via a detached streetwork service. The project has accreditation with the Scottish Qualifications Authority and the British Computer Society as well as Skills Development Scotland branding and Individual Learning Account accreditation through its sub-company 'Global training'. Achievements in 2010/11 include:

- over 2,000 young people aged 8-25 years accessed the Junior and Senior drop-in service diversionary activities;
- 13 young people participated in volunteering opportunities within yipworld.com and Ryan McCann, a volunteer with yipworld.com, secured the Cumnock Young Citizen of the Year Award;
- continuation of the TARDIS mobile resource, which provides a service in disadvantaged rural communities, specifically Catrine, Drongan, Auchinleck and New Cumnock and around Cumnock. Young People were provided with information, advice, education and recreation programmes;
- 139 young people accessed after school and out of school care activities. The project re-introduced the Homework Club within this service which has proved extremely popular with both young people and parents; and the Out of School Care Service received a grading of excellent and very good from the Care Commission;
- provision of one to one support for children with special educational needs and 'at risk' or looked after and accommodated children within the out of school care service and junior drop in service;
- with partners, delivery of a safety education programme and Fire Reach Programme and targeted work to address social issues such as drug/alcohol misuse and domestic violence; and ongoing delivery of issue-based health workshops on a range of topics, including smoking cessation, sexual health, cancer awareness, and diet and exercise available to all service users. Approximately 200 young people accessed specific health initiatives within the project, including the sexual health service CHAT clinic;
- an Inspiring Scotland culture and education programme delivered across 9 secondary schools in East Ayrshire, with 417 young people participating in the 2010/11 academic year; and the 'Accolades' evening at Lochside House Hotel provided more than 100 secondary school pupils from across the nine secondary schools with certificates of achievement from the yipworld.com Inspiring Scotland 14:19 programme;
- ten trainees completed the Men Into Childcare programme, all of whom recorded positive destinations; and
- the Training Terminal opened in January 2011 and provided more than 600 people with assistance in job search; providing training in accredited qualifications and secured 25 people in sustainable employment. **(Primary link to FSF criteria: A clear focus on investment to address the causes of poverty, not its symptoms; and Empowering communities and individuals to influence and inform the decisions made by Community Planning Partnerships.)**

**Dalmellington Youth Centre (The Zone):** A dedicated training and youth facility offering a range of services such as youth information, Information Communication Technology (ICT), teen-care, formal/informal youth activities, health promotion and training opportunities, including Scottish Vocational Qualifications (SVQs). The Centre is the only Microsoft Academy IT Satellite Centre in Ayrshire and has Scottish Qualifications Authority (SQA) status, Individual Learning Account accreditation and Learndirect Scotland branding. Achievements in 2010/11 include:

- 187 children accessed the Zone's Out of School and Teen Care facilities and participated in a range of activities, including healthy eating programmes and homework clubs;
- a total of 900 young people aged 11-24 years accessed The Zone Youth Group, with regular attendances of 25 young people at the evening sessions which operate every week night from 7.00 pm until 9.30 pm;
- 175 young people accessed community based learning opportunities;
- over 40 young people participated in the 'Youth on the Move' creative literacy programme, a service which aims to reach young people aged 14-19 years who are habitual truants, have very low attainment, or are not in education, employment or training. These young people also participated in a range of awards, including the John Muir Awards;
- 65 people with no previous qualification supported to gain a qualification and 115 people who had existing qualifications supported to achieve a higher level of qualification;
- the Future Jobs Fund Scheme delivered employment, up skilling and training opportunities to 150 young people aged 18-25 years, of which 47% progressed to a positive destination; and
- the GO-PLAY team, which was a finalist in the Community Planning Partnership Awards and the Project Manager won the Youthlink agencies and partnership of the year award. **(Primary link to FSF criteria: A clear focus on investment to address the causes of poverty, not its symptoms; and Empowering communities and individuals to influence and inform the decisions made by Community Planning Partnerships.)**

**Youth Outreach:** Makes a positive impact on the lives of young people across East Ayrshire through the delivery of streetwork based youth work, engaging with some of the hardest to reach young people in our communities. In addition, the project links to the Council's structures for youth engagement by supporting young people's involvement in local youth forums and the Council wide Children and Young People's Forum. Achievements in 2010/11 include:

- 3,878 streetwork contacts with young people across the authority area and 586 young people supported to participate in youth achievement awards;
- 4 local youth forums supported, namely Northern Area Youth Forum, Central South Youth Forum, Central North Youth Forum and Southern Youth Forum, and their participation in the wider East Ayrshire Children and Young People's Representative Forum; and 121 local young people participated in these initiatives; and
- young people from across East Ayrshire supported to achieve a total of 146 full East Ayrshire Youth Awards which involved over 4,500 hours of activity, including volunteering hours and learning new skills. **(Primary link to FSF criteria: Empowering communities and individuals to influence and inform the decisions made by Community Planning Partnerships.)**

**More Choices More Chances (MCMC):** Provides a programme of support, which focuses on young people in East Ayrshire in the 14-19 years age group who are not in education, employment or training. Programme activity includes support for chronic school truants; enhanced work-related experience; enhanced 'winter leavers' programme for school pupils; and support to prevent drop outs from tertiary education and improve confidence in young people. Achievements in 2010/11 include:

- 150 S3 and S4 pupils participated in Prince's Trust 'XL' programmes and a further 45 young people participated in Prince's Trust Team projects; 80% of 'Team' programme participants moved on to positive destinations;
- 150 pupils across 6 secondary schools participated in the Careers Scotland 'Active 8' project;
- 350 S3 and S5 pupils participated in a one week programme of leadership and personal development in partnership with Kilmarnock College Leadership Academy;
- 600 young people attended schools link programmes at Ayr and Kilmarnock Colleges, achieving a range of awards from SCQF Level 3 to 7;
- 100 looked after and accommodated (LAAC) young people targeted for support with their Scottish Qualifications Authority (SQA) examinations;

- 24 school non-attenders participated in a personal development programme through Alternative Curriculum Provision, of which 70% moved on to positive destinations;
- 16 young people participated in a Transitional Support Worker run summer programme, with 90% returning to school or progressing to another positive destination;
- 64 S2 pupils participated in a 6 week programme in partnership with Kilmarnock Football Club aimed at improving participation in school through improved health and wellbeing;
- 60 S5 and S6 pupils participated in volunteering programmes supported by the Volunteer Centre;
- 64 looked after children met with a Youth Advocate and were offered support through a mentoring relationship;
- John Muir awards and SVQs in childcare delivered to a range of school pupils and young people from Dalmellington and the surrounding area, in partnership with Dalmellington Youth Centre (The Zone);
- 16 young people participated in a 6 week Impact Arts environmental project in Drongan to improve their community;
- through Action for Children, 12 young people participated in a construction training programme, leading to 6 months employment; and 8 young people took part in a Challenge project, leading to opportunities in college and training;
- 8 young people with additional support needs from our special schools participated in a programme of work experience and training in partnership with Hansel Village; and
- a range of pupils across primary and secondary schools benefited from additional support through schools projects. **(Primary link to FSF criteria: A clear focus on investment to address the causes of poverty, not its symptoms; and Focused action on improving employability as a key means of tackling poverty.)**

**National Outcome 5: Our children have the best start in life and are ready to succeed.**

**Local Outcomes**

	Progress 2010/11	
<b>Development of early education and childcare services to support children and families promoted (FSF)</b>	Not reported	<b>Increase</b> in percentage of early education and childcare services managers with qualifications at degree level
	✓ ✓	<b>Sustain</b> integrated package of health, early education and care for vulnerable children aged 0-3 years (children's assessed needs are met) <ul style="list-style-type: none"> <li>• Local authority nursery and family centres</li> <li>• Day care places</li> </ul>
<b>Healthy lifestyles for children and young people promoted (FSF)</b>	✓	<b>Increase</b> in percentage (by 3.5% annually) of children aged 5 years (Primary 1) with no sign of dental disease
	✓	<b>Increase</b> of dental registration in the 3-5 age group
	✓	<b>Achieve</b> completion rates for child healthy weight intervention programme
	✓	<b>Reduction</b> in percentage of obese children in Primary 1

■ denotes Community Planning Partnership Strategic Priority  
 (FSF) denotes linked outcome to the Fairer Scotland Fund

**Local Outcomes**

	Progress 2010/11	
<b>Healthy lifestyles for children and young people promoted (FSF)</b>	<b>X</b>	<b>Sustained increase</b> (of 2% per year and 4% per year in deprived areas) in the proportion of new-born children exclusively breast fed at 6-8 weeks
	<b>O</b>	<b>Incremental reduction</b> in the number of young people aged 13-15 years drinking alcohol at least once per week

■ denotes Community Planning Partnership Strategic Priority  
 (FSF) denotes linked outcome to the Fairer Scotland Fund

DRAFT

**National Outcome 5: Our children have the best start in life and are ready to succeed.**

**PROGRESS IN IMPROVING THE DELIVERY OF THE NATIONAL OUTCOME**

Community Planning Partners continue to have in place a range of structures and operating arrangements to ensure progress against the planned local outcomes and related national outcomes contained within the Single Outcome Agreement. The key drivers for change are summarised below.

**Community Health Partnership**

- The Community Health Partnership (CHP) is fully integrated within the Community Planning framework with the Community Plan Improving Health and Wellbeing Action Plan acting as the CHP Action Plan. The Officer Locality Groups report on a regular basis to the full CHP Committee. The Officer Locality Group for Children and Young People provides the key operational planning structure for integrated children's services in East Ayrshire and over the last year has focused on a range of specific work streams, namely:
  - Early Years Early Intervention (including pre birth to 12 years);
  - GIRFEC (Getting It Right For Every Child-for assessment and integrated working);
  - Children's Health;
  - Corporate Parenting;
  - Alcohol and Drugs; and
  - Improving Health and Reducing Inequalities.
- The CHP has been the driver for delivering a range of new and dynamic programmes, which has made a positive difference to the health and wellbeing of our children and young people and includes the Parenting Support Action Plan, with continued roll out of the evidence based Solihull Approach and completion of the Train the Trainers Programme; the commissioning of the Young Persons' Alcohol Support service from Barnardos; a Corporate Parenting Action Plan, including the targeted provision of leisure services for looked after and accommodated children and young people; and the development of a Health Promoting Children's Houses Framework. In addition, the Youth Forums and COGS (Continuous Opportunities for Gathering and Sharing) process have become effective tools for the ongoing consultation and engagement of our children and young people.

**Early Years Education**

- **Parenting Support:** The Solihull three year training programme is currently being rolled out. Its aim is to improve opportunities 'to build the capacity of individuals, families and communities to secure the best outcomes for children and young people which reflect the universal and targeted approaches', and is founded on the principles of early intervention to ensure that every child gets the best start in life. The outcomes for the programme are:
  - increased positive parenting skills across the East Ayrshire area;
  - strengthened levels of community contact and support for families; and
  - improved joint working between and across agencies.

- **Review of 0-3 Services:** A review of 0-3 services provided by the Council has been implemented. It was set within the context of the key national policy development Early Years Framework and the key delivery tool 'Getting it Right for Every Child', and sought to better integrate and streamline the assessment, planning and review arrangements for very young children. It also recognised the key tenet of the Early Years Framework of providing better support for parents. Revised procedures have been developed for access to 0-3 services, which are set within the context of increasing demand for services for vulnerable children under 3 years and their families and the need to ensure that resources are allocated appropriately, proportionately and timely.
- **Managers/lead practitioners:** Support continues to be provided to managers/lead practitioners to gain the required number of qualification credits to allow them to progress to degree level SCQF (Scottish Credit and Qualification Framework) Level 9.
- **Childcare Information:** The Early Years Framework identifies the development of Childcare Information Services into Family Information Services as a long term aim. The pan Ayrshire Childcare and Recreation Information Service (CARIS) has been developing its family support information section since 2006 and now receives over 500 hits per month.

### **Health and Wellbeing of our Children**

- A key driver for improving the health and wellbeing of children and young people in East Ayrshire continues to be the Children and Young People's Service Plan, which acknowledges that health is determined by a number of factors, including both lifestyle and life circumstances. Children and young people in East Ayrshire can have very different family backgrounds and their needs vary greatly from those who can be supported by universal services to those with additional and intensive support needs.
- Community Planning Partners recognise that the best outcomes for children's health and wellbeing in East Ayrshire can only be achieved through partnership working. The multi-disciplinary, partnership approach taken forward through the CHP within the context of Community Planning provides an excellent platform for collaborative gain; however, a key challenge will be a move towards effectively sharing resources and redesigning services to ensure maximum impact.

**PROGRESS AT MARCH 2011 ON LOCAL OUTCOMES**

Local Outcome	Indicator/s (noting frequency/type/source)	Baseline at 2006/07	Progress at March 2009	Progress at March 2010	Progress at March 2011 (indicators where available)	'Progress' target/s to 2010/11 (where available)	'End' target/s and timescale/s or direction of travel	Current status
Development of early education and childcare services to support children and families promoted (FSF)	Percentage early education and childcare services managers with qualifications at degree level Annual / Early Education and Childcare Workforce Audit	48% of managers qualified to degree level (2008)	New indicator for 2009/10	53% of managers qualified to degree level	<b>Data not comparable due to variation in registration requirements</b>	<b>Increase – 52%</b> of early education and childcare services managers will have degree level qualifications by 2011	<b>Increase – 52%</b> of early education and childcare services managers will have degree level qualifications by 2011	<b>Not reported</b>  Target achieved in 2009/10
	Integrated package of health, early education and care for vulnerable children aged 0-3 years (children's assessed needs are met) 3 times per year / Early Education and Childcare Admissions Census	102 FTE places for children aged 0-3 years in local authority nursery and family centres  30 places with Day Carers	102 FTE places – 209 children 0-3 years in local authority nursery and family centres  37 children 0-3 years accessed places with 28 Day Carers	102 FTE places  199 children 0-3 years in local authority nursery and family centres  46 children 0-3 years accessed places with 30 Day Carers	<b>102 FTE places</b>  131 children 0-3 years in local authority nursery and family centres  <b>41 children 0-3 years</b> accessed places with <b>24 Day Carers</b>	<b>Sustain</b> 102 FTE full day care places for 0-3 years in local authority nursery and family centres across East Ayrshire by 2011 – revised target  <b>Sustain</b> 30 places with 30 day carers during 2008-11	<b>Sustain</b> day care places in local authority nursery and family centres across East Ayrshire	✓  ✓
<b>Key: Improving progress ✓      Maintaining progress =      Improvement required X      Data unavailable O</b>								

■ denotes Community Planning Partnership Strategic Priority; (FSF) denotes linked outcome to the Fairer Scotland Fund

## Summary of progress and achievement in 2010/11:

Key performance highlights and success during 2010/11, which will contribute to improved early years education, are summarised below.

- Audits of Early Education and Childcare Staff qualifications undertaken annually (11% of managers/lead practitioners hold qualifications at SCQF [Scottish Credit Qualification Framework] Level 9 and 89% managers/lead practitioners are working towards a qualification at SCQF Level 9); and in house training developed and delivered to standardise practitioners' qualifications at SCQF Level 8 in readiness for progressing to Level 9.
- A total of 91 practitioners across education, social work and health have been trained in the Solihull Approach at March 2011; and 50 of these practitioners have also been trained to use the Rickter Scale to assess and evaluate the impact of the Solihull Approach in their work with parents. In addition, work has focused on the development of a group of trained trainers and the delivery of training on a multi-agency basis. Currently, there are 16 trained trainers in the Solihull Approach (7 in education; 6 in social work and 3 in health).
- Three audits of need and demand for childcare were completed.
- Business support information (including roles and responsibilities) and/or direct business support and/or support for quality improvement was provided to:
  - 8 Out of School care providers
  - 1 Full Daycare provider
  - 10 Pre-school education partners
  - 4 sessional childcare services.
- A total of 6,322 pan Ayrshire hits were recorded on Parenting and Family Support Information on the Childcare and Recreation Information Service (CARIS) website.
- Childcare and Recreation Information Service marketed to families and practitioners, as follows:
  - Pan Ayrshire Childminding event
  - National Playday event
  - International Women's Day
  - UWS (University of the West of Scotland) Information Day
  - National Childbirth Trust event
  - NHS Smoke Free Homes and Cars event
  - Distribution of calendars to early years establishments and public offices.
- Evidence from the Out of School care sector indicates a reduction in uptake of places. which may reflect local employment/economic issues; and some services also report difficulties in recruiting and maintaining management board/committee members, which can affect the sustainability and stability of services.

Local Outcome	Indicator/s (noting frequency/type/source)	Baseline at 2006/07	Progress at March 2009	Progress at March 2010	Progress at March 2011 (indicators where available)	'Progress' target/s to 2010/11 (where available)	'End' target/s and timescale/s or direction of travel	Current status
Healthy lifestyles for children and young people promoted (FSF)	Percentage of children aged 5 years (P1) with no sign of dental disease Every 2 years / NHS Ayrshire and Arran – Analysis of Detailed National Dental Inspection Programme data	45.8% (2006)	61.3% (2008)	Update not available beyond 2008  Survey data for 2009/10 will be issued to NHS Ayrshire and Arran for analysis by March 2011.	64.1% (2009/10)	Increase – 3.5% annual increase in percentage of children aged 5 years with no sign of dental disease by 2010 (NHS Ayrshire and Arran 2005 Local Strategic Implementation Plan)	Increase – 60% of 5 year olds (P1) will have no sign of dental disease by 2010 (NHS Ayrshire and Arran 2005 Local Strategic Implementation Plan)	✓
	Levels of dental registration in the 3-5 age group Quarterly / NHS Ayrshire and Arran (ISD Scotland)	68% (2007)	New indicator for 2009/10	74.6% (December 2009)	72.3% (June 2010)	Increase - annual increase in dental registrations	Increase in dental registrations in the 3-5 age group	✓
	Completion rates for child healthy weight interventions programme Annual / NHS Ayrshire and Arran	0 children (new programme)	New indicator for 2009/10	43 children completed 2009/10  NHS Ayrshire and Arran renegotiated and revised the targets set with the Scottish Government.	102 children completed (2010/11)	Year 1: 34 interventions (2009/10)  Year 2: 101 interventions (2010/11)	Rates achieved by 2011	✓
	Estimated percentage of obese children in Primary 1 Annual / NHS Ayrshire and Arran (ISD Scotland)	8.7% (2007/08)	New indicator for 2009/10	7.7% (2008/09)	6.1% (2009/10)	Reduction in percentage of obese children in Primary 1	Reduction in percentage of obese children in Primary 1	✓

Local Outcome	Indicator/s (noting frequency/type/source)	Baseline at 2006/07	Progress at March 2009	Progress at March 2010	Progress at March 2011 (indicators where available)	'Progress' target/s to 2010/11 (where available)	'End' target/s and timescale/s or direction of travel	Current status
Healthy lifestyles for children and young people promoted (FSF)	Proportion of new born children exclusively breastfed at 6-8 weeks Annual / NHS Ayrshire and Arran (ISD Scotland)	18.6%	18.1% (2008)	17.5% (2009) ISD provisional figure provided	17.4% (2009) The latest published data for calendar year is 2009. It is anticipated that the update for the 2010/11 financial year will be published by ISD Scotland in October 2011.	Sustained increase of 2% per year (with an increase of 4% per year in deprived areas)	Increase – 34.6% of newborn children exclusively breastfed at 6-8 weeks by 2015	X
	Number of young people aged 13-15 years drinking alcohol at least once per week SALSUS 2006	12%	New indicator for 2009/10	Local data not available beyond the baseline position. Local SALSUS report anticipated in June/July 2011.	Local data not available beyond the baseline position Local SALSUS report anticipated in October 2011.	Incremental decrease in 13-15 year old consuming alcohol	Reduction in percentage of young people consuming alcohol at least once per week	O
<b>Key: Improving progress ✓      Maintaining progress =      Improvement required X      Data unavailable O</b>								

■ denotes Community Planning Partnership Strategic Priority; (FSF) denotes linked outcome to the Fairer Scotland Fund

## Summary of progress and achievement in 2010/11:

Key performance highlights and success during 2010/11, which will contribute to the achievement of healthy lifestyles for children and young people, are summarised below.

- We continue to make good progress in improving the oral health of our children and young people with the roll out of the Community Pharmacy and Childsmile programmes to some of our most disadvantaged areas, including Dalmellington and Patna in 2010/11. This is a particularly innovative piece of work which continues to make good progress, with continued roll out within the 0-20% most deprived areas as identified by the Scottish Index of Multiple Deprivation (SIMD) 2009. The Community Pharmacy Project targeting North West Kilmarnock (birth to 12 years) was implemented and evaluated in 2010/11. The pilot was rolled out to Shortlees, New Farm Loch, Irvine Valley, Auchinleck, Cumnock, New Cumnock, Dalmellington and Patna. In addition, as planned, it was rolled out to the new pharmacy in Bellfield in April 2011.
- The uptake of physical activity continues to increase year on year, with children from early years to teenage years participating in a wide range of innovative play, sport and active recreation activities. In 2010/11, 49,744 attendances were recorded at sports programmes; 14,639 attendances at active recreation and health awareness sessions; 14,529 attendances recorded across Leisure Development holiday programmes; and 13,055 attendances of children and young people recorded as participating in active play. All annual targets were exceeded.
- In terms of childhood obesity, we continue to make progress with the most recent statistics reflecting an estimated number of obese children in Primary One decreasing from 8.7% at the 2007/08 baseline position to 7.7% in 2008/09 to 6.1% in 2009/10 (Source: NHS Ayrshire and Arran [ISD Scotland]). In terms of activity, thirteen 'Jumpstart' Child Healthy Weight Programmes were completed in a range of locations throughout East Ayrshire which benefited a total of 88 children; and 8 MEND (Mind, Exercise, Nutrition...Do It!) programmes and a range of health eating initiatives delivered with over 2,000 participants.
- With regard to breastfeeding, although we have not met our target for the proportion of newborn children exclusively breastfed at 6-8 weeks, we have continued to take a range of remedial action to facilitate future progress, including the development and roll out of a model of peer support targeting communities with the lowest breastfeeding rates. Breastfeeding support groups in Kilmarnock and Cumnock continue to be well attended, with an average of 5 mothers per week attending. The pilot project in North West Kilmarnock targeting young women from one of our most disadvantaged areas has been operated in conjunction with NHS Ayrshire and Arran, East Ayrshire Council and Health Scotland, and is scheduled to be evaluated in December 2011. In addition, a guidance document for promoting, supporting and protecting breast feeding in Early Years establishments has been produced and training delivered to staff.
- The School's Alcohol Education Co-ordinator (seconded post) resulted in a number of achievements, including the development of a range of Curriculum for Excellence resources focused on alcohol education for young people; the development of Peer Education and training programmes for young people; and the launch of a significant teaching resource for schools focusing on alcohol and drug education. The SPICE (Substance Misuse Prevention in Community Education) resource, which is fully evidenced based, has been recognised as an example of good practice by Learning Teaching Scotland and the Scottish Government, and will be made available to all local authorities and teachers across Scotland via the GLOW website.
- A wide range of work continues to be undertaken in relation to providing tobacco information, prevention and cessation support services for young people and to promote the benefits of a tobacco free lifestyle. This includes the development and provision of tobacco awareness and staff training at primary and secondary schools and the provision of smoking cessation programmes for young people. Examples of activity include a project undertaken with pupils by Stewarton Academy school nurse, during which they ran a week long campaign, designed posters; developed resources, including a DVD; staffed stalls; provided information/education to peers; and entered Fresh-Ayrshire's competition and subsequently won resources for their school. In addition, a smoking cessation poster competition was promoted by Doon Valley Pharmacy for Primary and Secondary school pupils in the area.

## FAIRER SCOTLAND FUND

A more detailed summary reflecting the investment of the Fairer Scotland Fund in tackling poverty and disadvantage and the contribution to the achievement of local outcomes is provided below.

**Children's Learning and Supported Play Initiative (CLHASP)** continues to deliver consistent, active play activities in nurseries, schools and communities throughout East Ayrshire, ensuring that children aged 0-15 years are offered an opportunity to participate in activities which stimulate social, physical, intellectual, creative and emotional development. The Fairer Scotland Fund allocation supports the transportation element of the programme, ensuring that children in greatest need are able to access services provided. Achievements in 2010/11 include:

- a total of 28 families with 42 children supported with transport provision; and 2,136 journeys delivered, transporting homeless children from temporary accommodation across East Ayrshire to the appropriate local Nursery/Family Centre/Primary or Secondary School;
- a dedicated Public Health Nurse for homelessness jointly funded by the NHS Ayrshire and Arran and East Ayrshire Council;
- a system of referral for pre-five and school age children to health visitors, school nurses and social work developed by East Ayrshire's Housing Options service. The service also assesses transport requirements and provides appropriate transport to schools and nurseries as per the agreed protocol; and
- hygiene packs provided for all children and families who register as homeless and age appropriate toy packs distributed to children and young people. In addition, the Council's Leisure Services actively encourage attendance of children and young people who are homeless at out of school and holiday activities. **(Primary link to FSF criteria: A strong emphasis placed on making early interventions for vulnerable individuals, families and disadvantaged communities.)**

**Recreation Partnership Service** continued to deliver consistent, practical and fun health awareness activities in schools and communities throughout East Ayrshire, ensuring that children aged 5–12 years are attracted to healthy ways of life. Achievements in 2010/11 include:

- a total of 28,842 attendances recorded at various programmes provided, including school gym and classroom based sessions, kids clubs and health fairs. Included in this figure are attendances of 14,529 children at holiday activities which represent a 34% increase on the previous year;
- the provision of a range of programmes specifically for children and young people aged 5-18 years with additional support needs, with 4,057 attendances recorded at various activities on offer, an increase of almost 1,000 on last year's figure. These provide opportunities for participation in play, sport and health related activities within the school setting and in the community, with the aim of encouraging inclusiveness and ensuring equality of access for all children and young people living in East Ayrshire;
- the provision of the SHOUT membership card, which is free to all primary school children in East Ayrshire. Benefits include free or reduced access to leisure and cultural activities; membership of East Ayrshire's library network; free swimming during school holidays; discounts at local retail outlets and events; and an exclusive reward scheme. As at 30 March 2011, 97% of primary school aged children had a SHOUT Card; and
- the delivery of the MEND Programme, a community, family-based intervention for overweight and obese children aged between 5-7 and 7-13 years and their families. Nineteen of the 21 children involved in 2010/11 became healthier as a result of participation including demonstration of positive change in Body Mass Index, Weight, Nutritional Score and time spent in physical activity. Parents involved in both programmes report that as a result of these physiological changes children also have better sleep patterns, are better behaved and are more confident in their daily lives. MEND Graduates Club takes place on a weekly basis and is free for Graduates and siblings. MEND parent volunteers and young people who have been recruited within the Leisure Development Volunteer Database deliver these sessions. Graduates continue to set weekly nutritional and exercise targets and report back each week to the group with their progress. A new group - the Mend Editorial Team (MET) – was established by parents and children to publish MEND articles and newsletters. To date, three issues of the East Ayrshire MEND Newsletter have been circulated to all MEND Graduates and partner agencies. **(Primary link to FSF criteria: A clear focus on investment to address the causes of poverty, not its symptoms.)**



EAST AYRSHIRE COMMUNITY PLANNING PARTNERSHIP SINGLE OUTCOME AGREEMENT 2008-2011

DRAFT ANNUAL PERFORMANCE REPORT 2010/11: OUTCOME SUMMARY

National Outcome 6: We live longer, healthier lives.

Local Outcomes

		Progress 2010/11
<b>Health and wellbeing of the local population improved (FSF)</b>	Not reported	<b>Increase</b> in healthy life expectancy: <ul style="list-style-type: none"> <li>• Males</li> <li>• Females</li> </ul>
	✓	<b>Increase</b> in life expectancy at birth: <b>(Proxy Indicator)</b> <ul style="list-style-type: none"> <li>• Total population</li> <li>• Males</li> <li>• Females</li> </ul>
	✓	
	✓	
	✓	<b>Reduction</b> in Coronary Heart Disease Mortality Rate per 100,000 population, under 75 years
X	<b>Reduction</b> in the number of episodes of respiratory disease (primary diagnosis on discharge)	
✓	<b>Reduction</b> in percentage of adults smoking	

■ denotes Community Planning Partnership Strategic Priority (FSF) denotes linked outcome to the Fairer Scotland Fund

**Local Outcomes**

Local Outcomes	Progress 2010/11	
Health and wellbeing of the local population improved (FSF)	X	Reduction in the proportion of women who smoke in pregnancy
	X	Reduction in the number of alcohol related attributable hospital patients
	✓	Increase in the number of screenings using the appropriate screening tool and alcohol brief interventions
	X	Reduction in the number of drug related hospital patients
	Not reported	Reduction in rates of hospital admissions for primary diagnosis of Chronic Obstructive Pulmonary Disease, Asthma, Diabetes or Coronary Heart Disease
Health and wellbeing of the local population improved	X	Reduction in the suicide rate
	✓	Reduction in the number of re-admissions (for mental health problems) for those who have had a hospital admission of over 7 days
	X	Reduction in annual rate of increase of anti-depressant prescribing

■ denotes Community Planning Partnership Strategic Priority (FSF) denotes linked outcome to the Fairer Scotland Fund

**Local Outcomes**

	Progress 2010/11	
<p><b>Health and wellbeing of the local population improved</b></p>	<p>Not reported</p>	<p><b>Incremental reduction</b> in the number of injuries in the home:</p> <ul style="list-style-type: none"> <li>• for those aged 65+ years</li> <li>• for those under 15 years</li> </ul>
	<p>✓ ✓</p>	<p><b>Reduction</b> in the number of emergency hospital admissions as a result of unintentional injury in the home: <b>(Proxy indicator)</b></p> <ul style="list-style-type: none"> <li>• for those aged 65+ years</li> <li>• for those under 15 years</li> </ul>
	<p>✓</p>	<p><b>Reduction</b> in the number of emergency in patient bed days for people aged 65 and over</p>
	<p>✓</p>	<p><b>Increase</b> in the number of patients diagnosed with dementia</p>

■ denotes Community Planning Partnership Strategic Priority (FSF) denotes linked outcome to the Fairer Scotland Fund

**National Outcome 6: We live longer, healthier lives.**

**PROGRESS IN IMPROVING THE DELIVERY OF THE NATIONAL OUTCOME**

Community Planning Partners continue to have in place a range of effective structures and operating arrangements to ensure progress against the planned local outcomes and related national outcomes contained within the Single Outcome Agreement. The key drivers for change are summarised below.

- The Community Health Partnership (CHP) provides an effective delivery mechanism, which is fully integrated within Community Planning, strengthening our partnership working and supporting the delivery of health related outcomes within a complex agenda.
- As an integral element of the CHP structure, the Officer Locality Group for Adults and Older People provides a strong and effective partnership mechanism to implement and respond to local and national policies and strategies such as the Road To Recovery; Equally Well; Changing Lives – Report of the 21<sup>st</sup> Century Social Work Review; Reshaping Care for Older People; the National Dementia Strategy; national strategies on Falls, Long Term Conditions, Rehabilitation and Enablement; Your Health We're in it Together- Primary Care Strategy for Ayrshire and Arran; and Towards a Mentally Flourishing Ayrshire and Arran. Over the last year, the Officer Locality Group for Adults and Older People, which is the main structure for planning adults and older people's partnership services in East Ayrshire, continued to focus on specific work streams, namely:
  - Older People;
  - Long Term Conditions;
  - Rehabilitation and Enablement;
  - Mental Health and Learning Disabilities;
  - Financial Inclusion;
  - Alcohol and Drugs; and
  - Improving Health and Reducing Inequalities.
- The national alcohol and drug strategies, namely 'Changing Relationship with Alcohol' and 'The Road to Recovery', signalled a change in national strategic direction for those with alcohol and other drug problems from targets which measured engagement and maintaining people in treatment to focused person centred outcomes. Alcohol and drug treatment is monitored and directed through the Alcohol and Drug Partnership for East Ayrshire. Currently the way treatment is delivered is under review with a 'Recovery Oriented System of Care' (ROSC) being developed.
- Over the last year, the development of East Ayrshire Alcohol and Drug Partnership (ADP) has continued, with activity including a successful event to engage with partners, stakeholders, carers and service users, and allows further consultation and scrutiny around the development of indicators and actions for the ADP Strategy and Action Plan; and the development of a service delivery group to work in partnership with Strathclyde Police in delivering the Public Reassurance Model within North West Kilmarnock.
- The completion of the initial scoping work through the Integrated Resource Framework for Adults with Complex Care needs includes a supporting implementation plan; the establishment of a new Single Point of Contact Rehabilitation and Enablement Model in East Ayrshire Community Hospital; the extended use of anticipatory care planning on a partnership basis to improve outcomes for people with long term conditions using the Integrated Resource Framework; building on innovative approaches to improving health and wellbeing within our communities, including the 'CHIP Van' mobile Healthy Living Centre, 'C'mon Catrine', a healthy weight community government pathfinder initiative; and the provision of targeted physical activity programmes, particularly

in areas of deprivation.

- Partnership working in this context has been further supported nationally through Reshaping Care for Older People and the establishment of the Change Fund (1.6 million allocated to East Ayrshire) to be utilised in partnership to reshape older people's services. This fund is intended as a lever to support service change in mainstream services and improve long term outcomes for older people in partnership with the third and independent sectors.
- In 2010/11, the Carers Strategy was developed and has been fully integrated with the CHP and Community Planning priorities.
- The formal Community Plan Four-yearly Review, completed in 2010/11, is currently being implemented and sets out our strategic priorities and local outcomes for 2011-15, which are responsive to both the local and national agendas, particularly in a time of reducing resources. In relation to health and wellbeing, they are as follows:
  - Strategic Priority: Improving physical and mental health, wellbeing and care, and reducing health inequalities.
  - Local Outcomes:
    - Active, healthy lifestyles and positive behaviour change promoted
    - Alcohol and drug related harm reduced
    - Impact of multiple deprivation and poverty on the health and wellbeing of the most vulnerable individuals and communities addressed
    - Older people, vulnerable adults and their carers supported, included and empowered to live the healthiest life possible
    - Children and young people, including those in early years and their carers, assisted to be active, healthy, nurtured and included.

**PROGRESS AT MARCH 2011 ON LOCAL OUTCOMES**

Local Outcome	Indicator/s (noting frequency/type/source)	Baseline at 2006/07	Progress at March 2009	Progress at March 2010	Progress at March 2011 (indicators where available)	'Progress' target/s to 2010/11 (where available)	'End' target/s and timescale/s or direction of travel	Current status
Health and wellbeing of the local population improved (FSF)	Expected years of life in good health - males/females Annual / ISD Scotland (calculation based on Sullivan method)	65.1 years males 68.8 years females (1999-2003)	New indicator for 2009/10	ISD Scotland has advised (February 2010) that data for this indicator (self assessed health data) will not be updated until the 2011 Census results are made available (2013). (See Proxy Indicator below.)	<b>Data unavailable until the 2011 Census results are made available in 2013</b> (See Proxy Indicator below.)	<b>Increase</b> in healthy life expectancy by 2011	<b>Increase</b> in life expectancy by 2011	<b>Not reported</b>
	Life expectancy at birth Annual / NHS Ayrshire and Arran (General Register Office for Scotland - Life Expectancy for Administrative Area within Scotland)	76.4 years total population 74.5 years males 78.2 years - females (2004-2006)	76.0 years total population 74.0 years males 77.9 years females (2005-2007)	76.6 years total population 74.6 years males 78.5 years females (2006 - 2008)	<b>76.7 years total population</b> <b>74.6 years males</b> <b>78.8 years females</b> (2007-2009)	<b>Increase</b> in life expectancy by 2011	<b>Increase</b> in life expectancy by 2011	✓ ✓ ✓
	<b>Proxy Indicator</b>							
	Coronary Heart Disease Mortality rate per 100,000 population, under 75 years Annual / NHS Ayrshire and Arran (ISD Scotland)	92.4 per 100,000 population (2005)	81.6 per 100,000 population (2007)	76.3 per 100,000 population (2008)	<b>79.6 per 100,000 population (2009)</b>	<b>Reduction</b> in mortality rate for coronary heart disease by 2011	<b>Reduction</b> in coronary heart disease by 2011	✓

**Key:** Improving progress ✓      Maintaining progress =      Improvement required X      Data unavailable O

■ denotes Community Planning Partnership Strategic Priority; (FSF) denotes linked outcome to the Fairer Scotland Fund

Local Outcome	Indicator/s (noting frequency/type/source)	Baseline at 2006/07	Progress at March 2009	Progress at March 2010	Progress at March 2011 (indicators where available)	'Progress' target/s to 2010/11 (where available)	'End' target/s and timescale/s or direction of travel	Current status
Health and wellbeing of the local population improved (FSF)	Number of episodes of respiratory disease (primary diagnosis on discharge) Annual / NHS Ayrshire and Arran (ISD Scotland)	2,573 episodes (primary diagnosis on discharge)	Revised indicator for 2009/10	2,660 episodes (primary diagnosis on discharge) (2008/09) ISD provisional figure provided	<b>2,602 episodes (primary diagnosis on discharge) (2009/10)</b> ISD provisional figure provided	Reduction in episodes of respiratory disease by 2011	Reduction in numbers of people with respiratory disease and improved quality of life for those with respiratory disease by 2011	X
	Percentage of adults smoking Every 3 years / East Ayrshire Community Planning Residents' Survey	35% (December 2005)	36% (December 2008)	14% (June 2010) East Ayrshire Community Planning Residents' Panel Survey	<b>32% (March 2011)</b> East Ayrshire SOA Residents' Survey	Reduction in adults smoking to by 2011	Reduction in adults smoking	✓
	Women recorded as a "current smoker" at antenatal booking appointment, expressed as number (one year total) and percentage of all women attending booking appointments Annual / NHS Ayrshire and Arran	27.1% Original baseline was 27.2% and related to a three-year average; Revised baseline for a single year provided by NHS Ayrshire and Arran	New indicator for 2009/10	25.8% (2008/09)	<b>27.7% (2010/11)</b>	Reduction in the proportion of women who smoke in pregnancy by 2011	Reduction in the proportion of pregnant women who smoke by 2011	X
<b>Key: Improving progress ✓      Maintaining progress =      Improvement required X      Data unavailable O</b>								

■ denotes Community Planning Partnership Strategic Priority; (FSF) denotes linked outcome to the Fairer Scotland Fund

Local Outcome	Indicator/s (noting frequency/type/source)	Baseline at 2006/07	Progress at March 2009	Progress at March 2010	Progress at March 2011 (indicators where available)	'Progress' target/s to 2010/11 (where available)	'End' target/s and timescale/s or direction of travel	Current status
Health and wellbeing of the local population improved (FSF)	Number of alcohol related and attributable hospital patients Biennial / Scottish Public Health Observatory (ScotPHO) - East Ayrshire CHP Health and Wellbeing Profile 2008 (ISD Scotland)	1,106.3 (3 year average directly age-sex standardised rate per 100,000 population per year) (2004-2006)	New indicator for 2009/10	Update available from ScotPHO CHP Health and Wellbeing profile in December 2010. Annual update had been anticipated in December 2009. (Proxy Indicator provided for 2009/10 report.)	1,538 (3 year average directly age-sex standardised rate per 100,000 population per year) (2007-2009)	Reduction in number of alcohol related and attributable hospital patients	Reduction in number of people misusing alcohol by 2015	X
	Number of screenings using the appropriate screening tool and alcohol brief interventions Annual / NHS Ayrshire and Arran	Zero (new programme)	New indicator for 2009/10	673 (cumulative total to February 2010)  This is the most recent data available at local authority level.	4,685 (cumulative total to March 2011)	Increase - 3,530 interventions by March 2011	Increase in screenings and interventions relating to alcohol misuse	✓  Target achieved and exceeded
	Number of drug related hospital patients Biennial / Scottish Public Health Observatory (ScotPHO) - East Ayrshire CHP Health and Wellbeing Profile 2008 (ISD Scotland)	153.3 (3 year average directly age-sex standardised rate per 100,000 population per year) (2004-2006)	New indicator for 2009/10	Update available from ScotPHO CHP Health and Wellbeing Profile in December 2010. Annual update had been anticipated in December 2009. (Proxy Indicator provided for 2009/10 report)	173.0 (3 year average directly age-sex standardised rate per 100,000 population per year) (2007-2009)	Reduction in number of drug related hospital patients	Reduction in number of people misusing drugs by 2015	X
<b>Key:</b> Improving progress ✓      Maintaining progress =      Improvement required X      Data unavailable O								

■ denotes Community Planning Partnership Strategic Priority; (FSF) denotes linked outcome to the Fairer Scotland Fun

Local Outcome	Indicator/s (noting frequency/type/source)	Baseline at 2006/07	Progress at March 2009	Progress at March 2010	Progress at March 2011 (indicators where available)	'Progress' target/s to 2010/11 (where available)	'End' target/s and timescale/s or direction of travel	Current status
Health and wellbeing of the local population improved (FSF)	Rates of hospital admissions of patients with primary diagnosis of Chronic Obstructive Pulmonary Disease, Asthma, Diabetes or Coronary Heart Disease (from 2006/07 to 2010/11) Annual / NHS Ayrshire and Arran (ISD Scotland)	594 admissions	New indicator for 2009/10	Data not available beyond the baseline position.  NHS Ayrshire and Arran has requested that this indicator be deleted. Proxy indicator to be considered.	Data not available beyond the baseline position.  It was agreed that this indicator would be deleted from the SOA 2011-14.	Reduction to 548 admissions by 2011	Reduction in hospital admissions for those suffering from long term conditions	Not reported
<b>Key:</b> Improving progress ✓      Maintaining progress =      Improvement required X      Data unavailable O								

■ denotes Community Planning Partnership Strategic Priority; (FSF) denotes linked outcome to the Fairer Scotland Fund

Local Outcome	Indicator/s (noting frequency/type/source)	Baseline at 2006/07	Progress at March 2009	Progress at March 2010	Progress at March 2011 (indicators where available)	'Progress' target/s to 2010/11 (where available)	'End' target/s and timescale/s or direction of travel	Current status
Health and wellbeing of the local population improved	Rates for suicides per 100,000 Biennial / Scottish Public Health Observatory (ScotPHO) - East Ayrshire CHP Health and Wellbeing Profile 2008 (ISD Scotland)	11.2 per 100,000 population (2002-2006)	New indicator for 2009/10	Update available from ScotPHO CHP Health and Wellbeing Profile in December 2010. Annual update had been anticipated in December 2009. (Proxy Indicator provided for 2009/10 report)	13.0 per 100,000 population (2005-2009)  55% of key staff trained in using suicide assessment tools/suicide prevention training programme (December 2010)	Reduction in suicide rate between 2002 and 2013 by 20%, supported by 50% of key frontline staff in mental health and substance misuse services, primary care and accident and emergency being educated and trained in using suicide assessment tools/suicide prevention training programmes by 2010	Reduction of 20% in death rate per 100,000 population by 2013	X
<b>Key:</b> Improving progress ✓      Maintaining progress =      Improvement required X      Data unavailable O								

■ denotes Community Planning Partnership Strategic Priority

Local Outcomes	Indicator/s (noting frequency/type/source)	Baseline at 2006/07	Progress at March 2009	Progress at March 2010	Progress at March 2011 (indicators where available)	'Progress' target/s to 2010/11 (where available)	'End' target/s and timescale/s or direction of travel	Current status
Health and wellbeing of the local population improved	Number of re-admissions (for mental health problems) for those who have had a hospital admission of over 7 days Quarterly Annual / NHS Ayrshire and Arran (ISD Scotland)	104 re-admissions for mental health problems (2005)  Baseline revised by NHS Ayrshire and Arran in August 2010 to 104 re-admissions for mental health problems (ISD revised Jan – Dec 2005)	Baseline reset for East Ayrshire provided by NHS Ayrshire and Arran: 105 re-admissions	76 re-admissions for mental health problems (2008/09)	74 re-admissions for mental health problems (2009/10)	Reduction in mental health re-admissions in target group to 95 by 2011	Reduction in re-admissions in target group by 2011	✓ Target achieved and exceeded
	Rate increase of anti-depressant prescribing Annual / NHS Ayrshire and Arran (ISD Scotland Prescribing Information System)  NHS Ayrshire and Arran has reflected this as Defined Daily Doses per patient	34.45 Defined Daily Doses per patient (December 2006)	39.21 Defined Daily Doses per patient (March 2009)	40.54 Defined Daily Doses per patient (March 2010)	39.02 Defined Daily Doses per patient (March 2011)	Reduction in annual rate of increase to zero by 2011	Fewer people being treated with antidepressant medication and more people being offered alternative therapies	X

**Key:** Improving progress ✓      Maintaining progress =      Improvement required X      Data unavailable O

■ denotes Community Planning Partnership Strategic Priority

Local Outcomes	Indicator/s (noting frequency/type/source)	Baseline at 2006/07	Progress at March 2009	Progress at March 2010	Progress at March 2011 (indicators where available)	'Progress' target/s to 2010/11 (where available)	'End' target/s and timescale/s or direction of travel	Current status
Health and wellbeing of the local population improved	Number of unintentional injuries in the home for those aged 65+ and those under 15 years undetermined intent Biennial / Scottish Public Health Observatory (ScotPHO) - East Ayrshire CHP Health and Wellbeing Profile 2008 (General Register Office for Scotland)	2,551.4 per 100,000 population: aged 65+ years  1,336.1 per 100,000 population: under 15 years (2004-06)	New indicator for 2009/10	Update available from ScotPHO CHP Health and Wellbeing Profile in December 2010. Annual update had been anticipated in December 2009.	<b>Comparable data not available in 2010 CHP Profiles</b> (See Proxy Indicator below)	<b>Incremental reduction</b> in the number of injuries in the home for those aged 65+ and under 15 years	<b>Improvement</b> in levels of unintentional injuries in the home by 2015	<b>Not reported</b>
	Number of emergency hospital admissions as a result of unintentional injury in the home for those aged 65+ years and those under 15 years Source: NHS Ayrshire and Arran / ISD Scotland  <b>Proxy indicator</b>	1,524.1 per 100,000 population aged 65+ (2006/07)  364.1 per 100,000 population under 15 years (2006/07)	N/A	N/A	<b>1,386.6</b> per 100,000 population aged 65+ (2009/10)  NHS A&A/ISD provisional figure provided  <b>353.5</b> per 100,000 population under 15 years (2009/10)  NHS A&A/ISD provisional figure provided	<b>Incremental reduction</b> in the number of emergency hospital admissions as a result of unintentional injury in the home for those aged 65+ years and under 15 years	<b>Reduction</b> in the number of emergency hospital admissions as a result of unintentional injury in the home for those aged 65+ years and under 15 years	✓  ✓
<b>Key:</b> Improving progress ✓      Maintaining progress =      Improvement required X      Data unavailable O								

■ denotes Community Planning Partnership Strategic Priority

Local Outcomes	Indicator/s (noting frequency/type/source)	Baseline at 2006/07	Progress at March 2009	Progress at March 2010	Progress at March 2011 (indicators where available)	'Progress' target/s to 2010/11 (where available)	'End' target/s and timescale/s or direction of travel	Current status
	Number of emergency inpatient bed days for people aged 65 and over Annual / NHS Ayrshire and Arran (ISD Scotland)	3,397.6 per 1,000 population (2006/07)  Original baseline 3,572.3 per 1,000 population (2005) - Revised baseline provided by NHS Ayrshire and Arran	New indicator for 2009/10	3,260.17 per 1,000 population (2008/09)  ISD provisional figure provided	<b>3,073.1</b> per 1,000 population (2009/10)  ISD provisional figure provided	<b>Reduction</b> in emergency inpatient bed days for people aged 65 and over	<b>Overall reduction</b> in emergency admissions for the target group	✓
	Number of patients diagnosed with dementia Annual / NHS Ayrshire and Arran (ISD Scotland)	740 patients diagnosed (2006/07)  Original baseline 660 patients - Revised baseline provided by NHS Ayrshire and Arran	New indicator for 2009/10	766 patients diagnosed (2008/09)	<b>800 patients diagnosed with dementia</b> (2009/10)	<b>Increase</b> - 930 patients diagnosed by March 2011	<b>Overall improvement</b> of diagnosis and management of dementia	✓
<b>Key:</b> Improving progress ✓      Maintaining progress =      Improvement required X      Data unavailable O								

■ denotes Community Planning Partnership Strategic Priority

## Summary of progress and achievement in 2010/11:

Key performance highlights and success during 2010/11, which will contribute to improved health related outcomes for local people, are summarised below.

- In terms of active and healthy living, a wide range of programmes continues to be utilised and well received in our communities. Over the last year, a number of interventions and activities has been accessed by local people, including 5,135 attendances at 'CHIP' Van community and workplace health improvement interventions; 693 individuals participated in workplace interventions; 4,735 attendances recorded at walking programmes; new health related walks established in Catrine, Drongan and Dunlop; and 12 individuals participated in the walk leader training course.
- The Alcohol and Drug Partnership (ADP) continued to make significant progress in relation to providing community focused services, which promote awareness of safer alcohol levels, and information and services across all population groups. Performance highlights included a successful 'check out' event involving partners, stakeholders, carers and service users to allow further consultation and scrutiny around the development of indicators and actions for the ADP strategy in 2011. The ADP has also engaged with Kilmarnock town centre businesses in order to reduce the perceived fear of crime in the town centre related to drug users attending town centre pharmacies for substitute medication.
- Through the Alcohol and Drug Strategy, currently in draft form, there is a commitment to raising awareness of the risks associated with drugs misuse and providing information and services to support those misusing illegal drugs. The Anthrax alert received from Scottish Government has led to significant investment within secondary care services to provide better identification of individuals at risk and to reduce waiting lists. This has also had an effect on in patient and day case discharge numbers as better identification and treatment services are developed. This has led to an increase in figures within this reporting period, which we would expect to level within the next reporting period.
- A significant teaching resource for schools focusing on alcohol and drug education was developed in East Ayrshire and launched in 2010/11. The evidence based SPICE (Substance Misuse Prevention in Community Education) resource has been recognised as good practice by Learning Teaching Scotland and the Scottish Government, and will be available to all local authorities and teachers across Scotland via the GLOW website.
- Through the Mental Health and Learning Disabilities Partnership, work has been undertaken to raise public awareness of suicide and deliberate self-harm within local communities and encourage people to seek help earlier by providing training, information and support services. In 2010/11, 17 Applied Suicide Intervention Skills Training courses, 11 Skills Training on Risk Management Courses, 4 Scottish Mental Health First Aid courses and a media campaign were delivered locally. Increased awareness within the general population and services providers has led to better identification of those most at risk in East Ayrshire with a subsequent increase in anti-depressant prescribing which we would expect to level within the next reporting period. Against a target of reducing anti-depressant prescribing to zero by 2011, the rate has actually increased from the 2006/07 baseline of 34.45 defined daily doses per patient to 39.02 at March 2011. This may be in part explained by the fact that anti-depressants are prescribed for illnesses other than depression. In terms of patients diagnosed with dementia, provisional figures for 2010/11 provided in the Quality and Outcomes Framework GP Return reflect continued progress with 1,060 patients diagnosed at March 2011 against a target of 930.
- As a test site for the Integrated Resource Framework, East Ayrshire is leading on developing complex adult care packages which are managed within the Mental Health and Learning Disability Partnership. An audit of existing service provision, funding commitments and service models, and benchmarking with other areas was completed by NHS Ayrshire and Arran and East Ayrshire Council. In addition, engagement with frontline staff has contributed to a remodelling of service provision which will maintain personalised service delivery within a sustainable financial framework. An implementation plan for this work has been developed and agreed by partners outlining the next steps for this innovative work.
- Work is progressing in the development of a partnership approach to delivering community based rehabilitation and re-enablement services. This work will be

driven forward through the Reshaping Care for Older People agenda. A database has been developed to allow the identification of 'repeat fallers' through our community alarm service. This supports the development of a falls prevention and management pathway in East Ayrshire. The development of a Single Point of Contact model for community rehabilitation is being piloted in East Ayrshire Community Hospital and has seen 27 referrals in the first 6 months, saving 135 bed days. This pilot work has included GP practices within the Cumnock area and other health and social care professionals, for example physiotherapy, occupational therapy and Home Care.

- In relation to Long Term Conditions, including diabetes mellitus, hypertensive disease, angina pectoris, myocardial infarction, other ischaemic heart disease, heart failure, chronic obstructive pulmonary disease and asthma, 863 physical activity classes, many with a health education element, were delivered recording participant attendance of 13,498. In addition anticipatory care approaches are being implemented through the Integrated Resource Framework in Dalmellington, with 8 individuals and their carers trained in self management; and Scottish Patients at Risk of Admission and Re-admission (SPARRA) data is being used as a predictor tool on a partnership basis to reduce emergency hospital admissions and readmissions.
- Although the long term trend for episodes of respiratory disease shows a worsening position from the 2006/07 baseline, the most recent data available reflects a reduction to 2,602 episodes in 2009/10, compared to 2,660 episodes in the previous year – a move in the right direction. It is anticipated that changes to the range of lifestyle interventions on offer, in particular approaches to self management courses, will support progress in this regard and contribute to improved outcomes for individuals in our communities who are living with a long term respiratory condition.
- A specialist midwife took up post on 1 March 2010 for a period of 13 months to target antenatal women and deliver brief interventions for both tobacco and alcohol. From March 2010 to March 2011, 175 people within East Ayrshire used the smoking cessation service with the Specialist Midwife, including 124 pregnant women, 32 partners and 19 other family members who have set quit dates.

## FAIRER SCOTLAND FUND

A more detailed summary reflecting the investment of the Fairer Scotland Fund in tackling poverty and disadvantage and the contribution to the achievement of local outcomes is provided below.

**Healthy Living Initiative - Community Health Improvement Partnership (CHIP):** Continues to deliver a range of community based interventions which seek to improve the health and wellbeing of the adult population. Achievements in 2010/11 include:

- **Healthy Communities and Workplaces:** 5,135 attendances recorded at community and workplace health improvement interventions, an increase of over 300 (6.8%) individuals from 2009/10. Predominantly utilising the medium of the mobile healthy living centre (CHIP Van) to distribute health awareness advice, health checks and signposting information, a range of visits and events are delivered within communities and workplaces throughout the year. The CHIP Van carried out 183 community visits with 641 attendances recorded and attended 134 events and group visits with 3,801 attendances recorded.
- **Lifestyle Referral Scheme:** 945 new referrals to the Lifestyle Referral Scheme (LRS). This service accepts referrals from primary and secondary care health professionals and provides a holistic assessment of lifestyle factors affecting the individual. While the number of referrals has reduced since 2009/10, recent external research found that the LRS has supported individuals to reduce their weight, BMI (body mass index), resting heart rate, blood pressure and consumption of alcohol, and increased their physical activity levels. It states that: "A reduction in these measurements is a positive step towards a reduction in many life threatening conditions" (Catherine AL Rae, 2010).
- **Programmes to treat specified illnesses, Long Term Conditions, and the Frail Elderly Population:** A range of interventions delivered, including exercise

classes and educational input to address specific needs such as provision of rehabilitation and confidence building for patients with Chronic Obstructive Pulmonary Disease and Cancer. Similarly prevention and rehabilitation programmes are provided for the frail and older population more susceptible to falls. A total of 13,498 attendees benefited from this range of interventions, an increase of over 2,000 (19.2%) on last year's figure. **(Primary link to FSF criteria: A clear focus on investment to address the causes of poverty, not its symptoms.)**

**New Sporting Futures** delivers a wide and diverse range of activities which increases physical activity levels of young people but more specifically, through outreach programmes such as StreetSport Express and StreetSport Cages, the project is engaging young people in sports activity who do not normally attend organised activities. Achievements in 2010/11 include:

- provision of a range of school and community based sporting and physical activity opportunities to increase physical activity levels of children and young people with attendances of 49,744 children and young people in 2010/11, an increase of almost 4,000 (8.5%) attendances on the 2009/10 figure;
- provision of a range of night time and diversionary sports programmes delivered within targeted communities as an alternative to anti-social behaviour and alcohol with attendances of 22,583 young people in 2010/11, which is over 1,000 (5.9%) more attendances than the previous year;
- the delivery of Kilmarnock Football Club StreetSport Icon initiative in summer 2010, which resulted in almost 1,000 young people competing and 12 of these young people going on to train with Kilmarnock Football Club pre-season camp. The lasting impact of this initiative can be demonstrated by 2 young competitors who subsequently volunteered in sport prior to enrolling in a Higher National Certificate sports programme at Kilmarnock College, a further 5 individuals who completed a community sports leadership certificate in October 2010 and 2 of the most talented individuals who won additional trials with the Kilmarnock FC under 19 squad;
- two schools of rugby introduced in East Ayrshire using Fairer Scotland Fund and Cashback to Communities resources. Cumnock Academy School of Rugby has 14 pupils registered and Grange Academy School of Rugby has 16 pupils registered. Early evaluations of the initiative demonstrate a positive impact on attendance rates of pupils at both schools and general indications of pupils feeling healthier, fitter and more active. As a direct result of the programme, the delivery of after-school rugby at both schools has increased significantly with average attendances of 40 pupils per school each week, and representation in local and national events providing greater recognition of pupils' wider achievement. The Schools of Rugby have also had a major positive impact on the wider club and community development of rugby. Importantly, funding procured for this programme has enabled both Rugby Clubs to employ part time Club Development Officers who deliver coaching programmes alongside Scottish Football Association staff within schools, and facilitated community and school to club links. On a national basis, the Schools of Rugby were the first in Scotland and the Scottish Rugby Union has announced its intention to target a further 20 schools across Scotland with programmes based on the East Ayrshire model;
- delivery of planned and ad hoc brief interventions with young people involved in or at risk of problematic alcohol use. This includes specific planned interventions during Alcohol Awareness Week and ad hoc interventions during ongoing activities when young people are presenting with alcohol issues; and
- delivery of specific weekly programmes to improve health and wellbeing of young people looked after within residential children's houses and to support specific young people leaving care. **(Primary links to FSF criteria: A clear focus on investment to address the causes of poverty, not its symptoms; and Promotion of joint working between local partners.)**



EAST AYRSHIRE COMMUNITY PLANNING PARTNERSHIP SINGLE OUTCOME AGREEMENT 2008-2011

DRAFT ANNUAL PERFORMANCE REPORT 2010/11: OUTCOME SUMMARY

**National Outcome 7: We have tackled the significant inequalities in Scottish society.**

**Local Outcomes**

	Progress 2010/11	
<b>Everyone within our communities can access the full range of services which help to combat poverty (FSF)</b>	Not reported	Reduction in the number of people claiming Income Support
	✓	Reduction in the percentage of children living in workless households
	✓	Maintain the number of carers receiving benefits checks
<b>Financial Inclusion within disadvantaged communities (FSF)</b>	✓	Increase in the total number of Credit Union members
	✓	Increase in the proportion of households with savings and investments

■ denotes Community Planning Partnership Strategic Priority (FSF) denotes linked outcome to the Fairer Scotland Fund

Local Outcomes	Progress 2010/11	
Financial Inclusion within disadvantaged communities promoted (FSF)	✓	Increase in total household income with less than £15,500 before tax and deductions
	=	Reduction in percentage of tenants in severe rent arrears
Everyone within our communities, including people with disabilities and ethnic minorities, has opportunities and chances (FSF)	✓	Reduction in the number of data zones in the worst 0-15% deprived (Scottish Index of Multiple Deprivation)
Health inequalities in the most disadvantaged neighbourhoods/groups reduced (FSF)	✓	Reduction in Coronary Heart Disease Mortality Rate per 100,000 population, under 75 years, in disadvantaged areas
	✓	Incremental reduction in percentage of adults aged 16+ smoking in the most deprived areas
	✓	Increase in the number of cardiovascular health checks
	✓	Reduction in teenage pregnancy rates in 15-19 year olds in the most deprived areas

■ denotes Community Planning Partnership Strategic Priority  
 (FSF) denotes linked outcome to the Fairer Scotland Fund

**National Outcome 7: We have tackled the significant inequalities in Scottish society.**

**PROGRESS IN IMPROVING THE DELIVERY OF THE NATIONAL OUTCOME**

Community Planning Partners continue to ensure that a range of effective structures and operating arrangements are in place to ensure effective progress against the planned local outcomes and related national outcomes contained within the Single Outcome Agreement. The key drivers for change are summarised below.

**Tackling Poverty and Disadvantage**

- Community Planning Partners in East Ayrshire have an ongoing commitment to promoting equality and tackling the inequalities experienced in many of our communities. Recognising the adverse effect, which the current economic climate and planned changes to the welfare system will have on the financial position of many individuals and their families in the longer term, we are committed to tackling poverty, maximising income and promoting financial inclusion. East Ayrshire is ahead of many other areas in having an explicit commitment to tackling poverty through promoting Financial Inclusion built into the Community Plan and in having a formal partnership group, namely the Financial Inclusion Sub Group of the Community Health Partnership, dedicated to this agenda. Key issues in relation to poverty and disadvantage continue to be prioritised through our Community Plan Action Plans and Single Outcome Agreement.

**Equalities Agenda**

- The Community Plan Guiding Principles, reviewed and amended as part of the Four-yearly Review 2010/11, underpin all our activity and include an explicit commitment by our Partners to promote equality of opportunity, social justice and social inclusion.
- All new policies, strategies and procedures are subject to Equality and Diversity Impact Assessment. In this regard, the four new Community Action Plans for 2011-2015 were the subject of a positive Equality Impact Assessment by our Partners as part of the Community Plan Four-yearly Review process.

**Improving Health and Wellbeing**

- The Community Health Partnership (CHP) has progressed specific work streams identified over the last year on a partnership basis as follows:
  - Financial Inclusion focuses on income maximisation through the promotion and support of credit unions, and partnership working with partners and agencies providing debt advice.
  - A Carers' Forum has been established as part of the CHP structure, supporting the implementation of the updated East Ayrshire Carers Action Plan.
  - Innovative partnership-led health improvement work continues to be targeted at our most vulnerable individuals and communities.

**PROGRESS AT MARCH 2011 ON LOCAL OUTCOMES**

Local Outcome	Indicator/s (noting frequency/type/source)	Baseline at 2006/07	Progress at March 2009	Progress at March 2010	Progress at March 2011 (indicators where available)	'Progress' target/s to 2010/11 (where available)	'End' target/s and timescale/s or direction of travel	Current status
Everyone within our communities can access the full range of services which help to combat poverty (FSF)	Number of people claiming Income Support Quarterly / Department for Work and Pensions / Nomis	60 per 1,000 population (August 2006)	57 per 1,000 population (November 2008)	42 per 1,000 population (November 2009)	Comparable data not available due to changes in the benefits system	Reduction in the number of people claiming Income Support by 2011	Reduction in the number of people claiming Income Support by 2011	Not reported
	Percentage of children living in workless households Annual / Scottish Government Work and Worklessness among Households in Scotland	19.1%	New indicator for 2009/10	13.2% (2008)	17.4% (2009)	Reduction in the percentage of children living in workless households by 2011	Reduction in the percentage of children living in workless households by 2011	✓
	Number of carers receiving benefits checks Annual / East Ayrshire Carers Centre	390	376	450	637	Maintain the number of benefits checks for carers	Maintain the number of benefits checks for carers	✓ Target achieved and exceeded
<b>Key:</b> Improving progress ✓      Maintaining progress =      Improvement required X      Data unavailable O								

■ denotes Community Planning Partnership Strategic Priority; (FSF) denotes linked outcome to the Fairer Scotland Fund

## **Summary of progress and achievement in 2010/11:**

Key performance highlights and success during 2010/11, which will contribute to tackling poverty and disadvantage, are summarised below:

### **Employability**

- The Employability Pipeline was introduced in 2010/11 as part of the successful European Social Fund bid. The pipeline integrates services relating to training, up-skilling and employment provided across East Ayrshire.
- An integrated pathway exists for unemployed residents to allow them to receive Advice and Guidance, Jobs Access Support and the full use of resources and materials to support individuals into employment or to meet their needs.
- New employment initiatives such as the Work Programme support progress towards local outcomes by supporting the most vulnerable people by assisting to break the cycle of benefit dependency and getting them into sustainable employment.
- Through various employability and other interventions, high priority is given to raising awareness regarding health issues and the importance of leading a healthy lifestyle.
- Individual and group childcare facilities have been made available as has an enhanced Supported Employment Service to assist people with mental or physical disabilities progress to sustained employment.
- Progress continues to be made in establishing positive outcomes for our Looked After and Accommodated young people, including work experience placement and training guarantees through initiatives such as 16+ Learning Choices. Closer working relationships have been established with Social Work services, training providers and referral agencies to meet the needs of our care system leavers.
- The Ayrshire Fit for Work Pilot provides vocational rehabilitation services to support people with physical or mental illness to stay in or get back into employment. Work is progressing through the pilot using a case management approach targeting Small to Medium Enterprises. Through this initiative 46 employees of local businesses have been supported.
- The Work for You Project currently delivered by Jobcentre Plus staff within North West Kilmarnock continues to provide advice and support aimed at assisting individuals to move toward, obtain and sustain employment. Referrals for assistance to the Project come from a range of sources, including East Ayrshire Council Early Years Service and, in 2010/11, 167 referrals were received and 19 individuals assisted to obtain full time employment.

### **Carers**

- In 2010/11, a Carers Sub Group was established to further support carers' involvement in the Community Health Partnership (CHP). The National Carers Strategy published in July 2010 highlighted that carers should be equal partners in the planning, shaping and delivery of person-centred care services and support. The CHP agreed that this would be best achieved by setting up a Carers Sub Group, which could ensure that the best quality services and support are in place locally to address the needs of carers and those they care for. In December 2010, the Carers Sub Group was established and terms of reference agreed. The sub group meets on a monthly basis and an update on its activities is submitted on a quarterly basis to the CHP Forum.
- The Princess Royal Trust East Ayrshire Carers Centre provides help, support and information to those caring for relatives, friends or neighbours who otherwise may be unable to manage at home without help. Over 6,500 carers are registered with the Centre, which offers information, support and training opportunities to all carers throughout East Ayrshire.
- To ensure that carers are provided with appropriate financial advice, all new carers registering with East Ayrshire Carers Centre continue to receive a benefits check. This year, 637 carers have had their benefits entitlement checked, compared to 450 carers in 2009/10, generating additional benefit of over £200,000.

Local Outcome	Indicator/s (noting frequency/ type/source)	Baseline at 2006/07	Progress at March 2009	Progress at March 2010	Progress at March 2011 (indicators where available)	'Progress' target/s to 2010/11 (where available)	'End' target/s and timescale/s or direction of travel	Current status
Financial Inclusion within disadvantaged communities (FSF)	Total number of Credit Union members Annual / East Ayrshire Credit Unions	909 members (October 2006)	1,484, comprising 1,072 Active Adult members and 412 Junior members  (63% annual increase in membership)	2,210 comprising 1,640 Active Adult members and 570 Junior members  (49% annual increase in membership)	<b>2,413 comprising 1,794 Active Adult members and 619 Junior members</b>  (9% annual increase and 165% increase from the baseline)	<b>Increase</b> Credit Union membership by 15% on an annual basis	<b>Increase</b> Credit Union membership	✓
	Proportion of households with savings and investments Every 2 years / Financial Inclusion data / Scottish Household Survey	48% households with savings and investments (2005/06)	Data update not available at this time	42% households with savings and investments (2007/08)	<b>61% households with savings and investments (2009/10)</b>	<b>Increase</b> in the number of households with savings and investments by 2% by 2011	<b>Increase</b> in the number of households with savings and investments by 2% by 2011	✓
<b>Key: Improving progress ✓      Maintaining progress =      Improvement required X      Data unavailable O</b>								

■ denotes Community Planning Partnership Strategic Priority; (FSF) denotes linked outcome to the Fairer Scotland Fund

Local Outcome	Indicator/s (noting frequency/type/source)	Baseline at 2006/07	Progress at March 2009	Progress at March 2010	Progress at March 2011 (indicators where available)	'Progress' target/s to 2010/11 (where available)	'End' target/s and timescale/s or direction of travel	Current status
Financial Inclusion within disadvantaged communities (FSF)	Total household income with less than £15,500 before tax and deductions Every 3 years / East Ayrshire Community Planning Residents' Survey	16% under £7,500 22% between £7,500 and £15,499 (December 2005) 38% less than £15,499	20% under £10,400 6% between £10,400 and £15,599 (December 2008) 26% less than £15,599	16% under £10,400 11% between £10,400 and £15,599 27% less than £15,599 (June 2010) Community Planning Residents' Panel Survey Revision of income bandings in 2008 to match the Scottish Household Survey	<b>21% under £10,400</b> <b>11% between £10,400 and £15,599</b> <b>32% less than £15,599</b> (March 2011) East Ayrshire SOA Residents' Survey Revision of income bandings in 2008 to match Scottish Household Survey	<b>Increase</b> total household income by 2011	<b>Increase</b> total household income by 2011	✓
	Percentage of tenants in severe rent arrears Annual / East Ayrshire Council	0.7%	1.3% Revised baseline provided for 2008/09 due to revised methodology	1.1%	<b>1.3%</b>	<b>Reduction</b> of tenants in severe arrears	<b>Reduction</b> in number of tenants in severe arrears	= Data comparable from March 2009 onwards
<b>Key:</b> Improving progress ✓      Maintaining progress =      Improvement required X      Data unavailable O								

■ denotes Community Planning Partnership Strategic Priority; (FSF) denotes linked outcome to the Fairer Scotland Fund

### Summary of progress and achievement in 2010/11:

The integration of Financial Inclusion with the work of the CHP as part of the wider wellbeing agenda continues to be successful and making a positive impact locally, which can be demonstrated in 2010/11 as follows:

## **Credit Unions**

- Membership of the two Credit Unions operating in East Ayrshire, namely East Ayrshire Credit Union and Cumnock and Doon Valley Credit Union, has increased year on year since the baseline position with a total of 2,413 members registered at March 2011, comprising 1,794 active adult members and 619 junior members.
- Credit Union membership increased by 284 new members since 1 April 2010, indicating annual growth of 17.3%; 1,675 members used easy saving facilities annually generating total savings of £657,973; 675 members benefited from low cost loans annually borrowing a total of £497,158; and 44 new junior members joined, indicating annual growth of 7.7%.
- Cumnock and Doon Valley Credit Union's Outreach Project established four new, volunteer-run collection points, which are located in Patna, Dalmellington, New Cumnock and Auchinleck. The Outreach Project also enabled volunteering opportunities to be provided for five young people from East Ayrshire's Skills Development and Employability Service.

## **Income Maximisation, Money Advice and Debt Management**

- The Benefit Take Up Group continues to promote and deliver income maximisation through participation in a range of community based events, including 3 energy advice focused information days in Cumnock, New Cumnock and Mauchline, organised by Energy Saving Scotland.
- Since 1 April 2010, 24 events have been undertaken to support income maximisation from benefit and debt counselling/money advice, which is significantly in excess of the projected output figure of 12 annually.
- In respect of income maximisation, 954 people received assistance in respect of benefits, of whom 529 people benefited financially and 97 were referred to other services; and 1,104 over 60s benefited from benefits advice, significantly in excess of the projected output of 500. Ensuring maximum, co-ordinated effort through further strengthening collaborative working arrangements in respect of financial inclusion saw over £7.5 million generated in additional income through benefit claims for residents in 2010/11.
- East Ayrshire Citizens Advice Bureau (CAB) provides information, advice, practical assistance and representation on a range of issues, with the four main areas of work being in relation to benefits, debt, employment and housing. During 2010/11, CAB provided advice/assistance to 615 new cases with debts totalling £9,680,423, including the 89 cases supported by the CAB Outreach Service with debt totalling £1,207,641.

## **Fuel Poverty**

- Activity around fuel poverty has included the delivery of 20 Energy Advice surgeries from a range of community based locations, against a target of 12; and 17 presentations aimed at raising public awareness regarding energy issues, with follow up individual advice or home visits, as required, against a target of 12.

## **Rent Arrears**

- Robust arrears management arrangements continue to be implemented within East Ayrshire Council and the actual amount of rent arrears owed to the Council fell from £475,585 in 2006/07 to £423,977 in 2007/08 to £321,760 in 2009/10, with a modest increase to £341,837 in 2010/11.
- In terms of severe rent arrears, that is tenants owing more than 13 weeks of rent (over £250), our performance in 2009/10 was the best of all 32 Scottish local authorities (1.1%). Although performance has declined marginally in the last year to 1.3%, the Council is aware of the impact that debt has on the lives of its tenants and continues to have arrangements in place to support them, including benefits and debt advice, and contact with tenants to establish repayment arrangements. This targeted approach not only assists to improve rent collection and reduce arrears but also prevents evictions and homelessness.

Local Outcome	Indicator/s (noting frequency/type/source)	Baseline at 2006/07	Progress at March 2009	Progress at March 2010	Progress at March 2011 (indicators where available)	'Progress' target/s to 2010/11 (where available)	'End' target/s and timescale/s or direction of travel	Current status
<b>Everyone within our communities, including people with disabilities and ethnic minorities, has opportunities and chances (FSF)</b>	Number of data zones in the worst 0-15% (SIMD) deprived Update anticipated every 2 years / Scottish Index of Multiple Deprivation (SIMD)	28 data zones (SIMD 2006)	Data update not available until October 2009	27 data zones (SIMD 2009 Version 2, 24 August 2010)	<b>Update anticipated in November/December 2012</b>	<b>Reduction</b> in the number of data zones in the worst 0-15% by 2011	<b>Reduction</b> in the number of data zones in the worst 0-15% by 2011	✓ As reported at March 2010
<b>Key: Improving progress ✓      Maintaining progress =      Improvement required X      Data unavailable O</b>								

■ denotes Community Planning Partnership Strategic Priority; (FSF) denotes linked outcome to the Fairer Scotland Fund

### Summary of progress and achievement in 2010/11:

Key performance highlights and success during 2010/11, which will contribute to tackling equality of opportunity, are summarised below.

- East Ayrshire Equalities Forum, now in its fourth year, continued to meet in 2010/11, with members also participating in the Local Community Planning Forums, ensuring that the equalities agenda is integrated within the Community Planning process.
- To promote and encourage a partnership culture, the Council and its Community Planning Partners held an Equality Week in March 2011, with two of the headline events organised by local disability groups. The Equality Week raised the profile of all the nine protected characteristics of race, age, disability, transgender, pregnancy and maternity, sex, marriage and civil partnership, religion and belief, and sexual orientation and it is anticipated that this event will take place annually with more involvement with the community.
- Enhanced services through Supported Employment within the Council have increased the number of people with disabilities who can now compete for employment due to the one to one support from Job Coaches, enabling them to sustain employment.
- Recruitment of young people into Get Ready for Work and Life Skills programmes is consistent across all areas, including from the 0-15% most disadvantaged areas.
- A range of regeneration initiatives and employability services continue to facilitate the regeneration of the local area and supporting equality of opportunity, particularly in respect of our most vulnerable residents and disadvantaged communities. However, national and local economic conditions continue to present significant employability challenges locally.

Local Outcome	Indicator/s (noting frequency/type/source)	Baseline at 2006/07	Progress at March 2009	Progress at March 2010	Progress at March 2011 (indicators where available)	'Progress' target/s to 2010/11 (where available)	'End' target/s and timescale/s or direction of travel	Current status
Health inequalities in the most disadvantaged neighbourhoods/groups reduced (FSF)	Coronary Heart Disease Mortality rate per 100,000 population, under 75 years Annual / NHS Ayrshire and Arran (ISD Scotland)	132.8 per 100,000 population (2002-2004)  Revised baseline provided by NHS Ayrshire and Arran	118.9 per 100,000 population (2005-2007)	120.6 per 100,000 population (2006-2008)	<b>110.1 per 100,000 population (2007-2009)</b>	<b>Reduction</b> in mortality rate for coronary heart disease in disadvantaged areas by 2011	<b>Reduction</b> in incidence of coronary heart disease in the most deprived areas by 2011	✓
	Percentage of adults aged 16+ in the most deprived areas smoking Every 3 years / East Ayrshire Community Planning Residents' Survey	43% (December 2005)	43% (December 2008)	Data update not available at this time. Due to confidentiality issues when surveying the Residents' Panel, it has not been possible to identify adults aged 16+ who live in the most deprived areas. East Ayrshire wide figures for 2010 provided at National Outcome 6.	<b>41% (March 2011)</b>  East Ayrshire SOA Residents' Survey	<b>Reduction</b> in adults smoking in the most disadvantaged areas by 2011	<b>Reduction</b> in the percentage of adults smoking in the most deprived areas by 2011	✓
	Number of inequalities cardiovascular Health checks during 2009/10 Annual / NHS Ayrshire and Arran	Zero (March 2007)	New indicator for 2009/10	1,846 (cumulative total to March 2010)	<b>2,382 (cumulative total to March 2011)</b>	<b>Increase</b> – Carry out health checks with 20% eligible population (2,060 residents) by 2011	<b>Increase</b> – 100% target population receiving Keepwell health checks	✓
	Teenage pregnancy rates in 15-19 year olds in the most deprived areas Annual / NHS Ayrshire and Arran (ISD Scotland)	64.7 per 1,000 East Ayrshire wide  (Range=17.2-99.4 across communities) (2005)	60.5 per 1,000 East Ayrshire wide (2007)	61.6 per 1,000 East Ayrshire wide  100.5 per 1,000 in 0-15% most deprived datazones (2008)  ISD provisional figures provided	<b>53.9 per 1,000 East Ayrshire wide</b>  <b>98.6 per 1,000 in 0-15% most deprived datazones (2009)</b>	<b>Reduction</b> in levels of teenage pregnancy rates in 15-19 year olds in the most deprived areas	<b>Reduction</b> in teenage pregnancies in 15-19 year olds by 33% in the most deprived areas by 2015 (SE HEAT target, 2006)	✓
<b>Key: Improving progress ✓      Maintaining progress =      Improvement required X      Data unavailable O</b>								

■ denotes Community Planning Partnership Strategic Priority; (FSF) denotes linked outcome to the Fairer Scotland Fund

## Summary of progress and achievement in 2010/11:

Key performance highlights and success during 2010/11, which will contribute to tackling health inequalities, are summarised below.

- **Target Coronary Heart Disease:** A range of interventions for adults at risk of coronary heart disease and cancer is delivered on a partnership basis. This has included 949 referrals received from health professionals to the CHIP (Community Health Improvement Partnership) Lifestyle Referral Programme; 536 cardiovascular health checks delivered; and over 142 people attending 'Cookwell' healthy eating programmes.
- **Target Smoking Cessation:** Smoking is most prevalent among people living in the 0-15% most deprived datazones, 41% smoking compared to 37% among people living in the 15-30% most deprived datazones and 26% among people living outwith these datazones (East Ayrshire SOA Residents' Survey, March 2011). A social marketing approach was developed to identify the most effective smoking cessation support for 18-24 year olds. This involved the use of social marketing sites such as Facebook to promote the help available in East Ayrshire aimed at encouraging young people not to smoke. Smoking cessation programmes targeted at pregnant women have been particularly successful and, with the help of the specialist midwife, 78 women took up the service. A Smoke Free homes campaign was launched in October 2010, which focused on encouraging people, whether smokers or not, to prohibit smoking in their home or car or to limit smoking to one room. The campaign aimed to reduce the exposure to passive smoking within homes and cars, and focuses on exposure of children under 5 years to second hand smoke.
- **Target Teenage Pregnancy:** The TOTS (Truth on Teenage Sexuality) review has been completed and actions have been identified which will be taken forward in 2011/2012. This will support Learning Teaching Scotland's guidance and self assessment on teenage pregnancies.

In addition, the following work has been taken forward in respect of health inequalities to support vulnerable groups and individuals in our communities:

- The CHIP has been involved in delivering 13 visits to homeless accommodation recording 82 contacts. Health awareness sessions were provided in 3 homeless hostels for 280 beneficiaries. Evaluation of health awareness sessions carried out in hostels has been completed and extended to include a wider approach to health and homelessness. The draft evaluation report in this regard has been produced and is awaiting endorsement.
- The Health Assessment Framework for people with learning disabilities has been implemented and profiling work is ongoing.
- The 'Community Friends' befriending service was established to provide support for people experiencing homelessness through a partnership involving NHS Ayrshire and Arran, East Ayrshire Council and East Ayrshire Churches for Homelessness Action (EACHa). Aspire2gether, an Ayrshire based social enterprise commissioned to deliver the service, is now well established and currently has 16 befrienders trained, 5 matches underway, and 11 taking part in group befriending at Blue Triangle Housing Association.
- In respect of the Health Needs Assessment for looked after and accommodated children, an analysis report of the workforce and activity has been published. Based on the analysis PIFPOC (Professional Implementation Forum for the Protection of Children) has been established and an action plan for 2011-2012 published, outlining six objectives, associated outcome measures and actions.
- Agreement was reached to mainstream health interventions for minority ethnic communities along with the wider local population and, where identified, actions would be undertaken to address specific needs on an individual basis. One action which was undertaken in response to engagement with the Chinese Community was the development of the Health Information Card, which holds key information about a patient and with the primary function of identifying that the individual requires access to an interpreter. The use of the card was widened to incorporate people with a hearing impairment should they use a British Sign Language interpreter, lip speaker or electronic note-taker.
- A national oral health training resource was launched in May 2011 and a training programme will be implemented in the next year. Toothbrushes and toothpaste are delivered regularly to EACHa for inclusion in hygiene packs provided for all homeless clients. Oral Health Promotion routinely attends Health

and Wellbeing days at HMP Kilmarnock and provides advice and a toothbrush and toothpaste to each prisoner, with three sessions delivered in 2010/11. Implementation of recommendations from each of the oral health needs assessments is underway.

- The 'Open Wide' dental health project was implemented for carers who work with people with additional support needs. This initiative has focused on the 7 residential care homes in East Ayrshire. The first round of training was delivered in January 2010 and a further session delivered in September/October 2010, with a total of 85 staff trained. The training was positively received and it is planned to organise a further round of training later in 2011. The roll out of the 'Open Wide' initiative will now be part of a wider programme dealing with oral health, mental health, physical activity and healthy eating.

## FAIRER SCOTLAND FUND

A more detailed summary reflecting the investment of the Fairer Scotland Fund in tackling poverty and disadvantage and the contribution to the achievement of local outcomes is provided below.

**Breakfast Clubs:** Provides children and young people with access to a healthy breakfast to support the best possible start to their day in readiness for learning. The core breakfast club provision operates from October to March and is provided free or at minimum cost. Fairer Scotland Fund resources allow 17 clubs in the 0-15% most disadvantaged data zones to provide the service throughout the school year by funding the periods between April and June, and August and October. Achievements in 2010/11 include:

- breakfast clubs available for the whole school year in 17 schools in the 0-15% most deprived datazones of East Ayrshire, with a further 11 clubs operating in schools from October to end March, covering the worst of the winter months;
- a total of 84,203 attendances at Breakfast Clubs during 2010/11, including 66,337 in schools located within the 0-30% most deprived datazones;
- approximately 54% of attendances at school run clubs are by children in receipt of free school meals; and
- an average daily uptake of places of 500. **(Primary link to FSF criteria: A strong emphasis placed on making early interventions for vulnerable individuals, families and disadvantaged communities.)**

**Early Intervention and Parental Capacity Building Programme:** Provides 38 full time equivalent (FTE) wraparound child care places, which are delivered across 52 weeks in Early Years establishments across East Ayrshire. Priority is given to children who are on the Child Protection Register and children deemed to be 'in need' as defined by the Children (Scotland) Act 1995. Places are allocated according to these priorities as per the Council's Pre-School Education Admissions Policy. This ensures that services target the most vulnerable children and families in the 0-15% datazones. Thereafter, parents in employment, training or further/higher education who reside in the 0-15% or 15-30% most disadvantaged datazones are allocated places. Achievements in 2010/11 include:

- 93 children aged 3-5 years accessed the 38 FTE wraparound care places in Cairns and Onthank Nursery Schools, and Shortlees Nursery and Family Centre in Kilmarnock, and New Cumnock Nursery School;
- 69 children who benefited from this service resided in the 0-15% most deprived datazones and 63 of the beneficiaries were referred to the service through either Social Work or Health services;
- parents of 30 children assisted by the service to access or maintain employment, training or further education; and
- continued delivery of the Solihull training programme, with a focus on the development of a group of trained trainers and the delivery of the training on a multi-agency basis. **(Primary link to FSF criteria: A strong emphasis on making early interventions for vulnerable individuals, families and disadvantaged communities.)**

**East Ayrshire Citizens' Advice Bureau:** Provides a wide range of free and impartial advice to vulnerable residents of East Ayrshire. Achievements in 2010/11 include:

- a total of over £5.2 million gained for service users through income maximisation activity through the CAB services;
- advice and assistance regarding debt problems provided to 615 new service users with levels of indebtedness totalling over £9.6 million;
- debt totalling £75,733 as a result of rent arrears dealt with by CAB, with a total of 338 people provided with advice and assistance in this context (221 Council tenants, 54 tenants of Registered Social Landlords and 63 tenants of Private Landlords);
- debt totalling £58,523 in respect of service users' inability to pay fuel bills was dealt with by CAB, of which £29,520 related to gas bills and £29,003 to electricity bills; and
- Scottish National Standards Accreditation for provision of Advice and Information at Type 11 and Type 111 for Benefits and Money Advice awarded to CAB in March 2011 and re-accreditation at the same level for provision of Housing Advice. **(Primary link to FSF criteria: A strong emphasis placed on making early interventions for vulnerable individuals, families and disadvantaged communities.)**

**Ethnic Minority Inclusion:** Develops effective communications strategies with ethnic minority families to facilitate better access to services, resources and community initiatives. Specifically, its work seeks to:

- support inclusion of ethnic minority and migrant pupils and their families within the education system – school and community learning;
- support parental involvement in their children's education and school activity; and
- work with existing and new ethnic minority groups and families to identify need, support activities and build capacity.

Achievements in 2010/11 include:

- 70 Chinese, Urdu, Punjabi, Polish and Arabic speaking children supported by Bilingual Assistants to access the curriculum in East Ayrshire Schools;
- support provided to 59 ethnic minority families to understand the schools system, for example, through translation of school/nursery letters, communicating with parents in their own language, and support to attend parents' nights and enrolment meetings;
- further development of the pupil portfolio for newly arrived bilingual pupils, to develop communication between children and their parents, schools and the bilingual support service;
- a range of key documents and standard forms in schools translated into a range of languages, including Chinese, Urdu, Polish, Arabic, Spanish, Turkish and Russian; and
- continued liaison with KULOC, the local Chinese community group.

In addition, the Ethnic Minority Inclusion programme provides employment and self development opportunities for the local ethnic minority population, enabling them to utilise their language skills and cultural knowledge to fill the Bilingual Assistant posts. **(Primary link to FSF criteria: A strong emphasis on making early interventions for vulnerable individuals, families and disadvantaged communities.)**

**Credit Unions:** Provide local access to affordable financial services in East Ayrshire. Two credit unions operate locally, namely Cumnock and Doon Valley Credit Union and East Ayrshire Credit Union. Achievements in 2010/11 include:

- credit union membership almost doubled from 909 adult members in 2006/07 to 1,794 active adult members at March 2011; and since April 2010, 284 new members joined, indicating annual growth of 17.3%; 1,675 members used easy savings facilities annually; 675 members benefited from low cost loans; and

44 new junior members joined, indicating annual growth of 7.7%;

- in the context of money management and promoting junior savers, Cumnock and Doon Valley Credit Union supported saving facilities in eight local schools, namely Doon Academy and Auchinleck, Barshare, Dalrymple, Drongan, Littlemill, New Cumnock and Netherthird Primary Schools;
- the local credit unions worked together in partnership with East Ayrshire Council Trading Standards and the UK Government to raise local public awareness about concerns over the practices of some 'loan finder' organisations charging fees to provide individuals with phone numbers of local agencies;
- both local credit unions engaged volunteers to assist with their work, an activity which also contributes to promotion of lifelong learning, with volunteers developing a range of skills which are relevant to job seeking and to a generally enhanced life experience; and
- the credit unions engaged with local schools and educational establishments through outreach work in order to encourage young people to save and develop basic money management skills. **(Primary link to FSF criteria: A strong emphasis placed on making early interventions for vulnerable individuals, families and disadvantaged communities.)**

**Kilmarnock Shopmobility:** Provides mobility equipment to assist vulnerable people, including people with a disability and older people, to shop in Kilmarnock. The service is based at Kilmarnock Bus Station. Fairer Scotland Fund resources have been allocated to fund a joint Support Worker post in conjunction with Coalfield Community Transport. Achievements in 2010/11 include:

- 599 registered members, with user numbers consistently in excess of 100 per week;
- 5,000 bookings recorded by service users, which represents an increase of over 30% compared to 2009/10; and
- proactive promotion and awareness raising activity in respect of Shopmobility and Coalfield Community Transport services, which has resulted in referrals from physiotherapy units at Crosshouse Hospital, Ayr Hospital and Cumnock Community Hospital, and GP surgeries and Social Work services. **(Primary links to FSF criteria: A strong emphasis on making early interventions for vulnerable individuals, families and disadvantaged communities; and Promotion of joint working between local partners.)**



# EAST AYRSHIRE COMMUNITY PLANNING PARTNERSHIP SINGLE OUTCOME AGREEMENT 2008-2011

## DRAFT ANNUAL PERFORMANCE REPORT 2010/11: OUTCOME SUMMARY

### National Outcome 8: We have improved the life chances for children, young people and families at risk.

#### Local Outcomes

Local Outcomes	Progress 2010/11	
<b>Child protection and the safety of vulnerable adults promoted</b>	X	<b>Reduction</b> in the number of child protection re-registrations by 2% per year
	✓	<b>Increase</b> in rates of domestic abuse incidents reported to the police per 10,000 population
<b>Educational achievement of children and young people at risk increased (FSF)</b>	Not reported	<b>Increase</b> in the number and percentage of looked after children who attain standard grades in English and Maths
	Not reported	<b>Increase</b> in the proportion of looked after children attaining at least one Foundation award in any subject
	=	<b>Improvement</b> in attendance and levels of inclusion  <b>Primary:</b> <ul style="list-style-type: none"> <li>• Attendance</li> <li>• Exclusions</li> </ul>
	=	
✓	<b>Secondary:</b> <ul style="list-style-type: none"> <li>• Attendance</li> <li>• Exclusions</li> </ul>	

■ denotes Community Planning Partnership Strategic Priority  
 (FSF) denotes linked outcome to the Fairer Scotland Fund

**Local Outcomes**

	Progress 2010/11	
<b>Educational achievement of children and young people at risk increased (FSF)</b>	✓	<b>Reduction</b> in the number of young people not in education/employment/training
<b>Homelessness reduced</b>	✓	<b>Reduction</b> in the total number of homeless presentations
	✓	<b>Reduction</b> in the percentage of repeat homelessness

■ denotes Community Planning Partnership Strategic Priority  
 (FSF) denotes linked outcome to the Fairer Scotland Fund

DRAFT

**National Outcome 8: We have improved the life chances for children, young people and families at risk.**

**PROGRESS IN IMPROVING THE DELIVERY OF THE NATIONAL OUTCOME**

Community Planning Partners have in place a range of effective structures and operating arrangements to ensure progress against the planned local outcomes and related national outcomes contained within the Single Outcome Agreement. The key drivers for change are summarised below.

- Significant progress has been made in achieving the vision for East Ayrshire's children by 'Working together to keep our children and young people safe', primarily through the Child Protection Committee Business Plan 2008-11. Child Protection remains a key priority in the Improving Community Safety Action Plan, building on the role of the Getting it Right for Every Child (GIRFEC) multi agency group to ensure effective communication across agencies and a continuing timeous response to ensure our vulnerable children have the best protection available.
- In September 2008, the Scottish Government launched 'These are Our Bairns' – Guidance for Community Planning Partnerships on how to be a good corporate parent. Further to this, at the Community Planning Partnership Board on 30 April 2009, the East Ayrshire Corporate Parenting Action Plan was approved. The plan had been informed by a range of activity throughout 2008/2009 involving community planning partners, including seminars which raised awareness of the issues impacting on the lives of children and young people who are looked after/looked after and accommodated. Since September 2009, a number of key national developments have been taken forward and will have an impact on practice in East Ayrshire. This includes the Launch of the National Anti Stigma Campaign and training programme for Elected Members (Who Cares? Scotland); National Residential Child Care Initiative (NRCCI); and National Commissioning Approach.
- In January 2011, the National Guidance for Child Protection in Scotland 2010 was launched by the Scottish Government, which provides a national framework within which agencies and practitioners at local level – individually or jointly – can understand and agree processes for working together to safeguard and promote the welfare of children. It sets out expectations for strategic planning of services to protect children and young people and key responsibilities for services and organisations, both individual and shared. It also serves as a resource for practitioners on specific areas of practice and key issues in child protection. In East Ayrshire, the delivery of a series of multi agency information sessions was planned to be taken forward in 2011/12 to raise staff awareness and consider implications for work practice across a range of services in this regard.
- During 2010/11, the Adult Protection Committee (APC) continued to strengthen areas of joint working with partners across the three Ayrshire APCs, the Child Protection Committee, the Alcohol and Drug Partnership, the Mental Health Partnership, the Violence against Women Partnership and services of the Council, NHS Ayrshire and Arran and Strathclyde Police. The clear leadership and direction for adult support and protection has been further enhanced by the appointment of an Independent Chair in December 2010 and work is ongoing to explore how to promote joint working across the three Ayrshire Committees on common areas of interest. The first Biennial Report by the Independent Chair for 2008-10 and the Business Plan 2010-11 elicited a positive response from the Scottish Government, which acknowledged that the East Ayrshire report demonstrated that adult protection sits alongside a range of other activities as an equal part of a wider public protection outlook. East Ayrshire was viewed as having a clear set of actions through its Business Plan and an approach, which will continue to lead to better outcomes for adults at risk of harm. Future priorities going forward have been identified and will be driven forward through a range of mechanisms, including those identified above.

- The national document, namely 'Safer Lives Changed Lives', highlights that statistically women are predominantly the victims of abuse and the Scottish Government is now placing more emphasis on violence against women. Consequently, the East Ayrshire Violence against Women Partnership (EAVAWP) has been established to provide a comprehensive partnership response to all forms of violence against women, in line with the four key policy principles of prevention, provision, protection and participation. Membership comprises a wide range of services and agencies, both in the statutory and voluntary sector.
- Victims and witnesses of crime have a right to receive advice and support under Section 18 of the Criminal Justice (Scotland) Act. In March 2009, procedures were implemented to ensure that all victims and witnesses are informed that they will be referred to the Victim Support Service unless they wish to opt out. As a consequence, the number of referrals remains significantly higher compared to 2008/09.
- The Strategic Housing Investment Plan 2011/12-2015/16 supports ongoing work in respect of the statutory duty to promote the eradication of homelessness by 2012 and our corporate parenting responsibility. The programme provides for a range of housing solutions, in response to the varying needs of different service users.
- With regard to homelessness, the focus has been and will continue to be prevention through effective intervention and provision of support to prevent repeat homelessness. Further work will be undertaken to reduce the number of 'lost contacts' to ensure that vulnerable individuals are provided with the services required.

**PROGRESS AT MARCH 2011 ON LOCAL OUTCOMES**

Local Outcome	Indicator/s (noting frequency/type/source)	Baseline at 2006/07	Progress at March 2009	Progress at March 2010	Progress at March 2011 (indicators where available)	'Progress' target/s to 2010/11 (where available)	'End' target/s and timescale/s or direction of travel	Current Status
Child protection and the safety of vulnerable adults promoted	Number of child protection re-registrations in year Annual / SGED Child Protection Returns	17 child protection re-registrations	17 child protection re-registrations	8 child protection re-registrations	18 child protection re-registrations	Reduction of child protection re-registrations by 2% per year	Reduction of child protection re-registrations by 2% per year	X
	Rates of domestic abuse incidents reported to the police per 10,000 population Annual / Scottish Government	85 per 10,000 population (5 year average 2003-2008)	Revised baseline provided by Strathclyde Police and included in the updated SOA for 2009/10 reporting.	106 incidents per 10,000 population	117 incidents per 10,000 population	Increase in incidents of domestic abuse reported to the police by 2011	Increase in reported incidents of domestic abuse over the 5-year average	✓
<b>Key: Improving progress ✓      Maintaining progress =      Improvement required X      Data unavailable O</b>								

■ denotes Community Planning Partnership Strategic Priority

**Summary of progress and achievement in 2010/11:**

Key performance highlights and success during 2010/11, which will contribute to child protection and the safety of vulnerable adults, are summarised below.

**Raise awareness of child protection**

- The increase in child protection re-registrations from 8 in 2009/10 to 18 in 2010/11 is in part due to the number of large sibling groups becoming re-registered and can be expected in relation to child protection activity where the prime objective is the protection of vulnerable children.
- Getting it Right for Every Child (GIRFEC) weekly multi agency meetings continued to deal primarily with police referrals. In 2010/11, there was an average of 82 referrals per month.
- East Ayrshire Child Protection Committee (EACPC) held its annual conference on 26 October 2010 on the theme of Improving Outcomes for Children through Effective Risk Assessment and Risk Management; and the EACPC Annual Report 2009/10 and Business Plan 2010/11 were launched.

- In relation to Internet safety, Safer Internet Day took place on 8 February 2011 and the Child Protection and Adult Protection Committees had a focus on Internet safety and cyber bullying. In addition, awareness has been raised through the Respect and Protect leaflet for children and young people, which was developed to support the Anti-Bullying Behaviour Policy.
- Multi agency training sessions were delivered in March/April 2011 to address the area of Multi Agency Chronologies of Significant Events, a key tool in the assessment process of identifying children and young people at risk. The sessions were positively reviewed and impacted on increasing awareness of child protection across the participating agencies.

## **Adult Protection**

The Adult Protection Committee Business Plan 2010/11 demonstrated significant progress with some of the key successes of the Committee and partners summarised below:

- Multi agency West of Scotland Guidelines were established across Ayrshire and made available online to practitioners across agencies, improving East Ayrshire's interagency operational policy and practice for support of adults at risk of harm.
- There have been a further 208 adult at risk referrals since the last update and referral rates are projected to continue to rise by 20%. Evidence from performance reporting of the Adult Protection Committee assisted to secure two additional frontline staff to support Educational and Social Services to meet the demand.
- A range of materials was produced, including a Multi-agency Managers Resource Pack on Adult Support and Protection and Guidelines to support practitioners.
- A rolling calendar of training was established, which includes training for registered establishments and independent providers. A total of 1,938 places were provided and, in addition, the Adult Protection Team provided information at a number of local community partnership events and conferences for older people, those with a learning disability and homeless services.
- Work was progressed in partnership with the local VIP (Virtual Inclusion Partnership) to deliver a five week Adult Support and Protection Topic to be added to its Keeping Well and Keeping Safe Project. The VIP Leaders agreed to use this model to promote awareness of adult support and protection for people who have learning disabilities in East Ayrshire and further meetings are planned to explore this further.
- A joint workshop was delivered with the Child Protection Committee for elected members and Chief Officers of the Council to demonstrate the complexity of joint working in relation to protecting people by sharing a real example of local good practice.
- The Adult Protection Committee conducted its first Significant Case Review and lessons learned have been incorporated into multi agency practice across Ayrshire. The findings have also been shared with Scottish Government to inform a review of the current legislation and a National Short Life Working Group, including Association of Chief Police Officers (ACPOS) and Independent Conveners, has been identified to consider guidance in this regard as a recognised national Issue.
- A further media campaign 'Adults Need Protecting Too' was jointly delivered across the West of Scotland in February 2011, which built on the success of the previous 'Act against Harm' media campaign. Referrals received in respect of adults at risk of harm increased by 50% following the campaign, which will be delivered again in August 2011 to continue to increase local awareness of harm, how to report it and how to seek help.
- In March 2011, a pan Ayrshire, multi-agency Adult Protection Committee development event involving key stakeholders was held in response to identified local and national trends, and provided an opportunity to share knowledge of local and national practice relating to those adults who self harm and misuse substances. As a result, an action plan has been produced to inform future practice, service and workforce development, and improve outcomes for adults who experience these issues.

## **Address the needs of victims of crime in East Ayrshire**

- The East Ayrshire No Place for Racism initiative won the award in the Diversity and Action category for the 2010 Force Excellence Awards. The No Place for Racism initiative tackled an increase in the number of racist incidents being reported to the police, which occurred mainly within or near shops and eateries. An analysis of the racist crimes committed locally reflected that 75% of offenders were male and that most were aged between 13 and 47 years and under the influence of alcohol at the time of the offence. The following activity took place as part of the initiative:
  - 10,000 beer mats were purchased to be displayed within East Ayrshire public houses informing patrons of sentencing details if convicted of racial crime.
  - 14,000 carrier bags with an anti-racism message were provided to fast food takeaways and off licences that had been victims of racial abuse in the past.
  - In partnership with East Ayrshire Council, an anti-racism banner was displayed within street sport cages to target young people. A second banner was on display at Kilmarnock railway station at the top of John Finnie Street with the message 'East Ayrshire – No Place for Racism'.
- The level of reported racially motivated crimes remained the same during the campaign and it is encouraging that the detection rate increased substantially in the same period from 52% to 70.4%. With regards to the offenders who were issued with the anti racism card at the time of their arrest, none of the offenders have committed further racially motivated crimes in the subsequent period.

## **Domestic Abuse**

- Women's Aid continued to offer a range of supports to vulnerable women and children, receiving 2,179 contacts over the year, an increase from 1,988 reported in 2009/10. The method for recording contacts was changed last year with figures now reflecting the actual numbers of individual women who contact the service, where previously repeat contacts would have been included. For this reason, the figures have reduced from the baseline but now provide a more useful measure of victims of domestic abuse. A total of 55 women and 56 children and young people were admitted to a refuge over the year. A total of 16 family refuge spaces are available, 8 in the north and 8 in the south of the authority. In relation to children and young people, 1,126 were offered one to one support sessions and 269 group activities and play sessions were delivered.
- All addiction and mental health staff are now trained to make enquiries about domestic abuse. Accident and Emergency staff are still to be trained with 66% of training having already been carried out. Questions will now be asked as routine and any referrals will be made to Women's Aid and Victim Support if required. This will enable statistics to be collated by NHS Ayrshire and Arran. Courses have been delivered on 'Understanding Domestic Abuse' and 'Moving Forward' to East Ayrshire service providers. Violence against Women training days included 23 multi agency training days and study sessions.
- An initiative to introduce alarms in the homes of victims of domestic abuse was introduced in August 2009 and, since that time, there have been 122 referrals for alarms from the Police and Women's Aid. Currently, there are 76 alarms installed and being monitored by the Risk Management Centre, an increase from 47 in 2009/10.
- A national pilot with Kilmarnock College and NHS Scotland to introduce learning around domestic abuse into a standard healthcare module has been progressed. The aim of the pilot was to assist staff in the public sector to recognise the early signs of abuse and respond appropriately. The project was the overall winner of Scotland's Colleges Equality and Diversity award in recognition of the way in which it "promoted diversity well beyond the requirements of equalities legislation".
- Two Violence Against Women Partnership meetings were convened to provide a comprehensive partnership response to violence against women in line the with the document 'Safer Lives, Changed Lives', A Shared Approach to Tackling violence Against Women in Scotland.

Local Outcome	Indicator/s (noting frequency/type/source)	Baseline at 2006/07	Progress at March 2009	Progress at March 2010	Progress at March 2011 (indicators where available)	'Progress' target/s to 2010/11 (where available)	'End' target/s and timescale/s or direction of travel	Current status
Educational achievement of children and young people at risk increased (FSF)	Number and percentage of looked after children who attain standard grades in English and Maths (SPI) Annual / East Ayrshire Council	15.0%	17.6% (September 2009)	31.0% (September 2010)	Comparable data not available due to changes in the national framework	Increase in the educational achievement of Looked After Children to the comparator group average by 2011	Educational achievement for Looked After Children to be comparable with wider school population	Not reported
	Proportion of looked after children attaining at least one Foundation award in any subject Annual / East Ayrshire Council	39.5% attainment	New indicator for 2009/10	57.1% attainment	Comparable data not available due to changes in the national framework	Increase in the educational achievement of Looked After Children to the comparator age group average by 2011	Educational attainment for looked after children to be comparable with wider school population	Not reported
<b>Key:</b> Improving progress ✓      Maintaining progress =      Improvement required X      Data unavailable O								

■ denotes Community Planning Partnership Strategic Priority; (FSF) denotes linked outcome to the Fairer Scotland Fund

Local Outcome	Indicator/s (noting frequency/type/source)	Baseline at 2006/07	Progress at March 2009	Progress at March 2010	Progress at March 2011 (indicators where available)	'Progress' target/s to 2010/11 (where available)	'End' target/s and timescale/s or direction of travel	Current status
Educational achievement of children and young people at risk increased (FSF)	Attendance and levels of inclusion Annual / SEEMIS Vision Reporting System	Primary: Attendance: 95%  Exclusions: 16 per 1,000 pupils (148 in total)  Secondary: Attendance: 91%  Exclusions: 133 per 1,000 pupils (1,053 in total)	Primary: Attendance: 95%  Exclusions: 15.9 per 1,000 pupils (143 in total)  Secondary: Attendance: 91%  Exclusions: 94.7 per 1,000 pupils (668 in total)  (June 2009) Revised figures provided by East Ayrshire Council	Primary: Attendance: 95%  Exclusions: 12.9 per 1,000 pupils (114 in total)  Secondary: Attendance: 91%  Exclusions: 85.1 per 1,000 pupils (629 in total)  (June 2010)	Primary: Attendance: 95%  Exclusions: 10.7 per 1,000 pupils (94 in total)  Secondary: Attendance: 91%  Exclusions: 84.2 per 1,000 pupils (610 in total)  (June 2011)	Improve levels of attendance and inclusion by 2011	Improve levels of attendance and inclusion by 2011	=  ✓  =  ✓
	Proportion of young people not in education/employment/training  Annual / Destinations of School Leavers from Scottish Schools Report	13.0%	New indicator for 2009/10	13.5% (2008/09)	11.6% (2009/10)  2010/11 update anticipated in December 2011	Reduction in the number of young people not in education/employment/training	Positive destinations for all young people	✓
<b>Key:</b> Improving progress ✓      Maintaining progress =      Improvement required X      Data unavailable O								

■ denotes Community Planning Partnership Strategic Priority; (FSF) denotes linked outcome to the Fairer Scotland Fund

## **Summary of progress and achievement 2010/11:**

Key performance highlights and success during 2010/11, which will contribute to educational achievement of young people at risk, are summarised below.

### **Educational achievement improved for young people at risk**

- Continued implementation of the More Choices More Chances Action Plan provides a range of supports for those young people most at risk of not entering education, employment or training, including services and opportunities provided by the Ayr and Kilmarnock Colleges, Skills Development Scotland, Jobcentre Plus, East Ayrshire Council and the Voluntary Sector.
- 16+ Learning Choices has been fully implemented across all secondary schools and special schools, and now includes all school leavers. This model will ensure that every young person completing compulsory education has an appropriate offer of a suitable place in post 16 learning well in advance of their school leaving date.
- A school non attenders programme was delivered, engaging 24 young people in learning and preparation for leaving school; and a range of mentoring, advocacy and support services provided for Looked After and Accommodated Children.
- Improved support was provided for looked after children through investment in mentor and group work programmes. Three Transitional Support Workers have been employed across 5 schools to support young people at risk of falling into the 'not in education, employment or training' group in secondary schools.
- Investment in the Prince's Trust 'XL' and 'Team' programmes to support vulnerable young people in schools and post learning opportunities provided for 45 young people to participate in 3 'Team' programmes and approximately 150 S3 and S4 pupils to participate in 'XL'.
- A project at Hansel Village provided opportunities for 8 young people from special schools and supported learning centres to participate in a work skills programme and work experience placement each session.
- A range of 'Inspiring Scotland' programmes was implemented in partnership with a number of voluntary sector organisations, namely Action for Children; East Ayrshire Carers Centre; Enable Scotland; Impact Arts; and yipworld.com.

### **Attendance and Inclusion**

- Attendance in the primary and secondary schools has remained consistent over the last three years at 95% and 91% respectively and in line with the baseline position.
- In the primary sector, the number of exclusions has reduced year on year from 148 in 2006/07 to 94 in 2010/11 (a 36.4% reduction from the baseline position).
- In the secondary sector, the number of exclusions has also declined year on year from 1,053 in 2006/07 to 610 in 2010/11 (a 42.1% reduction from the baseline position).
- At 11.6% (2009/10), the proportion of young people not in education, employment or training in East Ayrshire is below the national average of 13.2% and a reduction from 13.5% in the previous year.

Local Outcome	Indicator/s (noting frequency/type/source)	Baseline at 2006/07	Progress at March 2009	Progress at March 2010	Progress at March 2011 (indicators where available)	'Progress' target/s to 2010/11 (where available)	'End' target/s and timescale/s or direction of travel	Current status
<b>Homelessness reduced</b>	Total number of homeless presentations Annual / East Ayrshire Council	1,186 homeless presentations	971 homeless presentations Target achieved and exceeded	827 homeless presentations	<b>803 homeless presentations</b>	<b>Reduction</b> to 1,064 homeless presentations by 2011	<b>Reduction</b> to 1,064 homeless presentations by 2011	✓ Target achieved and exceeded
	Percentage of repeat homelessness within one year Annual / East Ayrshire Council (HL1 Scottish Government Return)	11.6% repeat homeless within one year	8.0% Target achieved and exceeded Revised figures provided by East Ayrshire Council following review of data quality	8.7% repeat homeless presentations	<b>6.6% repeat homeless presentations</b>	<b>Reduction</b> in percentage of repeat homeless to 11% by 2008/09 and improve performance on previous year	<b>Reduction</b> in percentage of repeat homeless	✓ Target achieved
<b>Key:</b> Improving progress ✓      Maintaining progress =      Improvement required X      Data unavailable O								

### Summary of progress and achievement in 2010/11:

Key performance highlights and success during 2010/11, which will contribute to a reduction in homelessness are summarised below.

- There has been a year on year reduction in homeless presentations from 1,186 in 2006/07 to 803 in 2010/11 (a reduction of 383 (32%) from the baseline position). This can be attributed to a progressive approach to considering a range of options to find accommodation. In this regard, the Housing Options approach is currently being developed.
- There has been a reduction in the percentage of repeat homeless presentations from the baseline position of 11.6% to 8.0% at March 2009 and 8.7% at March 2010. Contrary to the expectation that the downward trend would be reversed by the downturn in the economy, the percentage of repeat homeless presentations at March 2011 was 6.6% continuing the trend evident over the period of 4 years. This significant progress has been achieved by reviewing our lost contact arrangements and seeking to ensure that every effort is made to maintain contact with clients until discharge of duty or until a suitable accommodation outcome can be delivered. In addition, we have recognised that a high proportion of repeat homeless clients are prisoners serving short term sentences and have reviewed arrangements for supporting them.

## FAIRER SCOTLAND FUND

A more detailed summary reflecting the investment of the Fairer Scotland Fund (FSF) and the contribution to the achievement of local outcomes is provided below:

**More Choices More Chances (MCMC):** Provides a programme of support, which focuses on young people in East Ayrshire in the 14-19 years age group who are not in education, employment or training. Programme activity includes support for chronic school truants; enhanced work-related experience; enhanced 'winter leavers' programme for school pupils; and support to prevent drop outs from tertiary education and improve confidence in young people. Achievements in 2010/11 include:

- 150 S3 and S4 pupils participated in Prince's Trust 'XL' programmes and a further 45 young people participated in Prince's Trust Team projects; 80% of 'Team' programme participants moved on to positive destinations;
- 350 S3 and S5 pupils participated in a one week programme of leadership and personal development in partnership with Kilmarnock College Leadership Academy;
- 600 young people attended schools link programmes at Ayr and Kilmarnock Colleges, achieving a range of awards from SCQF Level 3 to 7;
- 100 looked after and accommodated (LAAC) young people targeted for support with their Scottish Qualifications Authority (SQA) examinations;
- 24 school non-attenders participated in a personal development programme through Alternative Curriculum Provision, of which 70% moved on to positive destinations;
- 16 young people participated in a Transitional Support Worker run summer programme, with 90% returning to school or progressing to another positive destination; and
- 64 looked after children met with a Youth Advocate and were offered support through a mentoring relationship. **(Primary link to FSF criteria: A clear focus on investment to address the causes of poverty, not its symptoms; and Focused action on improving employability as a key means of tackling poverty.)**

**Children's Learning and Supported Play Initiative (CLHASP)** continues to deliver consistent, active play activities in nurseries, schools and communities throughout East Ayrshire, ensuring that children aged 0-15 years are offered an opportunity to participate in activities which stimulate social, physical, intellectual, creative and emotional development. The Fairer Scotland Fund allocation supports the transportation element of the programme, ensuring that children in greatest need are able to access services provided. Achievements in 2010/11 include:

- a total of 28 families with 42 children supported with transport provision; and 2,136 journeys delivered, transporting homeless children from temporary accommodation across East Ayrshire;
- support provided to the project by a Public Health Nurse, jointly funded by the NHS Ayrshire and Arran and East Ayrshire Council;
- a system of referral for pre-five and school age children to health visitors, school nurses and social work developed by East Ayrshire's Housing Options service. The service also assesses transport requirements and provides appropriate transport to schools and nurseries as per the agreed protocol; and
- hygiene packs provided for all children and families who register as homeless and age appropriate toy packs distributed to children and young people.

In addition, the Council's Leisure Services actively encourage attendance of children and young people who are homeless at out of school and holiday activities. **(Primary link to FSF criteria: A strong emphasis placed on making early interventions for vulnerable individuals, families and disadvantaged communities.)**

**Victim Support:** Provides practical and emotional support and information about the criminal justice system to victims of crime, witnesses and others affected by crime and anti-social behaviour. FSF funds cover the costs of an Assistant Co-ordinator post to assist in the documentation and co-ordination of victim of crime referrals. Achievements in 2010/11 include:

- continued implementation of new referral procedures, in partnership with Strathclyde Police, which resulted in approximately 5,500 victim of crime referrals to the service;
- 1,480 victims of violent crime supported by the service;
- successful recruitment and training of two volunteer visitors who assist in the roll out of service provision; and
- relocation to new premises in the Civic Centre, John Finnie Street, Kilmarnock, which are more appropriate to the needs of service users, incorporating a dedicated meeting room for office based support appointments. This new location has resulted in an increase of 'drop-in' victims of crime. **(Primary link to FSF criteria: A strong emphasis placed on making early interventions for vulnerable individuals, families and disadvantaged communities.)**



EAST AYRSHIRE COMMUNITY PLANNING PARTNERSHIP SINGLE OUTCOME AGREEMENT 2008-2011

DRAFT ANNUAL PERFORMANCE REPORT 2010/11: OUTCOME SUMMARY

**National Outcome 9: We live our lives safe from crime, disorder and danger.**

**Local Outcomes**

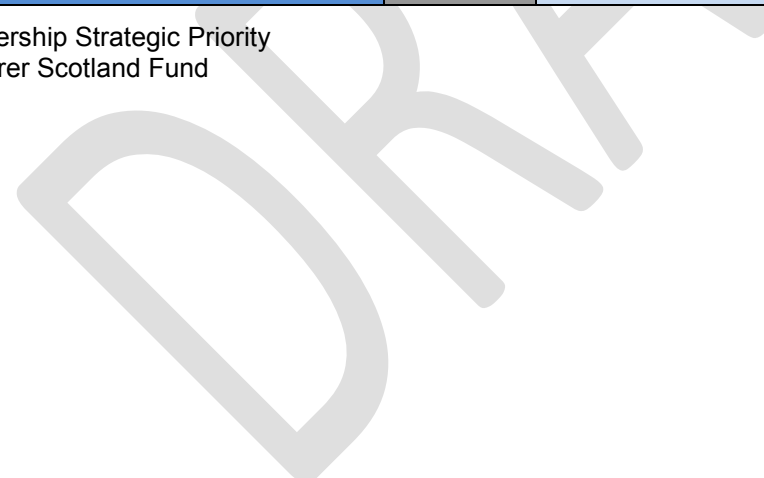
<b>Crime and anti-social behaviour reduced (FSF)</b>	Progress 2010/11	
	✓	Reduction in crimes of violence
	✓	Reduction in crimes of vandalism
	X	Increase in detections for possession of offensive weapons
	✓	Increase in detections for carrying of knives
	X	Increase in detections for drug related crime
	X	<ul style="list-style-type: none"> <li>• Drug supply</li> <li>• Possession and other drug crimes, including importation and production</li> </ul>
	✓	Increase in detections for anti-social behaviour
	✓	Reduction in reconviction rates

■ denotes Community Planning Partnership Strategic Priority (FSF) denotes linked outcome to the Fairer Scotland Fund

**Local Outcomes**

Local Outcomes	Progress 2010/11	
<b>Crime and anti-social behaviour reduced (FSF)</b>	✓	<b>Reduction</b> in the number of persistent young offenders
	X	<b>Reduction</b> in the percentage of adults who feel threatened by crime in their neighbourhood a great deal or a fair amount
<b>Community safety in neighbourhoods and homes improved</b>	✓  ✓	<b>Reduction</b> in the number of fire related injuries and incidents <ul style="list-style-type: none"> <li>• Injuries</li> <li>• Incidents</li> </ul>
<b>Community safety in neighbourhoods and homes improved (FSF)</b>	✓	<b>Reduction</b> in the number of people killed and seriously injured in road accidents

■ denotes Community Planning Partnership Strategic Priority  
 (FSF) denotes linked outcome to the Fairer Scotland Fund



**National Outcome 9: We live our lives safe from crime, disorder and danger.**

**PROGRESS IN IMPROVING THE DELIVERY OF THE NATIONAL OUTCOME**

Effective systems and structures remain in place within East Ayrshire to tackle the range of Community Safety issues being faced across our communities. The Improving Community Safety Action Plan of the Community Plan, developed in consultation with a range of stakeholders, continues to ensure co-ordinated action by all partners on identified community safety priorities.

Within East Ayrshire, Improving Community Safety is about ensuring that those living in our communities feel safe in their homes, on the streets and on the roads. In this regard, Partners have recognised the need for ongoing joint working to solve the complex issues facing our communities and, recognising the damaging effect that crime and fear of crime can have on people's quality of life, are committed to creating safe places in which to live, work and play for people of all ages.

The main issues which require to be addressed include the following:

- Crimes of violence, anti-social behaviour, acts of vandalism and drug crime.
- Fear of crime, despite falling rates in crime.
- Road safety and road traffic collisions.
- Child protection and the protection of vulnerable adults.
- Fire prevention.

**PROGRESS AT MARCH 2011 ON LOCAL OUTCOMES**

Local Outcome	Indicator/s (noting frequency/type/source)	Baseline at 2006/07	Progress at March 2009	Progress at March 2010	Progress at March 2011 (indicators where available)	'Progress' target/s to 2010/11 (where available)	'End' target/s and timescale/s or direction of travel	Current status
<b>Crime and anti-social behaviour reduced (FSF)</b>	Crimes of Violence Annual / Strathclyde Police/ Group 1	26 crimes of violence per 10,000 population (5 year average 2003-2008)	New indicator for 2009/10	21 crimes of violence per 10,000 population	<b>21</b> crimes of violence per 10,000 population	<b>Reduction</b> of crimes of violence below the 5-year average	<b>Reduction</b> of crimes of violence below the 5-year average	✓
	Crimes of Vandalism Annual / Strathclyde Police/ Group 4	227 crimes of vandalism per 10,000 population (5 year average 2003-2008)	New indicator for 2009/10	190 crimes of vandalism per 10,000 population	<b>158</b> crimes of vandalism per 10,000 population	<b>Reduction</b> of crimes of vandalism below the 5-year average	<b>Reduction</b> of crimes of vandalism below the 5-year average	✓
	Possession of Offensive Weapons Annual / Strathclyde Police/ Detections for Offensive Weapons	11 detections per 10,000 population (5 year average 2003-2008)	New indicator for 2009/10	6 detections per 10,000 population	<b>2</b> detections per 10,000 population  Reduction attributed to a new method of reporting	<b>Increase</b> detections for possession of offensive weapons above the 5-year average	<b>Increase</b> detections for possession of offensive weapons above the 5-year average	<b>X</b>
	Carrying knives Annual / Strathclyde Police/ Detections for Knives	6 detections per 10,000 population (5 year average 2003-2008)	New indicator for 2009/10	7 detections per 10,000 population	<b>7</b> detections per 10,000 population	<b>Increase</b> detections for knives per 10,000 population above the 5-year average	<b>Increase</b> detections for knives per 10,000 population above the 5-year average	✓

Local Outcome	Indicator/s (noting frequency/type/source)	Baseline at 2006/07	Progress at March 2009	Progress at March 2010	Progress at March 2011 (indicators where available)	'Progress' target/s to 2010/11 (where available)	'End' target/s and timescale/s or direction of travel	Current status
Crime and anti-social behaviour reduced (FSF)	Drug Crime Annual / Strathclyde Police/ Detections for Drug-related Crime	20 detections per 10,000 population for drug supply  59 detections per 10,000 population for possession and other drug crimes, including importation and production (5 year average 2003-2008)	New indicator for 2009/10	18 detections per 10,000 population for drug supply  52 detections per 10,000 population for possession and other drug crimes, including importation and production	13 Detections per 1 0,000 population for drug supply  48 detections per 10,000 population for possession and other drug crimes including, importation and production	Increase in detections for drug related crime per 10,000 population above the 5-year average	Increase in detections for drug related crime per 10,000 population above the 5- year average	X  X
	Anti-social behaviour (including Breach of the Peace, Urinating and Consuming Alcohol in a public place) Annual / Strathclyde Police/ Detections for Anti-social behaviour	231 detections per 10,000 population (5 year average 2003-2008)	New indicator for 2009/10	266 detections per 10,000 population	251 detections per 10,000 population	Increase detections for anti-social behaviour above the 5 year average	Increase detections for anti-social behaviour above the 5- year average	✓

Local Outcome	Indicator/s (noting frequency/type/source)	Baseline at 2006/07	Progress at March 2009	Progress at March 2010	Progress at March 2011 (indicators where available)	'Progress' target/s to 2010/11 (where available)	'End' target/s and timescale/s or direction of travel	Current status
Crime and anti-social behaviour reduced (FSF)	Reconviction rates Annual / South West Scotland Community Justice Authority	47% Ayrshire figure provided	New indicator for 2009/10	48% Ayrshire figure provided	45% Ayrshire figure provided	Reduction in reconviction rates by 2% by 2011	Reduction in reconviction rates by 2% by 2011	✓
	Number of persistent young offenders Annual / Scottish Children's Reporter Administration (SCRA)	45 persistent young offenders	27 persistent young offenders (40% reduction from baseline)	27 persistent young offenders (40% reduction from baseline)	This information is no longer published by the Scottish Children's Reporter Administration (SCRA)	Reduction of 3% in number of persistent young offenders by 2011	Reduction of 3% in number of persistent young offenders by 2011	✓ As reported at March 2010
	Percentage of adults who feel threatened by crime in their neighbourhood a great deal or a fair amount Every 3 years / East Ayrshire Community Planning Residents' Survey	18% (December 2005)	18% (December 2008)	Update not available at this time East Ayrshire Residents' Survey to be progressed in 2011	20% (March 2011) East Ayrshire SOA Residents' Survey	Reduction in the percentage of adults who feel threatened by crime by 2011	Reduction in the percentage of adults who feel threatened by crime by 2011	X
<b>Key:</b> Improving progress ✓      Maintaining progress =      Improvement required X      Data unavailable O								

■ denotes Community Planning Partnership Strategic Priority; (FSF) denotes linked outcome to the Fairer Scotland Fund

### Summary of progress and achievement in 2010/11:

Key performance highlights and success during 2010/11, which will contribute to reducing crime and anti-social behaviour and the fear of crime and anti-social behaviour, are summarised below.

### **Implement a range of activities to tackle violent crime**

- There has been a reduction in violent crime from 26 crimes of violence per 10,000 population at the baseline in 2006/07 to 21 per 10,000 population in 2010/11. Although it would appear that there has been no reduction from the 2009/10 figure of 21 per 10,000 population, the actual number of incidents reflects a reduction of 3.1% from 257 in 2009/10 to 249 in 2010/11. This can be attributed to the implementation of 200 action plans as part of the ongoing Campaign against Violence; and a significant increase in stop/searches carried out by Strathclyde Police with the intention of reducing violent crime. The overall total of stop/searches increased from 21,241 in 2009/10 to 28,642 in 2010/11. Of these, the stop/searches for offensive weapons increased from 7,119 in 2009/10 to 7,907 in 2010/11, of which positive searches increased from 114 in 2009/10 to 138 in 2010/11.

### **Effectively tackle anti-social behaviour through Partnership working**

- Strathclyde Police and East Ayrshire Council continue to be proactive in combating anti-social behaviour. Overall, incidents of anti-social behaviour have reduced from 13,574 in 2009/10 to 12,672 in 2010/11, with crimes of vandalism, for example, reducing from a baseline of 227 per 10,000 population in 2006/07 to 190 in 2009/10 and 158 in 2010/11 (per 10,000 population). Strathclyde Police and East Ayrshire Council Anti-social Behaviour Services have progressed a significant amount of proactive activity to combat anti-social behaviour in East Ayrshire by continuing to issue Adult Warning Letters (106), Letters of Concern (66), Acceptable Behaviour Contracts (32), Unacceptable Behaviour Notices (25) and Anti-social Behaviour Orders (6).

### **Tackle drug and alcohol related crime through enforcement and Partnership working**

- 30 Action Plans were implemented for the ongoing Bottle Marking and Test Purchasing Initiatives. Strathclyde Police carried out 9,849 stop/searches for drugs in 2010/11, an increase from 6,964 in 2009/10; of these, 591 were positive in 2010/11 compared with 310 in 2009/10. In respect of stop/searches for alcohol, East Ayrshire carried out the highest number in Strathclyde in 2010/11 at 9,713 of which 1,824 were positive, compared to 6,921 and 831 respectively in 2009/10. Positive stop/searches result in confiscation, the issue of fixed penalty notices or reports to the Procurator Fiscal.

### **Reconviction Rates**

- The most recent reconviction rates (for the 2006/07 cohort of offenders) were published on 31 August 2010. Across Ayrshire reconviction rates have fallen from 48% to 45%. Analysis of the one-year reconviction rates for both the 2006/07 and 2007/08 cohorts suggests that this downward trend can be sustained and improved upon.

### **Tackle the fear of crime in East Ayrshire**

- Six additional CCTV cameras have been installed, 4 of which are using the new wireless connectivity, and are located at Church Lane, Galston; Nelson Street, Kilmarnock; Sandbed Street, Kilmarnock; and Well Road, Auchinleck. Two cameras using the traditional fibre optic connectivity are located at Town Hall, Cumnock; and Market Lane car park, Cumnock.
- The Safer Streets initiative was implemented again in Kilmarnock Town Centre over the festive period in 2010, providing high visibility police patrols, taxi marshals and community warden patrols in the 'safe zone'.
- The Public Reassurance Model in North West Kilmarnock continues to be progressed. In 2010/11, activity was reviewed to increase its effectiveness, with additional partners coming on board and practitioners groups established in respect of Criminal Justice, Estates/Environment and Diversion/Community Alternatives to focus partnership activity around key priorities and achieving outcomes for the community.

### **Divert young people from crime and anti-social behaviour through involvement in education and leisure**

- Diversionary activity for young people, through initiatives such as New Sporting Futures, continues to be highly effective with attendances by young people at

a range of sports-related activities, including Night Leagues, StreetSport Express and StreetSport Cages, increasing year on year. In 2010/11, 22,583 attendances were recorded at night time and diversionary programmes against an annual target of 9,000, a further increase on the 2009/10 figure of 21,327. Funding from the Scottish Government through Cashback to Communities supported this achievement.

- In 2010/11, the Schools of Rugby have been recognised as good practice by the Scottish Rugby Union, which will utilise the East Ayrshire model in a further 20 schools across Scotland.

#### **Work with young people to divert them from the Criminal Justice System**

- Work continued to divert young people from the Criminal Justice System. In total, 157 young offenders were supported, 108 through the Restorative Justice System and 41 through SACRO (Safeguarding Communities – Reducing Offending).

#### **Tackle alcohol and drug misuse by young people**

- The Schools Alcohol Education Co-ordinator, appointed by the multi-agency East Ayrshire Alcohol and Drug Partnership, produced an educational resource, namely SPICE (Substance Misuse Prevention in Community Education), which the Scottish Government has made available to teachers across Scotland through GLOW, the national Intranet for schools.
- The 'Kick It' initiative was delivered in Shortlees, Kilmarnock by the Council's Leisure Services and Strathclyde Police, attracting almost 500 young people. Operating over five weeks, the initiative encouraged young people to participate more actively in positive behaviour on Friday and Saturday nights through a range of activities, including games, sport and street dancing.
- 'Neigh Bother' is an initiative through which young people work with horses to divert them from drinking alcohol and anti-social behaviour in general. Of 11 young people from Onthank, Kilmarnock involved in the initiative in 2010/11, 9 completed the 10-week course. The project was runner-up in the Community Wellbeing category of the 2010 Force Excellence Awards.

Local Outcome	Indicator/s (noting frequency/type/source)	Baseline at 2006/07	Progress at March 2009	Progress at March 2010	Progress at March 2011 (indicators where available)	'Progress' target/s to 2010/11 (where available)	'End' target/s and timescale/s or direction of travel	Current status
Community safety in neighbourhoods and homes improved	Number of fire related injuries and incidents Annual / Strathclyde Fire and Rescue	Injuries: 35	Injuries: 15 (57% reduction based on revised baseline )	Injuries: 16 (54% reduction based on revised baseline )	<b>Injuries: 18</b> (49% reduction based on revised baseline )	Reduction of 3% in fire related injuries and incidents by 2011	Reduction of 3% in fire related injuries and incidents by 2011	✓ Target achieved and exceeded
		Incidents: 1,468  Revised baseline provided by Strathclyde Fire and Rescue	Incidents: 1,232 (16% reduction based on revised baseline)	Incidents: 1,172 (20% reduction based on revised baseline )	<b>Incidents: 1,360</b> (7% reduction based on revised baseline )			✓ Target achieved and exceeded
Community safety in neighbourhoods and homes improved (FSF)	Number of people killed and seriously injured in road accidents Annual / Strathclyde Police	140 (1994-98 average remains the Scottish Government baseline)	66 (53% reduction) (January-December 2008)	47 (66% reduction from the baseline) (January-December 2009)	<b>55</b> (61% reduction from the baseline) (January-December 2010)	Reduction in casualties for 2010 by 40% from the 1994-98 baseline in line with national targets	Reduction in casualties for 2010 by 40% from the 1994-98 baseline in line with national targets	✓ Target achieved and exceeded
<b>Key:</b> Improving progress ✓      Maintaining progress =      Improvement required X      Data unavailable O								

■ denotes Community Planning Partnership Strategic Priority; FSF denotes linked outcome to the Fairer Scotland Fund

### Summary of progress and achievement in 2010/11:

Key performance highlights and success during 2010/11, which will contribute to improving community safety, are summarised below.

#### Fire Safety in neighbourhoods and homes improved

- **Raise awareness of fire safety and support national campaigns.** A number of initiatives have been progressed to raise awareness of fire safety and support national campaigns, including the annual Firework Campaign and the Winter Safety Campaign. Activity included fire safety enforcement inspections and the distribution of leaflets containing safety advice. In addition, inter-agency working between Strathclyde Fire and Rescue (SFR) and East Ayrshire Council resulted in the removal of 23 dangerous bonfires; and SFR part funded the fireworks display as a means of diverting young people from setting bonfires.
- **Educate young people in the dangers of deliberate fire raising and malicious calls.** As part of the annual Firework Campaign, Strathclyde Fire and

Rescue undertook a programme of school visits which reached a total of 2,800 children, including all P6 pupils. In addition, 7 Fire Reach events were delivered to a total of 70 young people; 4 young people completed the Young Fire Setters Intervention Programme and 5 are still participating; 600 children participated in the Grass Fire Initiative; and 1,500 children participated in Danger Detectives.

- **Partnership working to improve fire safety in the home.** Strathclyde Fire and Rescue continues to focus Home Fire Safety Visits on people most at risk. In 2010/11, 381 visits were completed. In addition, 4 Fire Safety Experiential Training sessions were delivered involving 31 members of the NHS Addiction Team in East Ayrshire.

### **Road Safety in neighbourhoods and homes improved**

- **Raise awareness of and improve road safety through education, engineering, enforcement and encouragement.** Although there has been an increase in deaths and serious injuries from road traffic accidents, 55 in 2010/11 compared to 47 in 2009/10, overall the figures show a downward trend. This can be attributed to the implementation of a wide range of initiatives to raise awareness of and improve road safety, including: 7 secondary schools in East Ayrshire participated in the 'Reckless Driving Wrecks Lives' initiative; all Early Years establishments were issued with the new 'Ziggy' road safety resource pack; 351 children in 12 primary schools participated in 'Kerbcraft' training, with 50 volunteers and 8 classroom assistants assisting in its delivery; a total of 35 schools participated in the summer cycling programme with 421 pupils presented for the test and 6 schools were involved in the autumn programme involving 112 pupils; and the Junior Road Safety Officers scheme was adopted in 28 primary schools. In addition, a seminar, attended by 20 schools, was held to launch the 'Speeding Ted' primary school resource, in association with the Strathclyde Safety Camera Partnership and West of Scotland Road Safety Forum. Strathclyde Fire and Rescue continues to promote road safety through the 'Cut it Out' campaign, which is delivered through the organisation's educational programme.
- In total, 312 individuals were reported for Road Traffic Offences – 163 for speeding and 149 for drink driving offences.
- In addition, a number of measures were implemented to ensure safer roads and walkways for pedestrians and drivers, including a new footpath on Beechwood Avenue, Auchinleck; 20mph zones in 5 communities; 'Twenty's Plenty' in Kilmarnock and Galston; Rural Route Action Plan measures on 5 'B' class routes; and accessibility measures in various locations. In addition, a range of minor works was progressed to improve road markings, and install bollards, safety fencing and other traffic management arrangements.

## FAIRER SCOTLAND FUND

A more detailed summary reflecting the investment of the Fairer Scotland Fund (FSF) in tackling crime and anti-social behaviour and the contribution to the achievement of local outcomes is provided below.

**Additional Police Resources:** Allows Strathclyde Police to allocate additional resources within priority areas, enhancing police visibility and accessibility in the community and proactively addressing crime and community safety issues. Achievements in 2010/11 include:

- the implementation of 223 Action Plans to target local issues, including tackling violent crime, and the misuse of alcohol and drugs and its related crime. This resulted in 323 reported cases to the Procurator Fiscal and Reporter to the Children's Panel; 412 Fixed Penalty Notices for Anti-Social Behaviour issued; 179 warrants executed; 168 bail/curfew offences detected; and an additional 6,558 stop/searches carried out;
- the ongoing provision of additional community police resources in North West Kilmarnock, an area identified as being in need of Public Reassurance due to significant deprivation and high levels of crime and disorder. The Public Reassurance Initiative, re-launched in January 2011, seeks to take a holistic approach to tackling the issues facing the area. It focuses on crime and anti-social behaviour but also looks at environmental concerns such as graffiti and local housing provision, and health issues such as methadone and addiction. In order to ensure that the project is equipped to address this wide range of issues, a range of partner agency staff have been invited to participate in the project's Problem Solving Forum, which is led by Strathclyde Police. Communication and consultation with local residents will be key to the success of the initiative and a range of print materials have been produced to keep local residents advised of the ongoing activity and to invite them to participate in the consultation element of the project. Regular public meetings have been held, open to all local residents. This initiative will continue until December 2011, at which time a formal evaluation of the exercise will be undertaken; and
- increased patrols at various shopping, retail and nightlife locations as part of the wider Christmas 'Safer Streets' campaign, ensuring that shoppers and revellers were safe during the festive period. **(Primary links to FSF criteria: A clear focus on investment to address the causes of poverty, not its symptoms; and Promotion of joint working between local partners.)**

**Risk Management Centre:** The funding provided by the Fairer Scotland Fund contributes to overall monitoring costs within the Risk Management Centre. The Council Public Space Closed Circuit Television (CPSCCTV) network incorporates 59 cameras located across the authority area. All cameras are monitored at the Centre which operates on a 24-hour basis. The Risk Management Centre has a total of 25 monitoring staff, 3 of whom are designated as Senior Operators. In addition, the Centre monitors 43 remote East Ayrshire Council (EAC) property sites, including CCTV, around 3,500 Community Alarms, Roads and Light Faults, and Domestic Abuse alarms. There is also ongoing work to enable monitoring of all EAC property alarms to be handled by the Centre and, after 5 pm daily and at weekends/public holidays, monitoring staff are also responsible for answering helpline calls made to the Council.

- The Risk Management Centre works closely with Strathclyde Police in all aspects of its operation and in particular in relation to Police action plans.
- The Community Alarm function within the Risk Management Centre handles on average of 9,000 calls a month received from the older and more vulnerable members of our community. The Centre is also involved in the provision of extended Telecare as part of the Scottish Government's ongoing initiative and works in partnership with Health on the 'Falls' programme.
- The Centre also provides call handling services for the Council Anti-Social Behaviour Service and works proactively with Community Safety Practitioners; and works closely with the Council Corporate Enforcement Team assisting in the active enforcement of regulations

Achievements in 2010/11 include:

- Public Realm CCTV recorded and reported on a total of 919 incidents, including a significant contribution in respect of a number of serious incidents;
- 439 downloads of incidents captured on screen reviewed by Strathclyde Police to assist with their enquiries;
- 24-hour CCTV coverage provided by operating staff on a 365 day basis, monitoring all systems, ensuring prompt and effective responses to members of the public and other service users and including all partner agencies. The centre can and has been used by Strathclyde Police to assist in the management of large scale events within the East Ayrshire area, with Senior Officers being based in the centre to coordinate such activities;
- the Town Centre Regeneration Fund schemes in Kilmarnock, Cumnock and Galston enhanced through the installation of an additional 5 CCTV cameras to support these initiatives, bringing the total to 59 public realm CCTV cameras currently in operation across the authority area;
- 5 cameras installed utilising wireless technology rather than physical cabling, eliminating recurring line rental costs and providing better value for money without any reduction in image quality; and
- advances currently being made in the development of a re-deployable camera, originally planned for 2010/11, one of which is currently located in the Kilmarnock area and some further work being undertaken by the Council's IT section to improve the image quality and security issues around this type of camera. These additional works should be completed in 2011; thereafter, it is anticipated that some additional cameras of this type will be procured to provide fast deployment to areas which have been identified by our Community Safety practitioners as requiring short term assistance. This type of development is in line with the Scottish Government CCTV Strategy published in March 2011. **(Primary link to FSF criteria: Promotion of joint working between local partners.**

**New Sporting Futures** delivers a wide and diverse range of activities which increases physical activity levels of young people but more specifically, through outreach programmes such as StreetSport Express and StreetSport Cages, the project is engaging young people in sports activity who do not normally attend organised activities. Achievements in 2010/11 include:

- provision of a range of school and community based sporting and physical activity opportunities to increase physical activity levels of children and young people with attendances of 49,744 children and young people in 2010/11, an increase of almost 4,000 (8.5%) attendances on the 2009/10 figure;
- provision of a range of night time and diversionary sports programmes delivered within targeted communities as an alternative to anti-social behaviour and alcohol with attendances of 22,583 young people in 2010/11, which is over 1,000 (5.9%) more attendances than the previous year;
- the delivery of Kilmarnock Football Club StreetSport Icon initiative in summer 2010, which resulted in almost 1,000 young people competing and 12 of these young people going on to train with Kilmarnock Football Club pre-season camp. The lasting impact of this initiative can be demonstrated by 2 young competitors who subsequently volunteered in sport prior to enrolling in a Higher National Certificate sports programme at Kilmarnock College, a further 5 individuals who completed a community sports leadership certificate in October 2010 and 2 of the most talented individuals who won additional trials with the Kilmarnock Football Club under 19 squad;
- two schools of rugby introduced in East Ayrshire using Fairer Scotland Fund and Cashback to Communities resources. Cumnock Academy School of Rugby has 14 pupils registered and Grange Academy School of Rugby has 16 pupils registered. Early evaluations of the initiative demonstrate a positive impact on attendance rates of pupils at both schools and general indications of pupils feeling healthier, fitter and more active. As a direct result of the programme, the delivery of after-school rugby at both schools has increased significantly with average attendances of 40 pupils per school each week, and representation in local and national events providing greater recognition of pupils' wider achievement. The Schools of Rugby have also had a major positive impact on the wider club and community development of rugby. Importantly, funding procured for this programme has enabled both Rugby Clubs to employ part time Club Development Officers who deliver coaching programmes alongside Scottish Football Association staff within schools, and facilitated community and school to club links. On a national basis, the Schools of Rugby were the first in Scotland and the Scottish Rugby Union has announced its intention to target a further 20 schools across Scotland with programmes based on the East Ayrshire model; and

- delivery of planned and ad hoc brief interventions with young people involved in or at risk of problematic alcohol use. This includes specific planned interventions during Alcohol Awareness Week and ad hoc interventions during ongoing activities when young people are presenting with alcohol issues; and delivery of specific weekly programmes to improve health and wellbeing of young people looked after within residential children's houses and to support specific young people leaving care. **(Primary links to FSF criteria: A clear focus on investment to address the causes of poverty, not its symptoms; and Promotion of joint working between local partners.)**

**Road Safety Improvements:** Delivers a range of road safety improvements to communities within identified areas, including traffic calming measures which will be implemented in residential areas, around local schools and at other sensitive locations. Achievements in 2010/11 include:

- a range of accessibility improvements implemented, including dropped kerbs with tactile paving, enhanced footway connections at bus stops and improved bus shelters with lighting;
- 20mph speed limits and traffic calming measures to assist drivers to comply with the new speed limits; 20mph zones promoted in 6 residential areas; and 'Twenty's Plenty' zones implemented in Kilmarnock (Springhill Gardens) and Galston (Sorn Place, Burnawn Place and Clockston Place); and
- close partnership working continued with Strathclyde Police to ensure that implemented measures enhance personal safety in the most vulnerable communities. **(Primary links to FSF criteria: A clear focus on investment to address the causes of poverty, not its symptoms; and Promotion of joint working between local partners.)**

**Street Lighting:** Provides for the installation of high quality street lighting in disadvantaged areas where existing street lighting is structurally safe but of poor quality. Achievements in 2010/11 include:

- continued implementation of a new, energy efficient lighting standard, 'Cosmopolis' in all FSF funded street lighting improvement programmes. This has improved the quality of the lighting and reduced energy consumption, with a corresponding reduction in carbon emissions contributing to the Council's sustainability strategy; and
- completion of street lighting improvements in the following communities: Auchinleck (Beechwood Avenue and Boswell Drive); New Cumnock (Castlemains Avenue area); Muirkirk (Hawkshaw Terrace); and Patna (Carsgeoch Drive). **(Primary links to FSF criteria: A clear focus on investment to address the causes of poverty, not its symptoms; and Promotion of joint working between local partners.)**



# EAST AYRSHIRE COMMUNITY PLANNING PARTNERSHIP SINGLE OUTCOME AGREEMENT 2008-2011

## DRAFT ANNUAL PERFORMANCE REPORT 2010/11: OUTCOME SUMMARY

**National Outcome 10: We live in well-designed, sustainable places where we are able to access the amenities and services we need.**

**Local Outcomes**

Local Outcomes	Progress 2010/11	
Transport solutions improved, particularly in the rural areas, ensuring that good quality affordable choices are available	X	Increase in the proportion of residents satisfied with public transport
	✓	Reduction in the local share - Access to services (Scottish Index of Multiple Deprivation)
	X	Reduction in the percentage of the road network considered for maintenance treatment
Number of buildings which are suitable and accessible for people with a disability increased	✓	Increase in the number of council buildings where the Council delivers services to the public and percentage of these with full public area suitability for, and accessible to, people with a disability
Attractiveness of communities improved	✓	All Council houses to meet the Scottish Housing Quality Standard by 2015
	X	Increase in the percentage of adults who rate their town or village as a good place to live

■ denotes Community Planning Partnership Strategic Priority  
 (FSF) denotes linked outcome to the Fairer Scotland Fund

**National Outcome 10: We live in well-designed, sustainable places where we are able to access the amenities and services we need.**

**PROGRESS IN IMPROVING THE DELIVERY OF THE NATIONAL OUTCOME**

Community Planning Partners have in place a range of effective structures and operating arrangements to ensure progress against the planned local outcomes and related national outcomes contained within the Single Outcome Agreement. The key drivers for change are summarised below.

**Transport solutions improved**

- Development and implementation of the Local Transport Strategy has been aligned with the outcomes and targets in our Single Outcome Agreement, as appropriate.
- The carriageway structural maintenance allocation in the 10 year Capital Investment Programme for Roads and Transportation increases incrementally over the remaining 8 years of the programme from £1.76 million in 2011/12 to £2.625 million in 2018/19. In addition, the opportunity was taken to realign £1 million over the 8 remaining years of the programme from footway structural maintenance, traffic and road safety, flood mitigation and contingency allocations to carriageway structural maintenance to assist in improving the condition of the road network. The additional £2 million allocated by the Council in February 2010 and further £1 million approved by the Council in February 2011 to address the damage to the road network resulting from severe winter weather will assist in improving road condition.

**Public accessibility**

- Issues in respect of public accessibility are given a high priority within Council and, in this regard, we strive to ensure that its buildings meet or exceed the requirements of the Disability Discrimination Act 1995.

**Attractiveness of communities improved**

- East Ayrshire Strategic Housing Investment Plan, covering the five year period from 2011-2012 to 2015-2016, sets out how resources will be used over the medium term (up to 5 years) to deliver the affordable housing investment priorities articulated in the Local Housing Strategy. The main focus is on how Development Funding and social housing providers' funds are used to improve the provision of good quality houses in the social rented sector and affordable owner occupation. The Strategic Housing Investment Plan also seeks to support the ongoing work of the Council in terms of its statutory duty to promote the eradication of homelessness by 2012 and its corporate parenting responsibility. The programme provides for a range of housing solutions in response to the varying needs of different service users.

**PROGRESS AT MARCH 2011 ON LOCAL OUTCOMES**

Local Outcome	Indicator/s (noting frequency/type/source)	Baseline at 2006/07	Progress at March 2009	Progress at March 2010	Progress at March 2011 (indicators where available)	'Progress' target/s to 2010/11 (where available)	'End' target/s and timescale/s or direction of travel	Current Status
Transport solutions improved, particularly in the rural areas, ensuring that good quality affordable choices are available	Proportion of residents satisfied with public transport Every 3 years / East Ayrshire Community Planning Residents' Survey	74% (December 2005)	69% (December 2008)	60% (June 2010)  Community Planning Residents' Panel Survey	<b>63%</b> (March 2011)  East Ayrshire SOA Residents' Survey	<b>Increase</b> by 2011	<b>Increase</b> by 2011	<b>X</b>
	Access to services (SIMD) Anticipated every 2 years / Scottish Index of Multiple Deprivation (SIMD)	14.9% local share in 0-15% most deprived datazones (2006)	Updated SIMD anticipated in October 2009	12.3% local share in 0-15% most deprived datazones (2009)	<b>Update anticipated in November/December 2012</b>	<b>Reduction</b> in local share by 2009	<b>Reduction</b> in local share by 2009	✓  As reported at March 2010
	Percentage of the road network considered for maintenance treatment Annual / East Ayrshire Council (Road Condition Survey)	43.5% (2007/08) Road condition indicator replaced the SPI in 2007/08 and has been developed to characterise the overall condition of the road network over a two-year rolling average	40.5%	40.1%	<b>45.3%</b>	<b>Reduction</b> of 2% in the proportion of the road network that should be considered for maintenance treatment by 2011	<b>Reduction</b> of 5% in the proportion of the road network that should be considered for maintenance treatment by 2014 and 10% reduction by 2019	<b>X</b>
<b>Key:</b> Improving progress ✓      Maintaining progress =      Improvement required X      Data unavailable O								

### **Summary of progress and achievement in 2010/11:**

Key performance highlights and success during 2010/11, which will contribute to improved transport solutions, are summarised below.

- Although there was an increase in the percentage of the road network considered for maintenance treatment from 40.1% in 2009/10 to 45.3% in 2010/11 due to severe winter weather, the Council is taking remedial action with the allocation of £3 million to address the damage.
- Support continued for Coalfield Community Transport to provide socially desirable transport services. In 2010/11, passenger numbers increased to 44,544, an increase of 21% from 36,847 in 2009/10. In addition, a new service was introduced between Cumnock and Skares.
- A real-time passenger information system was introduced on key bus corridors in partnership with Strathclyde Partnership for Transport (SPT). Real-time bus arrival displays are now installed at key bus stops on the Kilmarnock to Ardrossan route (Service 11) and Stewarton to Darvel route (Service 1), and at Kilmarnock bus station. In addition, a quality partnership agreement with bus operators is being developed as part of the real-time bus information project.
- The contract has been awarded for construction of a new 70 space car park at Stewarton railway station, which is due for completion by summer 2011.
- A draft feasibility study report was prepared to assess potential for a bus park and ride facility in the Kilmarnock area and £70,000 was allocated by SPT to commence the implementation of the Kilmarnock, Kilmaurs and Dunlop rail park and ride initiatives.
- A 5 Point Action Plan leaflet prepared by the A76 Partnership was submitted to the Scottish Transport Minister setting out the upgrading required on the A76, including the provision of a Mauchline bypass. A response from the Transport Minister is currently awaited.
- A pilot scheme for an integrated transport initiative for health and social care transport is currently being developed.

Local Outcome	Indicator/s (noting frequency/type/source)	Baseline at 2006/07	Progress at March 2009	Progress at March 2010	Progress at March 2011 (indicators where available)	'Progress' target/s to 2010/11 (where available)	'End' target/s and timescale/s or direction of travel	Current Status
<b>Number of buildings which are suitable and accessible for people with a disability increased</b>	Number of council buildings where the Council delivers services to the public and percentage of these with full public area suitability for, and accessible to, people with a disability Annual / East Ayrshire Council	45.9%	64.2%	66.0%	<b>66.7%</b>	Increase on an annual basis	Increase in the number of buildings accessible to people with a disability	✓
<b>Key: Improving progress ✓      Maintaining progress =      Improvement required X      Data unavailable O</b>								

### Summary of progress and achievement in 2010/11:

Key performance highlights and success during 2010/11, which will contribute to an increase in the number of accessible buildings for people with a disability, are summarised below.

- Between 2009/10 and 2010/11, the increase in the number of buildings which are suitable and accessible for people with a disability continued to be primarily due to the provision, through the Council's comprehensive capital programme, of new properties that have been designed to meet the accessibility needs of their users.
- The Council's new accessibility surveys are carried out internally and involve the service provider, which increases their disability awareness and provides an opportunity for them to review how they deliver their service.
- Community Planning Partners have continued to support the development of the DisabledGo–East Ayrshire online access guide, which provides a range of information in respect of services, attractions and culture and heritage opportunities, and is a useful resource for people with hearing, vision or mobility concerns.

Local Outcome	Indicator/s (noting frequency/type/source)	Baseline at 2006/07	Progress at March 2009	Progress at March 2010	Progress at March 2011 (indicators where available)	'Progress' target/s to 2010/11 (where available)	'End' target/s and timescale/s or direction of travel	Current status																																															
Attractiveness of communities improved	Total number of Council houses meeting the Scottish Housing Quality Standard Annual / SPI 2 Housing / Accounts Commission	New indicator for 2008/09 Baseline to be set at April 2009	7,205 properties (55.1%) (April 2009)	7,585 properties (58.4%)	9,179 properties (71.0%)	All Council houses to meet the Scottish Housing Quality Standard by 2015  Work to be developed with Registered Social Landlords	All Council houses to meet the Scottish Housing Quality Standard by 2015	✓																																															
	Percentage of adults who rate their town or village as a good place to live Every 3 years / East Ayrshire Community Planning Residents' Survey	Rating of town/village as a good place to live <table border="1"> <tr> <td>VG</td><td>G</td><td>FP</td><td>VP</td> </tr> <tr> <td>32%</td><td>51%</td><td>5%</td><td>4%</td> </tr> <tr> <td colspan="4">NB - 8% Neither/Nor</td> </tr> </table> (December 2005)	VG	G	FP	VP	32%	51%	5%	4%	NB - 8% Neither/Nor				Rating of town/village as a good place to live <table border="1"> <tr> <td>VG</td><td>G</td><td>FP</td><td>VP</td> </tr> <tr> <td>26%</td><td>46%</td><td>7%</td><td>6%</td> </tr> <tr> <td colspan="4">NB -15% Neither/Nor</td> </tr> </table> (December 2008)	VG	G	FP	VP	26%	46%	7%	6%	NB -15% Neither/Nor				Rating of town/village as a good place to live <table border="1"> <tr> <td>VG</td><td>G</td><td>FP</td><td>VP</td> </tr> <tr> <td>14%</td><td>53%</td><td>17%</td><td>2%</td> </tr> <tr> <td colspan="4">NB -14% Neither/Nor</td> </tr> </table> (June 2010)  Community Planning Residents' Panel Survey	VG	G	FP	VP	14%	53%	17%	2%	NB -14% Neither/Nor				Rating of town/village as a good place to live <table border="1"> <tr> <td>VG</td><td>G</td><td>FP</td><td>VP</td> </tr> <tr> <td>19%</td><td>57%</td><td>12%</td><td>1%</td> </tr> <tr> <td colspan="4">NB -11% Neither/Nor</td> </tr> </table> (March 2011)  East Ayrshire SOA Residents' Survey	VG	G	FP	VP	19%	57%	12%	1%	NB -11% Neither/Nor				Reduction in percentage of fairly poor and very poor ratings by 2011	Reduction in percentage of fairly poor and very poor ratings by 2011
VG	G	FP	VP																																																				
32%	51%	5%	4%																																																				
NB - 8% Neither/Nor																																																							
VG	G	FP	VP																																																				
26%	46%	7%	6%																																																				
NB -15% Neither/Nor																																																							
VG	G	FP	VP																																																				
14%	53%	17%	2%																																																				
NB -14% Neither/Nor																																																							
VG	G	FP	VP																																																				
19%	57%	12%	1%																																																				
NB -11% Neither/Nor																																																							
<b>Key:</b> Improving progress ✓      Maintaining progress =      Improvement required X      Data unavailable O																																																							

### Summary of progress and achievement in 2010/11:

Key performance highlights and success during 2010/11, which will contribute to improving the attractiveness of our communities, are summarised below.

- Progress towards the achievement of the Scottish Housing Quality Standard (SHQS) is proceeding on target for full compliance by the required deadline of 2015. At 31 March 2011, 71% of Council dwellings met the SHQS, an increase on the previous year (58.4%). The Council remains committed to addressing any disrepair and providing popular and individually designed and finished kitchens and modern sanitary ware to all of its homes to ensure ongoing tenant satisfaction and full SHQS compliance by 2015.
- A Tenant Participation Strategy was updated for implementation in 2011/12, which will encourage tenants and residents to become involved in local neighbourhood management of their estates.
- Although the percentage of adults who rate their town or village as a very/fairly poor place to live has increased from 9% at the baseline position to 13% at March 2011, a range of activities continues to be implemented across East Ayrshire to improve the natural and built environment through the Community Plan Delivering Community Regeneration Action Plan and updated Local Plan. It is anticipated that these works will continue to have a positive impact on local perceptions over the longer reporting cycle.

## FAIRER SCOTLAND FUND

A more detailed summary reflecting the investment of the Fairer Scotland Fund (FSF) in tackling poverty and deprivation and the contribution to the achievement of local outcomes is provided below.

**Coalfield Community Transport (CCT):** Provides access to affordable transport for people living in rural communities to allow participation in activities, services and opportunities. Achievements in 2010/11 include:

- over 860 registered members with the 'Dayhopper' Service, including 44 wheelchair users;
- 159 local community and voluntary groups registered with the service, with driving services provided by 235 'MiDAS' trained volunteers; and
- provision of a 'Cumnock Connector' service, enabling eligible residents in Cumnock and surrounding areas to shop and access local services, including onward transport connections; and an additional service for Skares, Sinclairston and Holmhead, which allows service users within these areas to access Cumnock town centre at peak times. **(Primary link to the FSF criteria: A clear focus on investment to address the causes of poverty, not its symptoms.)**

**Restoring Communities Programme (RCP):** Develops, implements and establishes sustainable regeneration projects within priority areas, in partnership with the local communities. Achievements in 2010/11 include:

- 4 vacant and derelict buildings tacked, 1 in Kilmarnock, 1 in Cumnock, 1 in Galston and 1 in Catrine;
- provision of continued support to the Conservation Area Regeneration Scheme (CARS) for Cumnock, providing grant assistance for building repair within the Cumnock Conservation Area to one major priority project, namely Dumfries Arms Hotel, and 5 small building repair projects. In addition, training in traditional building skills has been provided for 7 local professionals/contractors and a number of school trips have encouraged wider understanding and awareness of the heritage within the Cumnock conservation area;

- support provided to a wide range of communities across East Ayrshire, including Kilmarnock, Cumnock, Stewarton, Galston, Darvel, Auchinleck, Catrine, and New Cumnock;
- an extension to the Scottish Government's Town Centre Regeneration Fund project, funded by the Restoring Communities Programme, provided an improved public entrance into Galston over the Polwarth Bridge;
- following the five day Enquiry by Design event reported in 2009/10, which focused on the four towns straddling the A76, Action Plans being developed for each of the four communities, namely Mauchline, Auchinleck, Cumnock and New Cumnock; and
- through RCP officers, substantial funding in excess of £3.5 million secured for a range projects from the Scottish Rural Development Programme, Heritage Lottery Fund and the Growing Communities Assets for the restoration of the Catrine Water system. This will include Catrine Weir and Voes, a Scheduled Ancient Monument and the development of a hydro power project as part of the wider Catrine Environmental Heritage Project. The Catrine Community Trust has grown from strength to strength, purchasing 14 Ballochmyle Street, Catrine through the Community Right to Buy legislation for a Community Education and Visitor Interpretation Centre through further financial assistance from East Ayrshire Council.

DRAFT



# EAST AYRSHIRE COMMUNITY PLANNING PARTNERSHIP SINGLE OUTCOME AGREEMENT 2008-2011

## DRAFT ANNUAL PERFORMANCE REPORT 2010/11: OUTCOME SUMMARY

**National Outcome 11: We have strong, resilient and supportive communities where people take responsibility for their own actions and how they affect others.**

### Local Outcomes

	Progress 2010/11	
Participation by people of all ages in community activity increased (FSF)	✓	Increase in the proportion of residents involved in community activity
Carers and young carers supported (FSF)	✓	Increase in the number of carers receiving ongoing support
Proportion of people needing care and support who are able to sustain an independent quality of life as part of the community increased, through effective joint working	✓	Reduction in the number of patients waiting more than 6 weeks for discharge to appropriate setting
	✓	Maintain percentage (level at 30%) of people aged 65+ with intensive needs receiving care at home
	✓	Maintain percentage (level at 7%) of people aged 65+ receiving free personal care at home

■ denotes Community Planning Partnership Strategic Priority  
 (FSF) denotes linked outcome to the Fairer Scotland Fund

**National Outcome 11: We have strong, resilient and supportive communities where people take responsibility for their own actions and how they affect others.**

**PROGRESS IN IMPROVING THE DELIVERY OF THE NATIONAL OUTCOME**

Community Planning Partners continue to have in place a range of effective structures and operating arrangements to ensure progress against the planned local outcomes and related national outcomes contained within the Single Outcome Agreement. The key drivers for change are summarised below.

- The Local Government in Scotland Act 2003 requires that the Council and its Community Planning Partners ensure community participation in the overall Community Planning process. In this context, a Community Engagement Framework has been established in East Ayrshire, which ensures the ongoing and systematic engagement of communities in informing the planning and delivery of services which meet the needs of local communities.
- Effective community engagement continues to lie at the heart of the Community Planning process in East Ayrshire and building the capacity of community representatives on the Community Planning Partnership (CPP) Board, Local Community Planning Forums and the Federations of Community Groups is fundamental to ensuring embedded and sustained community ownership of the Community Plan/Single Outcome Agreement. In addition, the support provided to the Children and Young People's Forum and Equalities Forum continues to ensure effective community engagement in the overall Community Planning process.
- East Ayrshire Community Planning Partners recognise that the National Standards for Community Engagement highlight good practice in community consultation and engagement, and continue to ensure that these standards are achieved as a minimum in all activity.
- A Third Sector Interface has been established in East Ayrshire, which has been signed off by the Scottish Government from 1 April 2011, subject to arrangements being made for the Interface to be represented on the CPP Board. The Interface will have representation on the CPP Board from June 2011.
- There is an increasing emphasis on working with community groups and community associations to explore opportunities for community ownership of local facilities and the establishment of community trusts. Work with the Development Trusts Association Scotland will be taken forward in this regard.
- The East Ayrshire Carers Action Plan has been published and a local Carers Forum established as a sub group of the Community Health Partnership (CHP) to drive forward this important work.
- The budget statement by the Scottish Government on 17 November 2010 included indication of a 'Change Fund' to support the Reshaping Care for Older People programme with a national resource of £70 million for 2011/2012. On 23 December 2010, Guidance on the Change Fund was issued, which detailed an allocation of £1.648 million for East Ayrshire. As a consequence of this, East Ayrshire CPP Board remitted the CHP Committee to develop a Local Transformation Plan, which required to be developed and agreed in partnership by East Ayrshire Council, NHS Ayrshire and Arran and the Voluntary and Independent Sectors. East Ayrshire's submission was formally approved by the Scottish Government on the 15 March 2011. The Transformation Plan sets out an investment and implementation strategy to utilise the resources allocated through the Change Fund in support of further progressing the Reshaping Care agenda. Work in this regard will be taken forward in 2011/12.

**PROGRESS AT MARCH 2011 ON LOCAL OUTCOMES**

Local Outcome	Indicator/s (noting frequency/type/source)	Baseline at 2006/07	Progress at March 2009	Progress at March 2010	Progress at March 2011 (indicators where available)	'Progress' target/s to 2010/11 (where available)	'End' target/s and timescale/s or direction of travel	Current status
<b>Participation by people of all ages in community activity increased (FSF)</b>	Proportion of residents involved in community activity in the last 12 months Every 3 years / East Ayrshire Community Planning Residents' Survey	13% (December 2005)	11% (December 2008)	37% (June 2010) East Ayrshire Community Planning Residents' Panel Survey	15% (March 2011) East Ayrshire SOA Residents' Survey	Increase proportion of people involved in community activity	Increase proportion of people involved in community activity	✓
<b>Key: Improving progress ✓      Maintaining progress =      Improvement required X      Data unavailable O</b>								

(FSF) denotes linked local outcome to the Fairer Scotland Fund

DRAFT

## Summary of progress and achievement towards the local outcome in 2010/11:

Key performance highlights and success during 2010/11, which will contribute to increased community participation in community activity, are summarised below.

- The four Local Community Planning Forums strengthen and increase community representation in community planning decision making at local level as well as effectively promoting involvement in community activity in local communities. In 2010/11, the Forums considered a range of issues, including regeneration, mental health and wellbeing, and community safety.
- A comprehensive package of support continues to be provided to support and build the capacity of community representatives on the two Federations of Community Groups and the Local Community Planning Forums, including dedicated support staff; ICT equipment and services; individual training programmes; and expenses procedures. Increased support was provided to both Federations to enable them to progress changes in their organisations to ensure best value from reduced resources.
- A total of 632 community based organisations were supported to build community capacity. The introduction of the Community Capacity Building Toolkit in 2010/11 assisted to identify the development needs of community groups and clarify the level of support required. Initially developed for the Community Learning and Development Service, the extension of the toolkit as a corporate resource will facilitate a more consistent approach to community capacity building and better outcomes for community groups. This year, the Toolkit has been utilised with 41 organisations.
- A new Third Sector Interface was developed as a result of changes by the Scottish Government to the remit and funding arrangements of Volunteer Centres and Councils of Voluntary Organisations across Scotland. The new Interface in East Ayrshire will be represented on the Community Planning Partnership Board in 2011/12, further supporting the Third Sector's engagement in planning, decision making and delivery in respect of local services across East Ayrshire and its contribution to the achievement of SOA outcomes.
- Nineteen new organisations were registered for disclosures, which exceeded the annual target of five. Changes in the disclosure system have resulted in greater attention in this area of work; however, the full impact will not be demonstrated until individuals require to join the Protecting Vulnerable Groups (PVG) membership scheme over the next 2/3 years.
- Twenty-eight capacity building programmes were delivered to community organisations to support them with committee skills, financial management, social enterprise and support for accessing funding.
- East Ayrshire Community Planning Partners have given a commitment to carrying out joint community consultation, where possible. To avoid duplication of consultation activities, a representative Residents' Panel provides an increased understanding of residents' views, and increases community consultation in the planning and development of services. The Panel, which currently comprises around 850 members, is consulted routinely, a minimum of twice per year. In 2010/11, the Panel was consulted in respect of the Community Plan Four-yearly Review and Decriminalised Parking, and participated in the Council's Budget Consultation exercise.
- The Federations of Community Groups have been systematically involved in Community Planning and the ongoing development of the Single Outcome Agreement through their participation in the CPP Board.
- Fifteen percent of respondents stated that they have undertaken any work or activities in a voluntary basis at any time in the past 12 months; this is an increase from 11% in 2008. Respondents aged 55-59 years are most likely to have undertaken any voluntary work, 23% doing so, compared to 8% respondents aged 25-34 years (East Ayrshire SOA Residents' Survey, March 2011).

## FAIRER SCOTLAND FUND

A more detailed summary reflecting the investment of the Fairer Scotland Fund in tackling poverty and disadvantage and the contribution to the achievement of local outcomes is provided below.

**Coalfield Communities Federation (CCF):** Encourages representation from all local communities in the south of the authority to participate in a forum, which informs the strategic direction and future programme activity of East Ayrshire Community Planning Partnership. The Federation is represented on the Community Planning Partnership Board and the local Community Planning Forums. Achievements in 2010/11 include:

- a total of 16 member organisations represented on the CCF, including 12 community councils, the Access Panel, East Ayrshire South Forum on Disability, Dalmellington Partnership, the Woodroad Regeneration Forum and, in addition, three individual members;
- two editions of the CCF's 'Glennie' newsletter prepared, published and distributed widely across the south of East Ayrshire; and
- the CCF developing effective relationships with partners/other agencies and its members actively contributing to the Public Partnership Forum Core Group, Community Health Partnership, Barony 'A' Frame, Children and Young People's Representative Forum, Ayrshire LEADER Local Action Group and SURF (Scottish Urban Regeneration Forum). **(Primary link to FSF criteria: Empowering communities and individuals to influence and inform the decisions made by the Community Planning Partnerships.)**

**North Federation:** A representative body of communities within the north of East Ayrshire, which acts as a key mechanism to ensure that the community is fully integrated in local activities. The North Federation has representation on the Community Planning Partnership Board and the Local Community Planning Forums, and assists to inform strategies and programmes promoted and funded by the Community Planning Partnership. Achievements in 2010/11 include:

- a total of 32 member organisations represented on the North Federation, including 13 community councils, Alzheimer Scotland; Ayrshire Samaritans; Bonnyton Community Association; Centrestage; Clubs for Young People; East Ayrshire Access Panel (North District); East Ayrshire Carers Centre; East Ayrshire Elderly Forum; Fenwick Weavers; Heal the Earth Ayrshire; Kilmarnock and District Can Cycle; Kilmarnock Fellowship of Churches; Kilmarnock Retailers Trade Association; Kilmarnock Shopmobility; Kilmarnock Town Centre Regeneration Liaison Group; North West Youth Project; The SKY Project; Virtual Inclusive Partners (VIPS); and Youth Advocacy;
- successful management of Kilmarnock Shopmobility Scheme in partnership with East Ayrshire Council; and
- eight funding applications completed, resulting in £3,365 of external funding secured for member organisations. **(Primary link to FSF criteria: Empowering communities and individuals to influence and inform the decisions made by the Community Planning Partnerships.)**

**External Funding and Sustainability Officer:** Supports local community and voluntary groups to access external funding opportunities and assists the development of future sustainability plans for community based initiatives. Achievements in 2010/11 include:

- funding awards secured for East Ayrshire in year totalled £8.4 million to be paid over a number of years, including over £5.28 million external funding secured for in 2010/11;
- successful bids made to a wide range of funding bodies, including the Big Lottery Fund, Historic Scotland, Heritage Lottery Fund, BBC Children in Need, Cumnock and Doon Valley Minerals Trust, Ayrshire LEADER, the Coalfields Regeneration Trust and Score Environment;
- 123 local community/voluntary groups supported to prepare and submit external funding applications, with 107 (86%) groups successfully securing funding awards; and
- 14 external funding training events/surgeries delivered. **(Primary link to FSF criteria: A clear focus on investment to address the causes of poverty not its symptoms.)**

Local Outcome	Indicator/s (noting frequency/type/source)	Baseline at 2006/07	Progress at March 2009	Progress at March 2010	Progress at March 2011 (indicators where available)	'Progress' target/s to 2010/11 (where available)	'End' target/s and timescale/s or direction of travel	Current status
<b>Carers and young carers supported (FSF)</b>	Number of carers receiving ongoing support Annual / East Ayrshire Carers Centre	4,500 carers receiving ongoing support	5,708 carers receiving ongoing support	6,039 carers receiving ongoing support	<b>6,974 carers receiving ongoing support</b>	<b>Increase</b> in the number of carers receiving ongoing support to 6,500 by 2011	<b>6,500</b> carers receiving ongoing support	✓ Target achieved and exceeded
<b>Key: Improving progress</b> ✓		<b>Maintaining progress</b> =		<b>Improvement required</b> X		<b>Data unavailable</b> O		

(FSF) denotes linked local outcome to the Fairer Scotland Fund

### Summary of progress and achievement 2010/11:

Carers in East Ayrshire are supported by a range of statutory and voluntary organisations. The above indicator demonstrates progress specifically on the support to carers of all ages provided by The Princess Royal Trust East Ayrshire Carers Centre. Key performance highlights and success during 2010/11, which will contribute to improved outcomes for carers are summarised below.

- The Carers Centre continues to deliver core activity from four locations across East Ayrshire, namely Kilmarnock, Cumnock, the Carers Cottage in Kilmarnock and Dalmellington House. Services available include the provision of information, advice, support, training, and leisure and social activities.
- The 2011 target in respect of the number of carers receiving ongoing support has been met, with the number of carers supported increasing year on year from 5,708 in 2007/08 to 6,039 in 2009/10 to 6,974 in 2010/11, against a target of 6,500 carers supported by March 2011.
- A total of 637 new carers were identified and registered with the Carers Centre, all of whom received a benefits check.
- Over 650 young carers were supported through 'drop in' facilities, weekly activity groups, respite breaks, information and advice, social activities, befriending, advocacy and counselling services.
- Dalmellington House, financed by Inspiring Scotland funds, continues to offer vocational training opportunities in the hospitality industry for young people as well as quality accommodation and meals for carers and non carers.
- The Carlogie House Centre in Carnoustie for The Princess Royal Trust East Ayrshire Carers continues to operate as respite facility for adult and young carers from East Ayrshire and across Scotland. In addition, the facility is used as conference centre for businesses and a range of organisations, which provides opportunities for income generation.

Local Outcome	Indicator/s (noting frequency/type/source)	Baseline at 2006/07	Progress at March 2009	Progress at March 2010	Progress at March 2011 (indicators where available)	'Progress' target/s to 2010/11 (where available)	'End' target/s and timescale/s or direction of travel	Current status
Proportion of people needing care or support who are able to sustain an independent quality of life as a part of the community increased through effective joint working	Number of patients waiting more than 6 weeks for discharge to appropriate setting Quarterly / NHS Ayrshire and Arran	5 patients waiting more than 6 weeks (March 2007)	0 patients waiting more than 6 weeks	0 patients waiting more than 6 weeks	0 patients waiting more than 6 weeks (January 2011)	Zero patients waiting more than 6 weeks for discharge to appropriate setting	Zero patients waiting more than 6 weeks for discharge to appropriate setting	✓ Target achieved
	Percentage of people aged 65+ with intensive needs receiving care at home Annual / East Ayrshire Council	40.7% receiving care at home	41.03% receiving care at home	33% receiving care at home	30% receiving care at home	Maintain levels at 30% - revised target	Maintain levels at 30% - revised target	✓ Target achieved
	Percentage of people aged 65+ receiving free personal care at home Annual / Scottish Government Statistics	6.2% receiving free personal care at home	6.95% receiving free personal care at home	7.4% receiving free personal care at home	7.1% receiving free personal care at home	Maintain levels at 7%	Maintain levels at 7%	✓ Target achieved
<b>Key:</b> Improving progress ✓      Maintaining progress =      Improvement required X      Data unavailable O								

■ denotes Community Planning Partnership Strategic Priority

### **Summary of progress and achievement 2010/11:**

Key performance highlights and success during 2010/11, which will contribute to improved outcomes for people requiring care or support services, are summarised below.

- We have reached our 2011 target of zero patients waiting more than 6 weeks for discharge to an appropriate setting and maintained target levels for personal care and intensive care at home. A pro-active approach by Health and Social Work has enabled the East Ayrshire Partnership to achieve the zero delayed discharge target month on month.
- There has been an increase in the number of Personal Life Plans developed from 202 to 205 and services are being redesigned to facilitate improved arrangements through a transitions team; and out of hours mobile teams are based in high needs supported accommodation units for older people.
- The number of people receiving care from the Rapid Response Team has increased from 709 to 759, with the number of early supported discharges increasing from 190 to 216, increasing the number of hospital bed days saved as a result of early discharge from 570 to 648.
- Through telecare, partnership working remains in place across Health, Social Work and Housing, and the Risk Management Centre continues to identify individuals at risk due to falls. In this regard, a database has been established of 'repeat fallers' and this intervention will support the development of a falls pathway for East Ayrshire.
- Home Care Management arrangements have been developed and the service further reviewed in line with the Reshaping Care for Older People agenda, providing:
  - flexible, targeted home care provision with a focus on re-ablement;
  - flexible management support and availability over 7 days, including out of hours, to service users and carers; and
  - improved performance management.
- An Older People's Conference was convened in November 2010, providing an opportunity for this target group to further influence and shape service developments.
- In respect of work progressed through resources allocated through the Change Fund in support of further progressing the Reshaping Care agenda, a range of activity, including a proposed pathway to pilot integrated services, will be implemented in 2011/12.



# EAST AYRSHIRE COMMUNITY PLANNING PARTNERSHIP SINGLE OUTCOME AGREEMENT 2008-2011

## DRAFT ANNUAL PERFORMANCE REPORT 2010/11: OUTCOME SUMMARY

**National Outcome 12: We value and enjoy our built and natural environment and protect it and enhance it for future generations.**

**Local Outcomes**

Local Outcomes	Progress 2010/11	
The natural and built environment through sustainable development improved	X	Reduction in the percentage of hectares of derelict and vacant urban land
	✓	Increase in hectares of total new woodland created
Number of empty and run down properties, through regeneration of town centres and villages reduced (FSF)	Not reported	Reduction in the number of vacant and derelict town centre buildings
	✓	Reduction in the number of vacant and derelict town centre buildings identified in the Local Plan area ( <b>New indicator</b> )
Littering, graffiti and vandalism reduced (FSF)	✓	Improve the index recorded by the Local Environmental Audit and Management System (LEAMS) - Cleanliness of local authority streets and other relevant land

■ denotes Community Planning Partnership Strategic Priority  
 (FSF) denotes linked outcome to the Fairer Scotland Fund

**National Outcome 12: We value and enjoy our built and natural environment and protect it and enhance it for future generations.**

**PROGRESS IN IMPROVING THE DELIVERY OF THE NATIONAL OUTCOME**

Community Planning Partners have in place a range of effective structures and operating arrangements to ensure progress against the planned local outcomes and related national outcomes contained within the Single Outcome Agreement. The key drivers for change are summarised below.

- The second East Ayrshire Local Plan, accompanied by a full Strategic Environmental Assessment to minimise the impact on the built and natural environment of its implementation, was adopted in October 2010. The Plan safeguards large areas of East Ayrshire's countryside from inappropriate development. Areas protected include Special Areas of Conservation, Special Protection Areas, Sites of Special Scientific Interest and local areas of nature conservation value.
- Investment within the key towns of Kilmarnock and Cumnock has been guided by approved town centre strategies and masterplans. Significant resources have been accessed to support heritage led regeneration through partnership working with Historic Scotland and the Heritage Lottery Fund. The Council has also been a major beneficiary of the Scottish Government's Town Centre Regeneration Fund with three projects being grant aided in Kilmarnock, Cumnock and Galston.
- Within smaller rural communities, such as New Cumnock and Catrine, projects have been developed and supported through the Scotland Rural Development Programme (SRDP) and/or LEADER programme, which will have a significant impact locally on preserving and enhancing the natural and built environment.
- Through the Adopted Local Plan, the Council has successfully established a Renewable Energy Fund, which will be utilised to finance sustainable community based environmental projects, particularly those designed to help reduce carbon emissions and counteract global warming.
- Anticipated challenges for the future include the ongoing impact of the recession with an increase anticipated in vacant and derelict land as well as in partly used or vacant buildings. In this regard, it is anticipated that this will impact on the ability of town centre owners to maintain their property which may lead, in the medium to longer term, to deterioration in the quality of the built environment.

**PROGRESS AT MARCH 2011 ON LOCAL OUTCOMES**

Local Outcome	Indicator/s (noting frequency/type/source)	Baseline at 2006/07	Progress at March 2009	Progress at March 2010	Progress at March 2011 (indicators where available)	'Progress' target/s to 2010/11 (where available)	'End' target/s and timescale/s or direction of travel	Current status
The natural and built environment through sustainable development improved	Percentage of hectares (ha) of derelict and vacant urban land <small>Annual / East Ayrshire Council</small>	7.2% ha (2006)	Indicator revised to reflect the percentage of derelict and vacant urban land in the updated SOA	8.09% ha	<b>7.95%</b> (May 2011)	<b>Reduction</b> to 6.5% ha by 2011	<b>Reduction</b> to 5% ha by 2015	<b>X</b>
	Total of new woodland created each year in hectares (ha) <small>Annual/Forestry Commission</small>	715 ha	New indicator for 2009/10	424 ha (2009/10)	<b>419 ha</b> (2010/11)	<b>Increase</b> by 310 ha per year up to 2011	Increase woodland cover by 25% by 2050 (Scottish Government national target)	✓
<b>Key: Improving progress ✓      Maintaining progress =      Improvement required X      Data unavailable O</b>								

■ denotes Community Planning Partnership Strategic Priority

**Summary of progress and achievement in 2010/11:**

Key performance highlights and success during 2010/11, which will contribute to improvements in the natural and built environment are summarised below.

- As anticipated, there has been an increase in the percentage of urban land that is classified as being vacant or derelict, which in the main can be attributed to the ongoing recession with numerous closures announced at a range of employment locations and the substantial drop in activity in the construction industry, particularly on brownfield land. It is considered that the amount of vacant and derelict land will increase in future years.
- Activity in the creation of new woodland, though down on last year's figures, has remained reasonably buoyant with only a very small reduction in the amount of land planted. In addition to managing Millennium Forest sites, East Ayrshire Woodlands has completed a wide range of new tree planting projects with a substantial increase in projects for the private sector.
- Significant progress has been made in implementing the Cumnock Town Centre masterplan with construction on the new office development commenced. There has also been visible progress with the Cumnock Conservation Area Regeneration Scheme with three projects completed and the largest, the Dumfries Arms Hotel, on site. Complementary environmental improvements to the front of the Town Hall and construction of a new car park adjacent are nearing completion and will enhance the town centre for visitors and residents.
- Significant progress has also been made in assembling the funding package for the innovative Catrine Environmental Heritage project. This project will restore the weir on the River Ayr (a scheduled ancient monument) enabling power to be generated through refurbished generators. Funding for a visitor and interpretation facility has also been obtained. When completed, the project will assist to revitalise the former mill town.

Local Outcome	Indicator/s (noting frequency/type/source)	Baseline at 2006/07	Progress at March 2009	Progress at March 2010	Progress at March 2011 (indicators where available)	'Progress' target/s to 2010/11 (where available)	'End' target/s and timescale/s or direction of travel	Current status
Number of empty and run down properties, through regeneration of town centres and villages reduced (FSF)	Number of vacant and derelict town centre buildings Annual / East Ayrshire Council	210 (November 2006)	152 (July 2009) Target achieved and exceeded	Comprehensive survey of vacant /derelict town centre buildings carried out in July 2009 – no further update available at this time.	<b>Comparable figures not available</b>  Figures up to July 2009 provided for town centre buildings outwith the Local Plan boundary across East Ayrshire.  (See new indicator below)	<b>Reduction to 160</b> vacant and derelict town centre buildings by 2011	<b>Reduction to 160</b> vacant and derelict town centre buildings by 2011	<b>Not reported</b>
	Number of vacant and derelict town centre buildings identified in the Local Plan area Annual / East Ayrshire Council <b>New indicator</b>	N/A	N/A	88 (June 2009)	<b>66</b> (September 2010)  New indicator for 2010/11  Figures provided reflect the boundaries of the town centre Local Development Plan.	<b>Reduction in</b> vacant and derelict town centre buildings identified in the Local Plan area	<b>Reduction in</b> vacant and derelict town centre buildings identified in the Local Plan area	✓
<b>Key: Improving progress ✓      Maintaining progress =      Improvement required X      Data unavailable O</b>								

■ denotes Community Planning Partnership Strategic Priority; (FSF) denotes linked outcome to the Fairer Scotland Fund

### Summary of progress and achievement in 2010/11:

Key performance highlights and success during 2010/11, which will contribute to the reduction in the number of empty and run down properties through the regeneration of town centres and villages are summarised below.

- The impact of the Kilmarnock and Cumnock Conservation Area Regeneration Scheme (CARS)/Townscape Heritage Initiative (THI) schemes is now being seen on the ground. Major building improvement projects have been completed, particularly in Kilmarnock, and further improvements will be realised most notably on the former Opera House site in John Finnie Street, which has been the subject of a development agreement between the owners and the Council.
- The work of the CARS/THI schemes has contributed to the fall in vacant and derelict town centre buildings. Additionally impact has been maximised by matching the town centre regeneration funding with Conservation Area Regeneration Scheme/Townscape Heritage Initiative funding.

Local Outcome	Indicator/s (noting frequency/type/source)	Baseline at 2006/07	Progress at March 2009	Progress at March 2010	Progress at March 2011 (indicators where available)	'Progress' target/s to 2010/11 (where available)	'End' target/s and timescale/s or direction of travel	Current status
<b>Littering, graffiti and vandalism reduced (FSF)</b>	Cleanliness of local authority streets and other relevant land - index recorded by the Local Environmental Audit and Management System (LEAMS) Annual / SPI Waste Management 4 / Keep Scotland Beautiful and Accounts Commission	LEAMS index: 70	LEAMS index: 74  Target achieved and exceeded	LEAMS index: 73	<b>LEAMS Index: 74</b>	Improve the index recorded to 72 by 2011	Improve the index recorded to 72 by 2011	✓  Target achieved and exceeded
<b>Key: Improving progress ✓      Maintaining progress =      Improvement required X      Data unavailable O</b>								

(FSF) denotes linked outcome to the Fairer Scotland Fund

### Summary of progress and achievement in 2010/11:

Key performance highlights and success during 2010/11, which will contribute to the reduction in littering, graffiti and vandalism, are summarised below.

- The Cleanliness Index score has shown an upward trend over the past few years, rising from a score of 70 in 2006/07 to 74 in 2010/11, which again reflects improvement following the slight drop of one point in 2009/10.
- Additional resources were provided in 2010/11 to enable the ongoing operation of the Environmental Hit Squad, which has continued to tackle graffiti and fly tipping.
- Additional funding was also allocated to clearing litter and debris from grass verges.

A more detailed summary reflecting the investment of the Fairer Scotland Fund (FSF) in tackling environmental disadvantage and the contribution to the achievement of local outcomes is provided below.

**Conservation Area Regeneration Scheme (CARS) and Townscape Heritage Initiative (THI):** Supports the restoration of the historic core of Kilmarnock and acts as a catalyst for the further regeneration of Kilmarnock town centre, working in partnership with the owners of buildings to undertake much needed repair. In addition, funding is available to carry out skills training and education linked to the built heritage of Kilmarnock. A Building Maintenance Guide has been produced and a programme of maintenance to assist property owners continues to be developed. Achievements in 2010/11 include:

- ongoing development and implementation of the Kilmarnock CARS and THI project, focusing on John Finnie Street and Bank Street, Kilmarnock's Outstanding Conservation Area;
- regeneration of a number of priority buildings, including 13/15 West George Street (Goodfellow Estate Agents); 75/81 John Finnie Street (Tannahills); and Johnnie Walker Bonded Warehouse, Strand Street;
- a range of other works undertaken through the small grants scheme to buildings such as Atrium Homes and the Laigh Kirk Hall, which have made a significant improvement to the conservation area;
- approval of a combined Kilmarnock CARS/THI grant for the construction of a new office development on the site of the former Opera House site at the northern end of John Finnie Street, incorporating the repair and conservation of the building's façade;
- as part of the Kilmarnock THI through the Scottish Government's Town Centre Regeneration Fund, the 'Kilmarnock Connecting Places' project has implemented a major £1.4 million environmental improvement scheme covering West George Street; The Strand; Nelson Street; and Sandbed Street; and
- an extensive skills training and education programme implemented to highlight the unique qualities of the built environment in Kilmarnock town centre and to assist to fill a gap in the availability of traditional building skills. **(Primary link to FSF criteria: A clear focus on investment to address the causes of poverty, not its symptoms.)**

**Restoring Communities Programme (RCP):** Develops, implements and establishes sustainable regeneration projects within priority areas, in partnership with the local communities. Achievements in 2010/11 include:

- 4 vacant and derelict buildings tacked, 1 in Kilmarnock, 1 in Cumnock, 1 in Galston and 1 in Catrine;
- provision of continued support to the Conservation Area Regeneration Scheme (CARS) for Cumnock, providing grant assistance for building repair within the Cumnock Conservation Area for one major priority project, namely Dumfries Arms Hotel, and 5 small building repair projects. In addition, training in traditional building skills has been provided for 7 local professionals/contractors and a number of school trips have encouraged wider understanding and awareness of the heritage within the Cumnock conservation area;
- following the five day Enquiry by Design event reported in 2009/10, which focused on the four towns straddling the A76, Action Plans developed for each of the four communities, namely Mauchline, Auchinleck, Cumnock and New Cumnock; and
- through RCP officers, substantial funding in excess of £3.5 million secured for a range projects from the Scottish Rural Development Programme, Heritage Lottery Fund and the Growing Communities Assets for the restoration of the Catrine Water system. This will include Catrine Weir and Voes, a Scheduled Ancient Monument and the development of a hydro power project as part of the wider Catrine Environmental Heritage Project. The Catrine Community Trust has grown from strength to strength, purchasing 14 Ballochmyle Street, Catrine through the Community Right to Buy legislation for a Community Education and Visitor Interpretation Centre through further financial assistance from East Ayrshire Council.

**Environmental Hit Squad:** Provides a rapid response to environmental hazards such as graffiti, illegal dumping and litter, with the specific purpose of making the areas targeted more attractive and safer places to live. The service is provided by fully equipped mobile 'hit squads' and a dedicated mechanical street cleaning vehicle. Achievements in 2010/11 include:

- over 580 tonnes of waste collected, including household and commercial waste;
- 380 uplifts of white goods;
- 11,120 incidents of fly-tipping recorded, resulting in the collection of a range of waste, including 172 tyres; and 66 fixed penalty notices issued for littering and fly tipping;
- 111 animal carcasses uplifted; and
- rapid response to 34 separate graffiti incidents, 9 of which featured offensive graffiti. Performance targets require that offensive graffiti is removed within 24 hours and all other reported graffiti is removed within 3 days. These response targets were met on all occasions during 2010/11. **(Primary link to FSF criteria: A clear focus on investment to address the causes of poverty, not its symptoms.)**

**East Ayrshire Woodlands:** Provides services that contribute to the expansion and management of native and amenity woodland in Ayrshire to both public and private sector clients. It also strives to promote trees and woodland in terms of recreation, health, education and traditional crafts. Achievements in 2010/11 include:

- 20.2 hectares of new native woodland and 1,300 metres of new hedgerow planted; 33.2 hectares of woodland brought into management under the Scotland Rural Development Programme (SRDP); 500 metres of footpath upgraded at Mote Hill/Kier Hardie Hill in Cumnock; and development work on over 165 hectares of new woodland progressed;
- 10 schools supported in environmental studies or school grounds developments, and the establishment of a new wildflower meadow at Loudoun Hill car park;
- a six week programme of woodland education delivered on Craufurdland Estate for Kilmarnock Academy and a Forest School programme delivered for Greenmill Primary School at Woodroad Park, Cumnock;
- 3 outdoor interpretation panels designed and installed at Woodroad Park, Cumnock and Knockshinnoch Lagoons, New Cumnock, and 8 carved woodland trail posts installed at Woodroad Park;
- 4 community environment regeneration groups supported to develop land based projects, namely Stewarton Woodland Action Trust (Cunningham Watt Park), Newmilns Community Council (Newmilns Nature Park), Muirkirk Enterprise Group (purchase of community woodlands) and Woodroad Regeneration Forum (winner of Scotland's Finest Woods and Green Flag awards in 2010); and
- 2 regular volunteer workers supported (950 hours), mainly linked to production and harvesting of willow stems for constructing living structures in school grounds and patrolling the woodland trails at Woodroad Park. **(Primary link to FSF criteria: A clear focus on investment to address the causes of poverty, not its symptoms.)**



EAST AYRSHIRE COMMUNITY PLANNING PARTNERSHIP SINGLE OUTCOME AGREEMENT 2008-2011

DRAFT ANNUAL PERFORMANCE REPORT 2010/11: OUTCOME SUMMARY

**National Outcome 13: We take pride in a strong, fair and inclusive national identity.**

Local Outcomes

	Progress 2010/11	
<b>Economic, tourism, culture and leisure, housing and rural diversification opportunities promoted</b>	✓	<b>Increase</b> in the growth of tourism revenue
<b>Access to opportunities outside the local area improved</b>	X Not reported O	<b>Improvement</b> in the proportion of residents finding public transport as very or fairly convenient  • Rail • Bus
<b>Citizenship Ceremonies provided for those wishing to become British citizens</b>	✓	• <b>Maintain</b> percentage of customers satisfied with the ceremony process
<b>Number of children in Primary 1 entering Gaelic Medium Education</b>	✓	• <b>Increase</b> in the number of children accessing Gaelic Medium Education

■ denotes Community Planning Partnership Strategic Priority (FSF) denotes linked outcome to the Fairer Scotland Fund

**National Outcome 13: We take pride in a strong, fair and inclusive national identity.**

**PROGRESS IN IMPROVING THE DELIVERY OF THE NATIONAL OUTCOME**

Community Planning Partners have in place a range of effective structures and operating arrangements to ensure progress against the planned local outcomes and related national outcomes contained within the Single Outcome Agreement. The key drivers for change are summarised below.

**Tourism**

- Community Planning Partners recognise that East Ayrshire offers an extensive range of cultural and tourism attractions and that the tourism industry is a vital part of the local economy. Taking account of the fragility of the economic climate and the required level of investment, East Ayrshire Tourism Strategy and Action Plan 'The Way Ahead 2009-2015' outlines a strategic ambition to grow tourism revenue by 10% in real terms in East Ayrshire by 2015 and contribute to the national growth target set by the Scottish Government of 50% growth in tourism revenue in Scotland by 2015. East Ayrshire's tourism data is monitored annually and identifies that the area is on track to meet these projected outputs. The Tourism Strategy provides a strategic framework for the achievement of growth ambition for the tourism industry and forms the basis for collaborative work by East Ayrshire Council, other public sector agencies and private sector tourism operators.
- The Ayrshire Economic Partnership (AEP) has identified tourism as a key sector and members signed a "Statement of Commitment to the Development of Tourism in Ayrshire and Arran" on 14 February 2011. The three Ayrshire authorities, Scottish Enterprise and the private sector are currently engaged in partnership working to deliver early actions and develop a new and innovative Five-year Tourism Strategy for the whole of Ayrshire and Arran.
- The annual Service Level Agreement with VisitScotland for the delivery of agreed marketing activities is based on a focused 'menu based' approach aimed at delivering considerable returns on investment by pooling resources with North and South Ayrshire Councils to undertake a wide range of agreed marketing activities to promote Ayrshire and Arran as an attractive destination for visitors.

**Transport**

- East Ayrshire Council and Strathclyde Partnership for Transport (SPT) have continued to collaborate, including working with other key transport stakeholders as appropriate, to work towards continuing improvement of public transport in East Ayrshire, including:
  - implementing SPT's 5 point step change for bus strategy to improve reliability and compliance;
  - working with Transport Scotland to develop and roll-out Smartcard ticket technology; and
  - working in partnership with Transport Scotland to improve the strategic road and rail links from East Ayrshire to neighbouring local authorities and key destinations.

**PROGRESS AT MARCH 2011 ON LOCAL OUTCOMES**

Local Outcome	Indicator/s (noting frequency/type/source)	Baseline at 2006/07	Progress at March 2009	Progress at March 2010	Progress at March 2011 (indicators where available)	'Progress' target/s to 2010/11 (where available)	'End' target/s and timescale/s or direction of travel	Current status
<b>Economic, tourism, culture and leisure, housing and rural diversification opportunities promoted</b>	Growth in tourism revenue Annual / East Ayrshire STEAM (Scottish Tourism Economic Assessment Model) Report	£55.75m (2006)	£60.57m 8.6% increase from baseline (2008)	£62.9m 13% increase from baseline (2009)	<b>£65.55m</b> 17.6% increase from baseline (2010)	<b>Increase</b> by 5% by 2011 and 10% by 2015	<b>Increase</b> by 5% by 2011 and 10% by 2015	✓ Target achieved and exceeded
<b>Key:</b> Improving progress ✓      Maintaining progress =      Improvement required X      Data unavailable O								

■ denotes Community Planning Partnership Strategic Priority

**Summary of progress and achievement in 2010/11:**

Key performance highlights and successes during 2010/11, which will increase opportunities by developing tourism, and culture and leisure are summarised below.

- The value of the tourism industry to the local economy has steadily grown since the 2006 baseline position of £55.75 million to £65.55 million at 2010. Estimated tourism expenditure in East Ayrshire increased by around 17.6% from the baseline position or 5.1% in real terms, which takes into account the effect of inflation.
- The total number of visitors to East Ayrshire has increased by 6.8%, from 858,800 in 2008 to 917,420 as reported in 2010; and the total number of employees in the tourism sector has increased by 5.6%, from 1,425 in 2008 to 1,505 as reported in 2010.
- Activity in relation to promoting local tourism has included: a series of networking events held at key attractions in spring 2010 involving over 60 tourism businesses; the development of an accommodation provider's database developed to provide information on, for example, bed stocks, tariffs and occupancy levels; the provision of support for the development of new projects, including Scottish Rural Development Programme (SRDP) applications, and feasibility studies; attendance at the annual VisitScotland Expo event to promote Ayrshire tourism to travel trade buyers; remedial work to remove, replace and augment brown tourist road signage; the provision of grants to local tourism businesses; and a range of marketing activities through the Service Level Agreement with VisitScotland to market Ayrshire and Arran to key markets and attract visitors to the area.
- Audience figures across Arts and Museum venues have increased by approximately 8% to 342,377 from the 2006/07 baseline position of 318,034 against a target increase of 10%. The audience figures were impacted by the prolonged period of severe winter weather.
- Visitor figures at 'futuremuseum.co.uk' increased by approximately 165% to 75,535 from the baseline position of 28,529 in 2005/06.

- Attendances at sport and leisure facilities increased by 51% to 1.72 million in 2010/11 from 1.14 million in 2009/10.
- The new Whitelees Forest Visitor Centre is now fully operational.
- In seeking to grow tourism and increase visits and participation in cultural and leisure activities, considerable work was undertaken to improve and promote the tourism product, and to provide access to culture, leisure and outdoor recreation. Additionally, it is apparent that in growing tourism expenditure there are direct benefits for local communities in terms of multiplier effects and supporting employment in local businesses.
- It is important to note that while progress against the local outcome is positive, the current economic climate continues to be fragile and closures of facilities such as Loudoun Castle Theme Park and the Howard Park Hotel in 2010 will have an impact on the tourism industry in East Ayrshire.

DRAFT

Local Outcome	Indicator/s (noting frequency/type/source)	Baseline at 2006/07	Progress at March 2009	Progress at March 2010	Progress at March 2011 (indicators where available)	'Progress' target/s to 2010/11 (where available)	'End' target/s and timescale/s or direction of travel	Current status
<b>Access to opportunities outside the local area improved</b>	Proportion of residents finding public transport as very or fairly convenient Every 2 years / Scottish Household Survey	91% (2005/06) East Ayrshire figure provided	82% (2007) Ayrshire figure provided	Data update not available at this time	<b>84%</b> (2009/10) East Ayrshire figure provided	<b>Improve</b> by 2011	<b>Improve</b> by 2011	<b>X</b>
		84%* rail (2005)	84.5%* rail (2006)	89%* of Scotrail users 'Satisfied' or 'Good' opinion of overall journey National Passenger Survey (Passenger Focus) (2008)  East Ayrshire figures not available at this time	86%* of Scotrail users 'Satisfied' or 'Good' opinion of overall journey National Passenger Survey (Passenger Focus) (2010)  East Ayrshire figures not available at this time			<b>Not reported</b> East Ayrshire figures not available
		76%* bus (2005) *Regional figures provided	75%* bus (2006) *Regional figures provided	73%* of bus users agreed "Buses are on Time" Scottish Household Survey (2008)  *Regional figures provided	<b>Update anticipated in September 2011</b>  National Scottish Household Survey data anticipated for release on 31 August 2011; Regional and Local Authority data anticipated for release on 23 September 2011.  *Regional figures provided			<b>O</b>
<b>Key: Improving progress ✓</b>		<b>Maintaining progress =</b>		<b>Improvement required X</b>		<b>Data unavailable O</b>		

### **Summary of progress and achievement 2010/11:**

Key performance highlights and success during 2010/11, which will contribute to opportunities in relation to access to and from the local area, are summarised below.

- A draft feasibility study was prepared to assess the potential for bus-based park and ride in the Kilmarnock area.
- A contract was awarded for a new 70 space car park at Stewarton station with works due to be completed in September 2011.
- A Kilmarnock, Kilmaurs and Dunlop rail park and ride study was completed and funding of £70,000 approved by Strathclyde Partnership for Transport to commence implementation of the strategy.

DRAFT

Local Outcome	Indicator/s (noting frequency/type/source)	Baseline at 2006/07	Progress at March 2009	Progress at March 2010	Progress at March 2011 (indicators where available)	'Progress' target/s to 2010/11 (where available)	'End' target/s and timescale/s or direction of travel	Current status
<b>Citizenship Ceremonies provided for those wishing to become British citizens</b>	Percentage of customers satisfied with the ceremony process Annual / East Ayrshire Council	100% (2007/08)	New indicator for 2009/10	100%	100%	Maintain standard	Maintain standard	✓
<b>Key: Improving progress ✓      Maintaining progress =      Improvement required X      Data unavailable O</b>								

#### Summary of progress and achievement 2010/11:

Key performance highlights and success during 2010/11 include the following:

- Citizenship ceremonies in East Ayrshire were provided for 14 people from a range of origins, namely Turkey, Brazil, Pakistan, United Arab Emirates, Libya, India, America, China and Ghana.

Local Outcome	Indicator/s (noting frequency/type/source)	Baseline at 2006/07	Progress at March 2009	Progress at March 2010	Progress at March 2011 (indicators where available)	'Progress' target/s to 2010/11 (where available)	'End' target/s and timescale/s or direction of travel	Current status
Number of children in Primary 1 entering Gaelic Medium Education increased	Number of children accessing Gaelic Medium Education Annual / East Ayrshire Council	24	New indicator for 2009/10	42	30	Increase by 2% by 2011	Increase by 3% by 2015	✓
<b>Key:</b> Improving progress ✓      Maintaining progress =      Improvement required X      Data unavailable O								

#### Summary of progress and achievement 2010/11:

Key performance highlights and success during 2010/11 include the following:

- In addition to the 30 school children reported above, two of whom were in Primary 1, 11 secondary school pupils benefited from Gaelic Medium Education during the 2010/11 session.
- The development of the Gaelic language is supported through community based learning opportunities in East Ayrshire. Sixteen Gaelic classes supported the development of the Gaelic language to 116 learners and the annual Gaelic Conversation Day was attended by 44 learners.



EAST AYRSHIRE COMMUNITY PLANNING PARTNERSHIP SINGLE OUTCOME AGREEMENT 2008-2011

DRAFT ANNUAL PERFORMANCE REPORT 2010/11: OUTCOME SUMMARY

**National Outcome 14: We reduce the local and global environmental impact of our consumption and production.**

**Local Outcomes**

	Progress 2010/11	
<b>Amount of waste recycled and re-used increased</b>	✓	<b>Incremental increase</b> in proportion of municipal waste recycled
	✓	<b>Reduction</b> in the tonnage of biodegradable municipal waste land filled
	✓	<b>Increase</b> the percentage of educational establishments involved in waste minimisation through the Eco-School Scotland programme
<b>Environmental effect of transport improved by developing a transport system that meets national, regional and local needs</b>	X	<b>Increase</b> in the percentage of journeys to work made by public or active transport
<b>Energy performance of housing stock increased</b>	✓	<b>Increase</b> in the percentage of housing stock that meets the Reduced Standard Assessment Procedure

■ denotes Community Planning Partnership Strategic Priority  
 (FSF) denotes linked outcome to the Fairer Scotland Fund

**National Outcome 14: We reduce the local and global environmental impact of our consumption and production.**

**PROGRESS IN IMPROVING THE DELIVERY OF THE NATIONAL OUTCOME**

Community Planning Partners have in place a range of effective structures and operating arrangements to ensure progress against the planned local outcomes and related national outcomes contained within the Single Outcome Agreement. The key drivers for change are summarised below.

**Recycling**

- To comply with future waste minimisation and recycling obligations, the Council continues to optimise kerbside recycling to further increase waste diversion from landfill, including the removal of biodegradable wastes from the residual waste stream. In addition, estimates for waste recycling within the strategic framework of the Waste Prevention Action Plan have been exceeded. The Council is engaged in extending these activities to food waste and was the first in Scotland to introduce a separate food waste and household mixed plastics kerbside collection service. This is in line with the ethos of the Zero Waste Plan for Scotland, which advocates the separate collection of recyclable materials.
- In order to meet longer term targets, culminating in 70% recycling by 2025, East Ayrshire Council continues to work in partnership with the other two Ayrshire authorities, through the Ayrshire Joint Strategic Waste Management Group (AJSWMG), to identify and implement the best long term waste treatment solution for Ayrshire. The three authorities are working towards a legally binding inter-authority agreement, allowing a single contract, to which the three authorities will contribute, with the preferred bidder/contractor.

**Environmental effect of public transport**

- The proportion of people who travel to work or education by public transport or active travel (walking or cycling) continues to contribute to reducing the carbon dioxide (CO2) impact on the global environment.
- Practical progress towards improving the attractiveness of public transport and active travel in East Ayrshire continues to be taken forward, which contributes to reducing the local and global impact of consumption and production, including:
  - the promotion of sustainable travel awareness and active travel;
  - a joint agreement to deliver Strathclyde Partnership for Transport's 5 point step change for bus strategy;
  - the implementation of bus infrastructure improvements;
  - the progression of work with Transport Scotland to develop and roll-out Smartcard ticket technology;
  - the promotion of improved rail infrastructure and rail services with Transport Scotland and Network Rail; and
  - the development of sustainable travel plans for all schools.

## **Sustainable Development**

- The Council's Sustainable Development Strategy is the mechanism through which the sustainability agenda and the Council's response to the challenges presented by climate change are addressed. As part of the continuous review, a Sustainability Roadmap has been produced which sets sustainability in the context of the current business of the Council and identifies three core strategic areas which require to be addressed in order that sustainability across both economic and social performance can be achieved as well as the more obvious environmental benefits. The areas for improvement are:
  - increasing the sustainability of our procurement practices;
  - increasing our energy efficiency and, consequently, reducing our carbon emissions; and
  - continuing to ensure rigorous Strategic Environmental Assessment of key documents.

DRAFT

**PROGRESS AT MARCH 2011 ON LOCAL OUTCOMES**

Local Outcome	Indicator/s (noting frequency/type/source)	Baseline at 2006/07	Progress at March 2009	Progress at March 2010	Progress at March 2011 (indicators where available)	'Progress' target/s to 2010/11 (where available)	'End' target/s and timescale/s or direction of travel	Current status
<b>Amount of waste recycled and re-used increased</b>	Proportion of municipal waste recycled Annual / East Ayrshire Council	36.6%	42.1%	43.0%	<b>43.9%</b>	<b>Incremental increase</b> towards the national target of 50% by 2013 – revised target	<b>Incremental increase</b> towards the national target of 50% by 2013 – revised target	✓
	Tonnage of biodegradable municipal waste land filled Annual / East Ayrshire Council	29,920 tonnes (2006)  Baseline revised by East Ayrshire Council from 33,775 tonnes to 29,920 tonnes in the updated SOA	26,042 tonnes	25,602 tonnes	<b>24,174 tonnes</b>	<b>Reduction</b> to 29,177 (2.5%) tonnes by March 2010; and 25,935 (13%) tonnes by March 2011	<b>Reduction</b> to 19,451 (35%) tonnes by 2013; and 13,704 (54%) tonnes by 2020	✓ Target achieved and exceeded
	Percentage of educational establishments involved in waste minimisation through the Eco-School Scotland programme Annual / East Ayrshire Council	36% of educational establishments registered for the Eco-School Scotland programme	New indicator for 2009/10	98% of educational establishments registered  <ul style="list-style-type: none"> <li>71.9% Bronze Award</li> <li>59.6% Silver Award</li> <li>15.8% Green Flag Status</li> </ul> Revised figures for 2009/10 provided by East Ayrshire Council in 2010/11	<b>100% of educational establishments registered</b>  <ul style="list-style-type: none"> <li>77.2% Bronze Award</li> <li>64.9% Silver Award</li> <li>26.3% Green Flag Status</li> </ul>	<b>Increase</b> in registration to 100% of educational establishments with:  70% Bronze Award 40% Silver Award 15% Green Flag Status	<b>Increase</b> in number of educational establishments actively involved in waste minimisation and sustainable development through the Eco-School Award Scheme	✓ Target achieved and exceeded
<b>Key: Improving progress ✓      Maintaining progress =      Improvement required X      Data unavailable O</b>								

■ denotes Community Planning Partnership Strategic Priority

### **Summary of progress and achievement in 2010/11:**

Key performance highlights and success during 2010/11, which will contribute to increased recycling, are summarised below.

#### **Recycling and landfill diversion**

- Through continued development of the kerbside collection service, recycling rates have continued to improve with an out-turn performance of 43.9% in 2010/11. East Ayrshire Council continues to comply with all European and national landfill diversion and recycling targets.
- The Council has maintained provision of the kerbside recycling collection service to its domestic and commercial customers over the past year in line with the Zero Waste Plan.
- To further divert biodegradable wastes from landfill, the Council introduced a weekly kerbside collection of food waste to around 10,000 domestic properties. In addition, those properties also receive a mixed plastics collection. Arrangements are currently being made to facilitate the collection of food waste and plastics from educational establishments. It is anticipated that this pilot exercise will be implemented during 2011/12.
- Where appropriate, all Council premises continue to have use of paper and cardboard, glass and can recycling facilities (including schools).
- Plans have also been developed for the provision of on-street recycling units in Kilmarnock town centre. It is anticipated that a pilot exercise in this regard will be implemented during 2011/12.

#### **Eco-schools**

- East Ayrshire Council has, in 2010/11, achieved its target for 100% of all schools to be registered for the Eco-School Scotland Programme. Of these schools, 26.3% achieved Green Flag Status, the highest level of eco-school award, including Crosshouse Primary School and Hurlford Primary School and Nursery Class. This award is independently assessed by the Eco-Schools Scotland team and requires to be renewed every 2 years.

Local Outcome	Indicator/s (noting frequency/type/source)	Baseline at 2006/07	Progress at March 2009	Progress at March 2010	Progress at March 2011 (indicators where available)	'Progress' target/s to 2010/11 (where available)	'End' target/s and timescale/s or direction of travel	Current status
<b>Environmental effect of transport improved by developing a transport system that meets national, regional and local needs</b>	Percentage of journeys to work made by public or active transport Every 2 years / Scottish Household Survey	29% journeys made by public or active transport (2003/04)	35% of adults travelling to work or education by public or active transport  75% of children travelling to school by public or active transport (2006)	Update not available at this time	<b>21% journeys made by public or active transport (2007/08)</b>	<b>Increase</b> in the percentage of journeys using public or active transport by 2011	<b>Increase</b> in the percentage of journeys using public or active transport to 33% by 2015	<b>X</b>
<b>Key: Improving progress ✓      Maintaining progress =      Improvement required X      Data unavailable O</b>								

■ denotes Community Planning Partnership Strategic Priority

### Summary of progress and achievement in 2010/11:

Key performance highlights and success during 2010/11, which will contribute to an improved environmental effect of transport, are summarised below.

- Sustainable Transport Plans now prepared for 34 of 57 schools across East Ayrshire with the support of the Travel Co-ordinator. A further 8 plans are in preparation.
- There has been a 30% increase in patronage on the Kilmarnock – Barrhead rail line since the 30 minute frequency was introduced in December 2009.
- A draft feasibility study was prepared to assess the potential for bus-based park and ride in the Kilmarnock area to improve access to the town centre and reduce the associated carbon emissions.
- A contract was awarded for a new 70 space car park at Stewarton railway station, with works due to be completed in September 2011.
- Kilmarnock, Kilmaurs and Dunlop rail park and ride study was completed and funding of £70,000 approved by Strathclyde Partnership for Transport to commence the implementation of the strategy.
- Coalfield Community Transport introduced a new service between Skares and Cumnock.

Local Outcome	Indicator/s (noting frequency/type/source)	Baseline at 2006/07	Progress at March 2009	Progress at March 2010	Progress at March 2011 (indicators where available)	'Progress' target/s to 2010/11 (where available)	'End' target/s and timescale/s or direction of travel	Current status
<b>Energy performance of housing stock increased (measured by the Reduced Standard Assessment Procedure)</b>	Percentage of housing stock that meets the Reduced Standard Assessment Procedure Annual / East Ayrshire Council	70.6% (January 2009)	New indicator for 2009/10	89.2% (March 2010)	<b>95.2%</b> (March 2011)	<b>Increase</b> to 72% by 2011	<b>Increase</b> to 73% by 2013	✓ Target achieved and exceeded
<b>Key:</b> Improving progress ✓      Maintaining progress =      Improvement required X      Data unavailable O								

■ denotes Community Planning Partnership Strategic Priority

#### Summary of progress and achievement in 2010/11:

Key performance highlights and success during 2010/11, which will contribute to increased energy performance of the housing stock, include the following:

- Improvement in respect of the above indicator relates to the installation of 843 gas central heating systems, 945 kitchens and 858 double glazed units.
- A total of 12,304 (95.2%) properties met the energy efficient component of the Scottish Housing Quality Standard at the end of March 2011 - an increase of 727 additional properties from 11,577 in 2009/10.
- 1,375 visits to private households and 20 advice surgeries provided advice on how to improve thermal efficiency and access grants.
- A Sustainable Development Working Group, as the key delivery agent of the Sustainable Development Strategy was established in 2009/10 and a Sustainability Roadmap was adopted in April 2011.



**EAST AYRSHIRE COMMUNITY PLANNING PARTNERSHIP SINGLE OUTCOME AGREEMENT 2008-2011**

**DRAFT ANNUAL PERFORMANCE REPORT 2010/11: OUTCOME SUMMARY**

**National Outcome 15: Our public services are high quality, continually improving, efficient and responsive to local people’s needs.**

**Local Outcomes**

Resources and services delivered maximised through shared premises	Progress 2010/11	
	✓	Increase in the total number of co-location facilities established
✓	Progress scoping study in respect of co-location facilities for the community	

■ denotes Community Planning Partnership Strategic Priority  
 (FSF) denotes linked outcome to the Fairer Scotland Fund

**National Outcome 15: Our public services are high quality, continually improving, efficient and responsive to local people's needs.**

**PROGRESS IN IMPROVING THE DELIVERY OF THE NATIONAL OUTCOME**

Community Planning Partners have in place a range of effective structures and operating arrangements to ensure progress against the planned local outcomes and related national outcomes contained within the Single Outcome Agreement. The key drivers for change are summarised below.

- A combination of declining finances and rising pressures from demand, regulations and costs presents unprecedented challenges for our public services. As a consequence of this, there has been a national drive towards increasing shared services with the topic given high priority in a number of national reports.
- There has always been a willingness within East Ayrshire to push aside the barriers to effective service delivery while maintaining or improving standards and to build on the sound Community Planning structures in the area. We recognise that through partnership working, we can secure benefits in terms of economy, efficiency and effectiveness, and continue to drive forward and develop opportunities for collaborative working through a structured/evidence based approach to overcome barriers and improve outcomes for our communities.
- Community Planning Partners in East Ayrshire are committed to improving the services provided to meet people's needs, while at the same time seeking to balance the cost considerations. Building on the sound and successful partnership working through Community Planning in East Ayrshire, the Partners have identified a range of strategic commitments, including the following, which ensures the provision of better and more informed services for local communities:
  - Shared services with shared management arrangements: working together to better plan, develop and jointly deliver local services – an increased focus will be given over 2011-15 to exploring further shared management arrangements.
  - Shared premises: ensuring improved access to a range of public services through co-location – further opportunities for co-location will be considered as we go forward.

**PROGRESS AT MARCH 2011 ON LOCAL OUTCOMES**

Local Outcome	Indicator/s (noting frequency/type/source)	Baseline at 2006/07	Progress at March 2009	Progress at March 2010	Progress at March 2011 (indicators where available)	'Progress' target/s to 2010/11 (where available)	'End' target/s and timescale/s or direction of travel	Current status
<b>Resources and services delivered maximised through shared premises</b>	Total number of co-location facilities established Annual / East Ayrshire Council	4 co-location facilities	5 co-location facilities completed and 1 on site	5 co-location facilities and 1 nearing completion	<b>6 co-location facilities established</b>	<b>Increase</b> in the number of co-location facilities established by 2011	<b>Increase</b> in the number of co-location facilities established by 2011	✓
	Total number of co-location facilities for the community Annual / East Ayrshire Council	Zero	Community facilities provided within North West Kilmarnock Area Centre and Stewarton Area Centre	Community facilities provided within North West Kilmarnock Area Centre and Stewarton Area Centre	<b>Scoping study Progressed for co-location during October-December 2010</b>	Scoping study for co-location facility for the community progressed by 2011	Scoping study for co-location facility for the community progressed by 2011	✓
<b>Key: Improving progress ✓      Maintaining progress =      Improvement required X      Data unavailable O</b>								

**Summary of progress and achievement 2010/11:**

Key performance highlights and success during 2010/11, which will contribute to maximising resources and services delivered through shared services, all based on the context of delivering for our communities, are summarised below.

- Six co-location facilities established in East Ayrshire up to March 2011 provide new build facilities for residents with a range of services conveniently situated at one location as follows: Dalmellington Area Centre; Drongan Resource Centre; Rankinston Health Clinic; North West Kilmarnock Area Centre; Stewarton Area Centre; and Crosshouse Area Centre.
- Crosshouse Area Centre was completed and opened on 12 April 2010, bringing the number of co-located facilities in East Ayrshire to six. The new building provides residents with a range of facilities under one roof, namely a GP Practice with seven consulting rooms; an Allied Health Professional Base with four consulting rooms; a Library; and a Local Office providing information and advice on Council services and payment facilities for Council Tax and rent.
- The new Willowbank School, a state of the art special school to be located on the former site of the Park School Campus, is being built and will also provide accommodation for NHS Allied Health Professionals, namely an Occupational Therapist, Speech and Language Therapist, and Physiotherapist. Completion of the school is scheduled for summer 2012.

- An independent evaluation of existing co-location facilities in East Ayrshire was commissioned in July 2010 to consider the impact of co-location on service delivery in East Ayrshire, to date, and inform the future strategic way forward for locally integrated public service delivery. Overall, it was concluded that the co-location of services in East Ayrshire has seen a significant success that embodies Community Planning in action – a local authority working in close partnership with partners in the public and third sector to deliver service improvements and best value for communities. Recommendations arising from the evaluation report will be taken forward in 2011/12.
- To explore the feasibility of developing a co-located facility for community and voluntary sector organisations in Kilmarnock and, to ascertain potential support for such a development, a scoping exercise was undertaken in late 2010. A questionnaire was developed and issued, in late October 2010, to a range of community and voluntary groups based in Kilmarnock. All returned questionnaires indicated support for co-located premises for the community and voluntary sector and two thirds of respondents indicated that they would be interested in utilising a space in the facility, while the remainder indicated that they would not. In addition, two fact finding visits to co-located facilities in Dundee and North Ayrshire were attended by representatives of East Ayrshire North Communities Federation.

DRAFT

## National Outcome 15: Our public services are high quality, continually improving, efficient and responsive to local people's needs.

Community Planning Partners have in place a range of effective structures and operating arrangements to ensure effective progress against the planned local outcomes and related national outcomes contained in the Single Outcome Agreement. The key drivers for change are summarised below:

- Community Planning Partners in East Ayrshire are committed to improving the services provided to meet people's needs, while at the same time seeking to balance the cost considerations. This ensures that in delivering these services, we take care to consider economy, efficiency, effectiveness, equity and their effect on the local environment.
- It is the intention of the Council and its partners to report annually on a suite of indicators that best demonstrates internal and external performance. National Outcome 15, therefore, provides additional information on progress in delivering National Outcomes 1 to 14.
- The 2008 Direction from the Accounts Commission, covering the reporting years 2009/10 and 2010/11, requires councils to report on 25 existing National Statutory Performance Indicators (indicated by 'NS' below), and on a range of performance information identified at a local level to complement the indicators prescribed nationally, and to reflect local circumstances (indicated by 'LS' below).
  - **Table 1** contains the Corporate Management National SPIs for the Council. This information is based on overall rankings and, as such, the latest available data is for 2009/10 (2010/11 ranking data will not be published until December 2011).
  - **Table 2** contains the Service Performance National SPIs for the Council. As above, the latest available data is for 2009/10.
  - **Table 3** contains performance data for the four year period between 2007/08 and 2010/11 in relation to SPI 1 (Corporate Management).
  - **Table 4** contains performance data for the four year period between 2007/08 and 2010/11 in relation to SPI 2 (Service Performance).

**Table 1 – National Statutory Performance Indicators: SPI 1**

Reporting Areas / Indicators	Quartile				Comments
	06/07	07/08	08/09	09/10	
<b>SPI 1 CORPORATE MANAGEMENT - Each council will report a range of information, sufficient to demonstrate that it is securing Best Value in relation to:</b>					
<b>Responsiveness to communities</b>	There are no National SPIs in this area				
<b>Revenues and service costs</b>					
<b>NS1</b> No. of invoices paid within 30 calendar days of receipt as a percentage of all invoices paid.	2	2	2	4	
<b>NS2</b> Cost per dwelling of collecting Council Tax.	1	4	2	2	
<b>NS3</b> Income due from Council Tax for the year, net of reliefs and rebates, and the percentage of that which was received during the year.	4	4	3	3	
<b>Employees</b>					
<b>NS4</b> The average number of working days per employee lost through sickness absence for:					
(a) Teachers.			1	1	Changed indicator in 2008/09
(b) All other local government employees.			2	3	
<b>NS5</b> The percentage of the highest paid 2% of earners among council employees that are women.	3	4	4	4	
The percentage of the highest paid 5% of earners among council employees that are women.	2	3	3	3	
<b>Assets</b>					
<b>NS6</b> Proportion of operational accommodation that is:					
(a) In a satisfactory condition.	1	1	1	1	
(b) Suitable for its current use.	2	3	1	1	

Reporting Areas / Indicators	Quartile				Comments
	06/07	07/08	08/09	09/10	
<b>Procurement</b>					There are no National SPIs in this area
<b>Sustainable Development</b>					There are no National SPIs in this area
<b>Equalities and diversity</b>					
<b>NS7</b> The percentage of council buildings in which all public areas are suitable for, and accessible to, people with a disability	3	3	2	3	

**Table 2 - National Statutory Performance Indicators: SPI 2**

Reporting Areas / Indicators	Strategic Objective	Quartile				Comments
		06/07	07/08	08/09	09/10	
<b>SPI 2 SERVICE PERFORMANCE - Each council will report a range of information sufficient to demonstrate that it is securing Best Value in providing the following services (in partnership with others where appropriate):</b>						
<b>Benefits Administration</b>	<b>Wealthier &amp; Fairer</b>					
<b>NS8</b> Gross cost per case for benefits administration.		3	2		2	Not reported nationally in 2008/09 due to methodology revisions
<b>Community Care</b>	<b>Healthier Safer &amp; Stronger</b>					
<b>NS9</b> The number of homecare hours per 1000 population aged 65+.		1	2	1	2	
As a proportion of homecare clients aged 65+ , the number receiving:						
(i) Personal care.		2	2	1	1	
(ii) A service in the evenings / overnight.		1	1	1	2	
(iii) A service at weekends.	1	1	1	1		
<b>Criminal Justice Social Work</b>	<b>Wealthier &amp; Fairer</b>					There are no National SPIs in this area
<b>Cultural and Community Services</b>	<b>Healthier Smarter</b>					
<b>NS10</b> Number of attendances per 1,000 population for:		4	4	4	4	
(a) Pools.		2	2	2	1	
(b) Other indoor sports & leisure facilities, excluding pools in a combined complex.		1	1	1	1	
<b>NS11</b> (a) The number of visits to/usages of council funded or part funded museums per 1,000 population, and,		1	1	1	1	
(b) The number of those visits that were in person per 1,000 population.	1	1	1	1		
<b>NS12</b> The number of visits to council libraries per 1,000 population.	4	4	3	4		
<b>Planning</b>	<b>Wealthier &amp; Fairer Greener</b>					
<b>NS13</b> The proportion of householder planning applications that were dealt with within two months.		3	2	4	4	
The proportion of non-householder planning applications that were dealt with within two months.	4	2	4	4		
<b>The Education of Children</b>	<b>Smarter</b>					There are no National SPIs in this area

Reporting Areas / Indicators	Strategic Objective	Quartile				Comments
		06/07	07/08	08/09	09/10	
<b>Child protection and children's social work</b>	<b>Safer &amp; Stronger</b>					There are no National SPIs in this area
<b>Housing and homelessness</b>	<b>Wealthier &amp; Fairer Safer &amp; Stronger Greener</b>			1	1	New indicator for 2008/09
<b>NS14</b> Total dwellings meeting the Scottish Housing Quality Standard						
<b>NS15</b> Rent arrears:						
(a) Current tenant arrears as a percentage of the net amount of rent due in the year.		1	1	1	1	
(b) The percentage of current tenants owing more than 13 weeks rent at the year end, excluding those owing less than £250.		1	1	1	1	
(c) The proportion of those tenants giving up their tenancy during the year that were in rent arrears.		4	4	4	4	
(d) The average debt owed by tenants leaving in arrears, as a proportion of the average weekly rent.		1	1	1	1	
(e) The percentage of arrears owed by former tenants that was either written off or collected during the year.		3	4	2	2	
<b>NS16</b> Homelessness - secure permanent accommodation:						
(ii) % decision notifications issued within 28 days of initial presentation.				4	4	
(iii) The % who are housed.				1	2	
(iv) % of cases reassessed within 12 months of completion of duty.				3	4	
Homelessness – temporary accommodation:						
(ii) % decision notifications issued within 28 days of initial presentation.				4	4	
(iv) % of cases reassessed within 12 months of completion of duty.				4	4	
The proportion of those provided with permanent accommodation in council stock who maintained their tenancy for at least 12 months.				4	4	
<b>NS17</b> Total rent loss due to voids expressed as a % of the total amount of rent due in the year.		2	2	2	3	
<b>NS18</b> Response repairs to council houses:						
(b) Overall % of repairs completed within the target times.				3	3	Simplified indicator for 2008/09
<b>NS18 Managing tenancy changes:</b>						
Average time to let not low demand stock	1	1	3	3		
Average time to let low demand stock	3	2	2	2		
Average period low demand properties were void	3	3	3	3		

Reporting Areas / Indicators	Strategic Objective	Quartile				Comments
		06/07	07/08	08/09	09/10	
<b>Protective services</b>	<b>Safer &amp; Stronger Healthier Greener</b>					
<b>NS19 Domestic Noise Complaints:</b>						
Average time (hours) between the time of the complaint and attendance on site, for those requiring attendance on site		1	1	1	1	
Average time (hours) between the time of the complaint and attendance on site, for those dealt with under the Antisocial Behaviour Act 2004		1	1	2	3	
<b>NS20</b> The number of Trading Standards complaint and advice requests received, and the proportion completed within 14 days:						
(ii) Consumer complaints - proportion completed within 14 days.		3	4	4	4	
(iv) Business advice requests - proportion completed within 14 days.	1	1	1	1		
<b>Roads and lighting</b>	<b>Safer &amp; Stronger Greener</b>					
<b>NS22</b> The percentage of the road network that should be considered for maintenance treatment.		3	3	3	3	
<b>Waste Management</b>	<b>Healthier Greener</b>					
<b>NS23</b> The net cost per premises for						
(a) Refuse collection.		2	2	2	2	
(b) Refuse disposal.		3	3	3	3	
<b>NS24</b> The percentage of municipal waste collected during the year that was recycled or composted.		1	1	1	1	Simplified indicator for 2008/09
<b>NS25</b> The cleanliness index achieved following inspection of a sample of streets and other relevant land.	3	3	2	3		

**Table 3 – National and Local Statutory Performance Indicators: SPI 1**

Measure		2007/08 Performance	2008/09 Performance	2009/10 Performance	2010/11 Performance
<b>CORPORATE MANAGEMENT</b>					
<b>RESPONSIVENESS TO COMMUNITIES</b>					
1.	<b>Complaints:</b> Number of Customers expressing dissatisfaction formally.	148	122	145	155
	Percentage of formal complaints classed as “justified” following investigation	-	54.5%	44.8%	47.7%
	Percentage of formal complaints responded to within agreed time-scale.	-	82.5%	64.1%	71.0%
	Percentage of formal complaints relating to any form of discrimination.	-	0.8%	2%	0%
	Number of positive comments received.	1,134	1,041	1,241	1,966
	Number of improvements implemented as a result of complaints.	22	31	28	30
2.	<b>Freedom of Information:</b> percentage of FOI requests responded to in 20 working days	-	-	91.7%	90.3%
<b>REVENUES AND SERVICE COSTS</b>					
3.	<b>Council Tax:</b> cost of collecting Council Tax per dwelling	£17.08	£11.24	£11.45	£12.89
4.	<b>Council Tax:</b> percentage of income due that was received during the year	92.4	94.1	94.1	94.2
5.	<b>Invoices:</b> number of invoices paid within 30 calendar days of receipt as a percentage of all invoices paid	86.9	81.5	80.7	85.2
6.	<b>Home care:</b> the unit cost of home care	-	-	£14.30	£14.55
7.	<b>Arts &amp; museums:</b> cost per visit across Arts and Museums facilities	£2.42	£2.61	£2.95	£2.87
8.	<b>School transport:</b> cost per pupil per day				
	Primary	-	-	£3.76	£4.36
	Secondary	-	-	£3.25	£2.89
	Special school	-	-	£18.73	£15.61
9.	<b>School meals:</b>				
	Average cost of producing school meals	-	-	£2.66	£2.43
	Satisfaction levels	-	-	95.8%	96.6%

Measure		2007/08 Performance	2008/09 Performance	2009/10 Performance	2010/11 Performance
10.	<b>Winter maintenance:</b> Cost of winter maintenance per km of road network Cost per gritted km of priority roads network	£906 £1784	£1357 £2323	£1360 £2427	£1224 £2974
11.	<b>Road condition:</b> Percentage of actual maintenance expenditure that is planned/proactive Percentage of actual maintenance expenditure that is reactive	68% 32%	86% 14%	82% 18%	89% 11%
12.	<b>Recycling:</b> net cost of recycling	-	-	£862,018	£507,434
<b>EMPLOYEES</b>					
13.	<b>Sickness absence:</b> Average number of days lost for teachers Average number of days lost for other local government employees	- -	5.8 12.0	5.7 12.0	5.6 12.9
14.	<b>Equal opportunities:</b> Percentage of highest paid 2% of earners among council employees that are women Percentage of highest paid 5% of earners among council employees that are women	27.5% 39.4%	26.9% 38.8%	29.4% 39.8%	33.6% 40.4%
15.	<b>Turnover:</b> Leavers in the last year as a percentage of the average total staff	-	7.2%	6.3%	9.4%
<b>ASSETS</b>					
16.	<b>Assets:</b> Proportion of operational accommodation that is in a satisfactory condition Proportion of operational accommodation that is suitable for its current use	83.4% 72.7%	96.8% 96.3%	94.1% 96.6%	92.7% 80.1%
17.	<b>Energy performance:</b> percentage of buildings rated 'F' or above	-	-	85%	85.2%
18.	<b>Occupancy:</b> Occupancy rates for office accommodation expressed as square metres per FTE	-	-	21.9	22.8
19.	<b>Operational Portfolio:</b> Extent of operational portfolio expressed in square metres	-	-	318,801	320,764
20.	<b>Condition of School Estate:</b> Percentage of schools graded A (Good) Percentage of schools graded B (Satisfactory) Percentage of schools graded C (Poor) Percentage of schools graded D (Bad)	- - - -	- - - -	19.3 59.6 19.3 1.8	19.3 61.4 15.8 3.5

Measure		2007/08 Performance	2008/09 Performance	2009/10 Performance	2010/11 Performance
21.	<b>School capacity:</b> Percentage of primary schools where ratio of pupils to places is: 0-40% 41-60% 61-80% 81-100% 101% or more  Percentage of secondary schools where ratio of pupils to places is: 0-40% 41-60% 61-80% 81-100% 101% or more	15.2% 28.3% 39.1% 17.4% 0%	11.4% 31.8% 43.2% 13.6% 0%	11.6% 32.6% 39.5% 16.3% 0%	16.3% 25.6% 41.9% 16.3% 0%
<b>PROCUREMENT</b>					
22.	<b>PECOS:</b> Value of spend through PECOS as a percentage of council (non-pay) spend	-	-	21.6%	47.5%
<b>SUSTAINABLE DEVELOPMENT</b>					
23.	<b>Eco-schools:</b> Percentage of schools achieving: Bronze Silver Green Flag status	- - -	- - -	71.9% 59.6% 15.8%	77.2% 64.9% 26.3%
<b>EQUALITIES AND DIVERSITY</b>					
24.	<b>Accessibility:</b> Percentage of council buildings in which all public areas are suitable for and accessible to disabled people	47.1%	64.2%	66.0%	66.7%
25.	<b>Ethnic minority:</b> Percentage of the local population who are from an ethnic minority Percentage of the total workforce who are from an ethnic minority	- -	- -	0.7% 0.4%	0.7% 0.5%
26.	<b>Disabilities:</b> percentage of workforce who have declared they are disabled under the terms of the Disability Discrimination Act 1995	-	-	0.7%	0.6%

**Table 4 – National and Local Statutory Performance Indicators: SPI 2**

Measure		2007/08 Performance	2008/09 Performance	2009/10 Performance	2010/11 Performance
<b>SERVICE PERFORMANCE</b>					
<b>BENEFITS ADMINISTRATION</b>					
27.	<b>Administration costs:</b> gross administration costs per benefits case	£46.63	£43.08	£42.60	£39.74
28.	Average time for processing claims	-	-	10.6 days	14.0 days
29.	Percentage of claims processed within 14 days of receiving all information	-	-	81.1%	85.3%
30.	Percentage of claims processed accurately	-	-	93.4%	95.6%
<b>COMMUNITY CARE</b>					
31.	<b>Homecare:</b> The number of homecare hours per 1,000 population age 65+ As a proportion of home care clients age 65+, the number receiving: - personal care. - a service during evenings/overnight. - a service at weekends.	709.4 92.4% 40.9% 77.4%	689.9 95.3% 38.7% 80.7%	558.5 97.1% 39.7% 84.7%	517.5 98.2% 46.2% 88.0%
32.	<b>Accessibility:</b> Number of people waiting longer than target for assessment per '000 population. Number of people waiting longer than target time for service per '000 population.	- -	- -	3.4 0.6	3.8 0.0
33.	<b>Staff qualifications:</b> The percentage of personal carers who are qualified to SSSC standard	-	-	52.2%	67.1%
34.	<b>Respite care:</b> Total number of overnight respite weeks provided: - 18-64 - 65+  Total number of daytime respite weeks provided: - 18-64 - 65+  Total number of respite weeks provided: - 18-64 - 65+				Figures currently subject to verification

Measure		2007/08 Performance	2008/09 Performance	2009/10 Performance	2010/11 Performance
<b>CRIMINAL JUSTICE SOCIAL WORK</b>					
35.	<b>Social Enquiry Reports:</b> (a) The number of reports submitted to the courts during the year. (b) The percentage of these submitted by the due date.	1,099 99.0%	1,136 99.4%	1,092 99.2%	1,028 99.3%
<b>CULTURAL &amp; COMMUNITY SERVICES</b>					
36.	<b>Pools/other leisure facility attendances:</b> Number of attendances per 1,000 population for - pools. - other indoor sports and leisure facilities, excluding pools in a combined complex.	2,507 5,254	2,433 6,035	2,393 7,070	2,517 7,391
37.	<b>Visits to and use of museums:</b> The number of visits to/usages of council funded or part funded museums per 1,000 population. The number of those visits that were in person per 1,000 population.	2,376 1,658	2,785 1,729	2,184 1,589	2,231 1,580
38.	<b>Library usage:</b> a) Number of visits per 1,000 population. b) Borrowers as a percentage of the resident population.	4,444 17.7%	4,579 18.5%	4,748 18.1%	4,624 17.8%
39.	<b>Grounds Maintenance:</b> cost per hectare of land maintained (including CEC).	£3,877	£3,662	£3,825	£4,643
40.	<b>Adult Literacy:</b> Number of adult literacy learners achieving intermediary outcomes as set in their Individual Learning Plans.	-	-	87%	87%
41.	<b>Learning Centres:</b> Number of times Learning Centre terminals are used per 1,000 population. Percentage of resident population who use Learning Centres.	549.3 5.5%	516.3 5.6%	476.0 5.2%	598.4 4.8%
42.	<b>Playgrounds:</b> Number of playgrounds per 1,000 Children.	4.03	4.03	4.03	4.03
<b>PLANNING</b>					
43.	<b>Planning applications:</b> The percentage of planning applications dealt with within 2 months.	61.2%	39.7%	51.5%	66.3%
44.	<b>Building warrants:</b> Percentage of warrants determined within 6 days of receipt of all outstanding information. Percentage of applications responded to within 20 days of being valid Average income per warrant. Income as a percentage of the value of development plans submitted.	- - - -	91.0% 80.0% £401 0.7%	96.4% 97.2% £380 0.8%	96.4% 99.3% £672 0.5%

Measure		2007/08 Performance	2008/09 Performance	2009/10 Performance	2010/11 Performance
<b>EDUCATION OF CHILDREN</b>					
45.	<b>Additional Support:</b> Percentage of pupils with Individual Education Plans meeting targets.	79.8%	84.3%	86.5%	Available Nov 2011
46.	<b>Destination of school leavers (%):</b> (a) Full-time higher education. (b) Full-time further education. (c) Training. (d) Employment. (e) Other known destination. (f) Destination unknown.	31% 25% 8% 19% 15% 1%	31% 33% 8% 13% 14% 2%	34% 32% 8% 14% 12% 0%	Available December 2011
47.	<b>Looked after children:</b> Average tariff scores of all looked after children in S4 and S5 in the current academic year	-	-	-	Available September 2011
48.	<b>Exclusion rates:</b> Number of exclusions incidents per 1,000 pupils Primary Secondary Special	- - -	15.9 94.7 53.5	12.9 85.1 83.8	Available September 2011
49.	<b>Pupil to staff ratios:</b> Staff to pupil ratio in educational establishments Primary Secondary Special	16.6:1 11.3:1 4.2:1	16.4:1 11.8:1 4.0:1	15.5:1 12.0:1 3.8:1	15.6:1 12.7:1 4.2:1
50.	<b>School transport:</b> Percentage of primary school roll receiving school transport Percentage of secondary school roll receiving school transport Percentage of special school roll receiving school transport	- - -	- - -	12.8% 51.8% 100%	10.5% 44.3% 100%
<b>CHILD PROTECTION AND CHILDREN'S SOCIAL WORK</b>					
51.	<b>Child Protection re-registrations:</b> Number of Child Protection re-registrations in year	-	-	9	18
52.	<b>Children's Reporter Liaison:</b> Percentage of reports submitted to SCRA by the due date	-	16.8	37.4	68.0
53.	<b>Child Protection Orders:</b> Number and percentage of Child Protection Orders made within 24 hours.	-	24 (100%)	6 (100%)	3 (100%)

Measure		2007/08 Performance	2008/09 Performance	2009/10 Performance	2010/11 Performance
<b>HOUSING AND HOMELESSNESS</b>					
54.	<b>Repairs to council dwellings:</b> the overall percentage of repairs completed within target	-	81.5%	86.7%	89.2%
55.	<b>Housing Quality:</b> proportion of the council's housing stock which meets the Scottish Housing Quality Standard	-	55.1%	58.4%	71.0%
56.	<b>Voids:</b> total annual rent loss (from council dwellings) due to voids, expressed as a percentage of the total amount of rent due in the year.	1.6%	1.6%	1.8%	1.9%
57.	<b>Re-lets:</b> Average re-let time for non low demand stock Average re-let time for low demand stock Average period that low demand properties were void	38 days 82 days 607 days	46 days 58 days 512 days	41 days 61 days 464 days	46 days 71 days 377 days
58.	<b>Tenant arrears:</b> Current tenant arrears as a percentage of the net amount of rent due in the year. Percentage of current tenants owing more than 13 weeks rent at year end, excluding those owing less than £250. Proportion of those tenants giving up their tenancy during the year that were in rent arrears. Average number of weeks rent owed by tenants leaving in arrears Proportion of arrears owed by former tenants that was either written off or collected during the year.	2.9% 0.5% 57.5% 7.2 weeks 8.3%	3.1% 1.3% 57.3% 7.6 weeks 33.6%	2.5% 1.1% 60.2% 7.2 weeks 39.7%	2.6% 1.3% 60.5% 7.4 weeks 57.1%
59.	<b>Homelessness:</b> Permanent accommodation - Number of households assessed during the year. - % of decision notifications issued within 28 days of initial presentation. - % who are housed. - % of cases reassessed within 12 months of completion of duty.  Temporary accommodation - Number of households assessed during the year. - % of decision notifications issued within 28 days of initial presentation. - % of cases reassessed within 12 months of completion of duty.  Proportion of those provided with permanent accommodation in council stock who maintained their tenancy for at least 12 months.	- - - -  - - - -	534 54.1% 73.5% 7.9%  239 48.5% 13.5% 67.1%	523 62.0% 64.0% 10.9%  182 63.7% 17.2% 71.7%	460 98.7% 49.9% 7.8%  205 100% 10.2% 66.2%

Measure		2007/08 Performance	2008/09 Performance	2009/10 Performance	2010/11 Performance
60.	<b>Repairs:</b> The % of repairs appointment kept.	-	-	96.8%	94.8%
61.	<b>Repairs:</b> Average End to end time taken to complete a repair, from the time that the repair is logged to completion of the job to the tenants' satisfaction.	-	-	3.4 days	3.0 days
62.	<b>Gas Safety:</b> The % of gas safety checks carried out within 12 months.	-	-	99.7%	99.8%
63.	<b>Council House Sales:</b> Percentage of Council House Sales concluded within 26 weeks. Average timescale for conclusion of Council House Sales.	89.2 21 weeks	92.7% 19 weeks	92.8% 21 weeks	98% 16.5 weeks
<b>PROTECTIVE SERVICES</b>					
64.	<b>Domestic noise complaints:</b> a) The number of domestic noise complaints received during the year: i) Settled without the need for attendance on site. ii) Requiring attendance on site. iii) Dealt with under part V of the Antisocial Behaviour Scotland Act 2004. b) For those in a)ii above, the average time (hours) between the time of the complaint and attendance on site. For those in a)iii above, the average time (hours) between the time of the complaint and attendance on site.	840 440 7 393 0.5 0.5	907 491 8 408 0.5 0.6	1,075 531 9 535 0.6 0.7	1,181 620 6 555 0.9 0.8
65.	<b>Trading Standards:</b> Percentage of consumer complaints completed within 14 days Percentage of business advice requests completed within 14 days	60.6% 98.9%	62.6% 100%	65.0% 99.5%	71.1% 100%
66.	<b>Non domestic noise complaints:</b> The number of complaints of non domestic noise received during the year: (i) Settled without the need for formal action. (ii) Requiring formal action. (b) For those in (a) (ii) above, the average time (calendar days) to institute formal action.	62 3 10 days	48 1 74 days	66 1 1 day	65 1 2 days
67.	<b>Antisocial behaviour:</b> Number of Antisocial Behaviour Orders Applications. Percentage of Antisocial Behaviour Orders Applications raised within 7 working days from agreeing instruction with Housing.	- -	5 80%	12 91.7%	5 100%
68.	<b>Food Hygiene Inspections:</b> Percentage of premises with a minimum inspection frequency of 12 months or less, that were inspected on time: 6 months 12 months	- -	- -	100% 97%	100% 97%

Measure		2007/08 Performance	2008/09 Performance	2009/10 Performance	2010/11 Performance
<b>ROADS &amp; LIGHTING</b>					
69.	<b>Roads maintenance:</b> Percentage of the road network that should be considered for maintenance treatment.	43.5%	40.5%	40.1%	45.3%
70.	<b>Street Lighting Failure:</b> the percentage of repairs completed within 7 days.	95.6%	96.9%	98.1%	97.4%
71.	<b>Bridges:</b> The percentage of council bridges not meeting the European Standard of 40 tonnes The percentage of council bridges that have a weight or width restriction placed on them The percentage of private bridges not meeting the European Standard of 40 tonnes The percentage of private bridges that have a weight or width restriction placed on them	11.0% 1.0% 8.3% 4.2%	11.8% 2.0% 9.1% 3.0%	11.7% 1.9% 9.1% 3.0%	12.0% 1.9% 5.9% 2.9%
72.	<b>Street Lighting and Traffic Lights:</b> Percentage of street lighting columns over 30 years old. Percentage of Traffic Light repairs completed within 48 hours.	- 98.6%	15.7% 98.3%	46.3% 99.1%	43.7% 95.7%
73.	<b>Road Condition:</b> Number of emergency maintenance repairs. Percentage of emergency maintenance repairs responded to within target	- -	100 89%	84 83%	74 88%
<b>WASTE MANAGEMENT SERVICES</b>					
74.	<b>Refuse collection and disposal:</b> Net cost per premises of refuse collection. Net cost per premises of refuse disposal.	£59.51 £78.91	£56.02 £84.44	£60.87 £89.09	£63.59 £93.13
75.	<b>Waste Recycling:</b> Percentage of municipal waste collected that was recycled and composted.	-	42.1%	43.0%	43.9%
76.	<b>Cleanliness:</b> The cleanliness index achieved following inspection of a sample of streets and other relevant land.	71	74	73	74

**EAST AYRSHIRE COMMUNITY PLANNING PARTNERSHIP SINGLE OUTCOME AGREEMENT 2008-2011  
ANNUAL PERFORMANCE REPORT 2010/11 – SUMMARY OF PROGRESS: SEPTEMBER 2011**

National Outcome	Number of relevant indicators (all elements)	Improving progress ✓	Maintaining progress =	Improvement required X	Data unavailable O	Not reported
<b>1. We live in a Scotland that is the most attractive place for doing business in Europe.</b>	<b>5</b> 5 (5)	<b>1</b> 1 (3)	<b>0</b> 0 (0)	<b>2</b> 2 (2)	<b>1</b> 2 (0)	<b>1</b> n/a n/a
<b>2. We realise our full economic potential with more and better employment opportunities for our people.</b>	<b>6</b> 6 (6)	<b>4</b> 3 (3)	<b>0</b> 1 (0)	<b>2</b> 2 (3)	<b>0</b> 0 (0)	<b>0</b> n/a n/a
<b>3. We are better educated, more skilled and more successful, renowned for our research and innovation.</b>	<b>25</b> 25 (24)	<b>19</b> 18 (13)	<b>2</b> 3 (2)	<b>4</b> 2 (8)	<b>0</b> 2 (1)	<b>0</b> n/a n/a
<b>4. Our young people are successful learners, confident individuals, effective contributors and responsible citizens.</b>	<b>30</b> 30 (31)	<b>20</b> 22 (25)	<b>3</b> 4 (3)	<b>0</b> 4 (1)	<b>0</b> 0 (2)	<b>7</b> n/a n/a
<b>5. Our children have the best start in life and are ready to succeed.</b> (Includes new indicator.)	<b>9</b> 9 (6)	<b>6</b> 6 (5)	<b>0</b> 0 (0)	<b>1</b> 1 (0)	<b>1</b> 2 (1)	<b>1</b> n/a n/a
<b>6. We live longer, healthier lives.</b> (Includes proxy indicators.)	<b>22</b> 23 (12)	<b>11</b> 12 (4)	<b>0</b> 0 (0)	<b>6</b> 3 (6)	<b>0</b> 8 (2)	<b>5</b> n/a n/a
<b>7. We have tackled the significant inequalities in Scottish society.</b>	<b>12</b> 12 (14)	<b>10</b> 9 (6)	<b>1</b> 0 (1)	<b>0</b> 2 (3)	<b>0</b> 1 (4)	<b>1</b> n/a n/a
<b>8. We have improved the life chances for children, young people and families at risk.</b>	<b>11</b> 11 (9)	<b>6</b> 8 (5)	<b>2</b> 3 (2)	<b>1</b> 0 (2)	<b>0</b> 0 (0)	<b>2</b> n/a n/a
<b>9. We live our lives safe from crime, disorder and danger.</b>	<b>13</b> 13 (6)	<b>9</b> 8 (5)	<b>0</b> 0 (1)	<b>4</b> 4 (0)	<b>0</b> 1 (0)	<b>0</b> n/a n/a
<b>10. We live in well-designed, sustainable places where we are able to access the amenities and services we need.</b>	<b>6</b> 6 (6)	<b>3</b> 4 (3)	<b>0</b> 0 (0)	<b>3</b> 2 (2)	<b>0</b> 0 (1)	<b>0</b> n/a n/a
<b>11. We have strong, resilient and supportive communities where people take responsibility for their own actions and how they affect others.</b>	<b>5</b> 5 (5)	<b>5</b> 4 (3)	<b>0</b> 0 (0)	<b>0</b> 1 (1)	<b>0</b> 0 (1)	<b>0</b> n/a n/a
<b>12. We value and enjoy our built and natural environment and protect it and enhance it for future generations.</b> (Includes proxy indicator.)	<b>5</b> 4 (4)	<b>3</b> 2 (3)	<b>0</b> 0 (0)	<b>1</b> 1 (1)	<b>0</b> 1 (0)	<b>1</b> n/a n/a

National Outcome	Number of relevant indicators (all elements)	Improving progress ✓	Maintaining progress =	Improvement required X	Data unavailable O	Not reported
<b>13. We take pride in a strong, fair and inclusive national identity.</b>	<b>6</b> <i>6</i> (4)	<b>3</b> <i>4</i> (2)	<b>0</b> <i>0</i> (0)	<b>1</b> <i>0</i> (2)	<b>1</b> <i>2</i> (0)	<b>1</b> <i>n/a</i> <i>n/a</i>
<b>14. We reduce the local and global environmental impact of our consumption and production.</b>	<b>5</b> <i>5</i> (6)	<b>4</b> <i>4</i> (4)	<b>0</b> <i>0</i> (0)	<b>1</b> <i>0</i> (0)	<b>0</b> <i>1</i> (2)	<b>0</b> <i>n/a</i> <i>n/a</i>
<b>15. Our public services are high quality, continually improving, efficient and responsive to local people's needs.</b>	<b>2</b> <i>2</i> (2)	<b>2</b> <i>0</i> (2)	<b>0</b> <i>2</i> (0)	<b>0</b> <i>0</i> (0)	<b>0</b> <i>0</i> (0)	<b>0</b> <i>n/a</i> <i>n/a</i>
<b>TOTAL</b>	<b>162</b> <i>162</i> (140)	<b>106</b> <i>105</i> (86)	<b>8</b> <i>13</i> (9)	<b>26</b> <i>24</i> (31)	<b>3</b> <i>20</i> (14)	<b>19</b> <i>n/a</i> <i>n/a</i>
<b>Percentage Total</b>	<b>100%</b> <i>100%</i> (100%)	<b>65.4%</b> <i>64.8%</i> (61.5%)	<b>4.9%</b> <i>8.0%</i> (6.4%)	<b>16.1%</b> <i>14.8%</i> (22.1%)	<b>1.9%</b> <i>12.4%</i> (10.0%)	<b>11.7%</b> <i>n/a</i> <i>n/a</i>

NB: 2010/11 figures are presented in bold; 2009/10 figures are presented in italics; and 2008/09 figures are presented in brackets.

#### Notes:

Data has been provided for 140 indicators, with data currently unavailable for 3 indicators and 19 indicators were not reported.

Based on the 140 indicators which have been reported, progress to date is as follows:




- Improving progress: 75.7% (106 indicators)
- Maintaining progress: 5.7% (8 indicators)
- Improvement required: 18.6% (26 indicators).

Updates to data currently identified as unavailable are anticipated in September/October 2011.




## CONCORDAT BETWEEN THE SCOTTISH GOVERNMENT AND LOCAL AUTHORITIES

On 14 November 2007, a Concordat between the Scottish Government and local authorities was signed setting out the terms of the relationship between the two. As part of their contribution to the relationship, the Scottish Government and local government agreed to work towards the delivery of a number of key government policies and programmes, including the following commitments.




Commitment	Current Status in East Ayrshire	Progress
1. Freezing council tax rates at 2007/08 levels.	<p>On 12 February 2009, Council approved the freezing of Council Tax for 2009/10.</p> <p>The Council Tax freeze at the 2007/08 level continued in 2010/11 and has been approved for 2011/12.</p>	<b>Achieved</b>
2. Making an additional 1,000 police officers available in communities.	<p>Strathclyde Police has recruited its share of the additional 1,000 police officers in line with the Concordat agreement and the overall Scottish target has been achieved. Resource levels within East Ayrshire are determined by the Force Executive.</p>	<b>Achieved</b>
3. Introduction of the Small Business Bonus Scheme.	<p>The Small Business Bonus Scheme was introduced in 2008/09. The scheme has been delivered in full during 2009/10, with the maximum amount of rates relief available to small businesses of 100%.</p> <p>The scheme continues to be advertised during annual billing and is subject to annual review. Information on the scheme remains available through the Council website, the wall planner, which is issued with Non Domestic Rates and Council Tax Bills, and through Local Offices.</p> <p>The Council's Rates Team continues to discuss and offer advice on the scheme to potentially qualifying businesses. In addition, Business Advisers in Planning and Economic Development promote the scheme, where appropriate, as do the Advisers at the Business Gateway.</p> <p>For 2008/09 and 2009/10, relief totalling £1.5 million and £2.2 million respectively has been awarded.</p> <p>The scheme continues to award up to 100% relief to small businesses and, during 2010/11, relief totalling £2.3 million was awarded.</p>	<b>Achieved</b>

**Key:**      Achieved       In Progress       Awaiting Action 




Commitment	Current Status in East Ayrshire	Progress
<p>4. Improving the learning experience for children and young people by improving the fabric of schools and nurseries; developing and delivering A Curriculum for Excellence; and, as quickly as is possible, reducing class sizes in P1 to P3 to a maximum of 18 and improving early years provision with access to a teacher for every pre-school child.</p>	<p>The Council is investing approximately £60.435 million on projects already in progress or scheduled in the next 5 years to improve the fabric of educational establishments or to build new schools. Major projects include an extension for Darvel PS, the new build Patna/St Xavier's and Gargieston primary schools; the refurbishment of New Cumnock PS and a new build special school, namely Willowbank, which reflects the merger of Witchhill and Woodstock Special Schools. There are also plans for a new primary school in the south area and a new nursery establishment in Kilmarnock.</p> <p>The Curriculum for Excellence (CfE) Leadership and Management Board continues to lead on full implementation of the CfE across primary and secondary schools. All S1 and S2 pupils are now working through the second year of implementation, which is being closely monitored by the CfE Board.</p> <p>In session 2010/11, 47.5% of our P1 to P3 classes were reduced to a maximum of 18 pupils or less, rising from 41.0% the previous year. In addition, East Ayrshire Early Years Service has adopted a peripatetic service, which ensures that every pre-school child has access to a teacher.</p>	<p><b>In Progress</b></p>
<p>5. Expanding pre-school provision and making substantial progress towards a 50% increase in pre-school entitlement for 3 and 4 year olds. The entitlement to pre-school provision will be maintained at the new level of 475 hours per annum (equivalent to 38 weeks at 12 hours) in 2008/09 and 2009/10. This will increase to 570 hours per annum (equivalent to 38 weeks at 15 hours) in August 2010.</p>	<p>The Scottish Government wrote to Councils regarding this commitment, free school meals and class sizes. This afforded Councils the option of not increasing to 570 hours but ensuring that children could access a pre-school place the month after their third birthday.</p> <p>From academic session 2010/11, children are offered a place the month after their third birthday.</p>	<p><b>Achieved</b></p>

**Key:**      Achieved                            In Progress                            Awaiting Action      




Commitment	Current Status in East Ayrshire	Progress
<p>6. Free school meals – Providing nutritious free school meals for all P1 to P3 pupils in the pilot areas until the end of the current academic year (i.e., up to June 2008). The remainder of 2008/09 will be taken up with evaluation of the trials. In 2009/10, provided the evaluation of the trials is positive, legislation will be introduced to allow extension of the nutritious free school meals to all pupils in P1 to P3. Assuming the legislation is passed, local authorities will provide free school meals to all P1 to P3 pupils from August 2010.</p>	<p>A review of the pilot demonstrated the positive benefits delivered and legislation allowed the commitment to be implemented nationally.</p> <p>At Council’s Cabinet meeting of 2 June 2010, it was agreed that from August 2010, free lunchtime meals would be provided for all P1 children. This is in line with the negotiated agreement between COSLA and the Scottish Government providing flexibility for Councils to implement a targeted approach in respect of the provision of free school meals. During August 2010 and March 2011, when all P1 children were offered free school meals, an additional 400 pupils per day benefited from this provision.</p> <p>The Scottish Government wrote to Councils regarding this commitment, pre-school provision and class sizes. This afforded Councils the option of not providing additional free school meals to allow prioritisation in other areas. In February 2011, and further to the budget consultation process, the Cabinet/Council agreed to end universal provision of free school meals in line with the new agreement with the Scottish Government; however, free school meals will continue to be provided to those entitled to them.</p>	<p><b>Achieved</b></p>
<p>7. Subject to necessary legislation being passed, extending entitlement to free school meals to all primary and secondary pupils of families in receipt of maximum child tax credit and maximum working tax credit from August 2009.</p>	<p>Since the implementation of the legislation in August 2009, the number of children entitled to free school meals in 2010/11 has increased by 379 (13%). With regard to uptake during the same timescale, an additional 798 children received free school meals each day; this equates to an increase in uptake of 42%.</p>	<p><b>Achieved</b></p>
<p>8. Vocational education/skills – working in partnership with colleges, local employers and others as appropriate to give more school pupils opportunities to experience vocational learning.</p>	<p>Through working in partnership with Kilmarnock and Ayr Colleges, the More Choices More Chances group, the 16+ Learning Choices group and the Schools/College Liaison group, the range of vocational courses available to our young people has been expanded.</p> <p>In session 2010/11, a total of 937 pupils attended skills for work and vocational programmes at Kilmarnock and Ayr Colleges, meeting the agreed target of 20% of the eligible cohort.</p>	<p><b>Achieved</b></p>

**Key:**      Achieved            In Progress            Awaiting Action      

Commitment	Current Status in East Ayrshire	Progress
<p>9. Kinship care – providing an allowance for kinship carers of children and young people who would otherwise be accommodated in foster placement or residential placement.</p>	<p>On 3 June 2009, the Council's Cabinet approved the proposals for the implementation of the new scheme to be put in place to support kinship carers from 1 April 2010.</p> <p>A comprehensive Policy, Procedure and Practice Guidance document has been agreed by the Council's Head of Children and Families and Criminal Justice, the principles of which have been implemented together with the rate of financial support.</p> <p>At the end of March 2011, 21 carers were in receipt of a Kinship Care allowance, supporting a total of 33 children and young people. In addition, 70 existing Link Carers received payments, supporting a total of 101 children and young people. Although the Link Carer Scheme ceased to exist at 1 April 2010, payments made to existing Link Carers are transitionally protected and subject to ongoing review.</p> <p>Figures at 8 September 2011 reflect an increase to 56 Kinship Carers, supporting 76 children and young people; and a reduction in the number of Link Carers to 69, supporting 100 children and young people.</p> <p>This reflects our statutory arrangement to support children to remain at home or to be placed with family members where it is safe and appropriate to do so.</p>	<p><b>Achieved</b></p>
<p>10. Improving care home quality through care home fees and the quality framework.</p>	<p>The financial implication of this commitment has been met by the Council through additional resource allocations in the Community Care division of £0.160 million in 2009/10 and a further £0.008 million in 2010/11. The commitment provides reward for the better performing care homes; we have also utilised the provision to remove the quality award from care homes where performance has not met the required standards.</p>	<p><b>Achieved</b></p>
<p>11. Free personal care – increasing current standard payment levels in line with inflation from April 2008 and allowance for subsequent years.</p>	<p>The financial implication of this commitment has been met by the Council through an additional resource allocation to the Community Care division of £0.057 million in both 2009/10 and 2010/11 (with inflationary uplifts) to the Social Work budget.</p>	<p><b>Achieved</b></p>

Key:      Achieved                            In Progress                            Awaiting Action      

Commitment	Current Status in East Ayrshire	Progress
12. Carers' support – progress towards delivering 10,000 extra respite weeks per annum at home or in care homes.	Information received from COSLA on 6 October 2008 outlines that, utilising 2007/08 as a baseline, 6,000 extra respite weeks across Scotland were to be achieved by 2009/10, increasing to 10,000 weeks by 2010/11. In East Ayrshire, our targets are 48 weeks over baseline in 2008/09, 144 weeks over baseline in 2009/10 and 240 weeks over baseline in 2010/11. To support this activity, additional resources were allocated to the Social Work budget of £0.076 million in 2009/10, increasing to £0.133 million by 2010/11. In 2010/11, 560 additional weeks of respite care were delivered (calculated in accordance with COSLA methodology and guidance), significantly exceeding the target.	<b>Achieved</b>

**Key:**      Achieved            In Progress            Awaiting Action        
 September 2011

## GLOSSARY OF TERMS

ABC	Anti-Social Behaviour Contract	CHIP	Community Health Improvement Partnership
ACP	Anticipatory Care Planning	CLHASP	Children Learning Health and Supported Play Initiative
ACPOS	Association of Chief Police Officers in Scotland	CHP	Community Health Partnership
ADLF	Ayrshire Development Loan Fund	CLD	Community Learning and Development
ADP	Alcohol and Drug Partnership	CO2	Carbon dioxide
AEP	Ayrshire Economic Partnership	COGS	Continuous Opportunities for Gathering and Sharing
AJSWMG	Ayrshire Joint Strategic Waste Management Group	COPD	Chronic obstructive pulmonary disease
ASBO	Anti-Social Behaviour Order	CPD	Continuing Professional Development
ASN	Additional Support Needs	CPP	Community Planning Partnership
BMI	Body Mass Index	CPSCCTV	Council Public Space Closed Circuit Television
CAB	Citizens Advice Bureau	CSCS	Construction Skills Certification Scheme
CARS	Conservation Area Regeneration Scheme	CSLA	Community Sports Leader Award
CAT	Community Addiction Team	DTI	Department of Trade and Industry
CCF	Coalfield Communities Federation	DtS	Determined to Succeed
CCT	Coalfield Community Transport	EAC	East Ayrshire Council
CEIAP	Community Environmental Improvement Action Plan	EACHa	East Ayrshire Churches for Homelessness action
CfE	Curriculum for Excellence	EACPC	East Ayrshire Child Protection Committee

EAVAWP	East Ayrshire Violence Against Women Partnership	LAAC	Looked After and Accommodated Children
ECDL	European Computer Driving License	LANTRA	Land Based National Training Organisation
ERDF	European Regional Development Fund	LEADER	Programme for rural Ayrshire to support community based projects
ESF	European Social Fund	LEAMS	Local Environmental Audit and Management System
ESOL	English for Speakers of other Languages	LRS	Lifestyle Referral Scheme
FE	Further Education	LSEP	Local Social Economy Partnership
FLaT	Future Learning and Teaching	MCMC	More Choices More Chances
FSF	Fairer Scotland Fund	MiDAS	Minibus Driver Assessment Scheme
FTE	Full Time Equivalent	MSYP	Member of the Scottish Youth Parliament
GIRFEC	Getting It Right For Every Child	NHS	National Health Service
GLOW	Scotland's national intranet for schools	NOMIS	Official labour market statistics provided by the Office for National Statistics
GROS	General Register Office for Scotland	NPTC	National Proficiency Tests Council
HE	Higher Education	NRCCI	National Residential Child Care Initiative
HEAT targets	Health Improvement, Efficiency, Access and Treatment targets	PCAT	Primary Care Addiction Team
HMle	Her Majesty's Inspectorate of Education	PIFPOC	Professional Implementation Forum for the Protection of Children
HMP	Her Majesty's Prison	PPP	Public Private Partnership
HNC	Higher National Certificate	PSE	Personal and Social Education
ISD	Information Services Division (NHS National Services Division)	RCP	Restoring Communities Programme

RMC	Risk Management Centre	SMHFA	Scottish Mental Health First Aid
ROSC	Recovery Oriented System of Care	SOA	Single Outcome Agreement
RSL	Registered Social Landlord	SPARRA	Scottish Patients at Risk of Admission and Re-admission
SACRO	Safeguarding Communities – Reducing Offending	SPI	Statutory Performance Indicator
SALSUS	Scottish Schools Adolescent Lifestyle and Substance Use Survey	SPICE	Substance Misuse Prevention in Community Education
ScotPHO	Scottish Public Health Observatory	SPT	Strathclyde Partnership for Transport
SCQF	Scottish Credit and Qualifications Framework	SQA	Scottish Qualifications Authority
SCRA	Scottish Children’s Reporter Administration	SRDP	Scottish Rural Development Programme
SDP	Supplier Development Programme	STEAM	Scottish Tourism, Economic Assessment Model
SDS	Skills Development Scotland	SURF	Scottish Urban Regeneration Forum
SEN	Special Educational Needs	SVQ	Scottish Vocational Qualification
SEEMIS	Education Management Software	THI	Townscape Heritage Initiative
SFR	Strathclyde Fire and Rescue	TOTS	Truth on Teenage Pregnancy
SHQS	Scottish Housing Quality Standard	VIP	Virtual Inclusive Partnership
SIMD	Scottish Index of Multiple Deprivation	UWS	University of the West of Scotland
SLIMS	Consultancy services specialising in economic and labour market analysis and policy development		