



EAST AYRSHIRE CHILD PROTECTION COMMITTEE: 8 MARCH 2011

STATISTICAL REPORT FOR PERIOD 1 OCTOBER to 31 DECEMBER 2010

1 PURPOSE OF REPORT

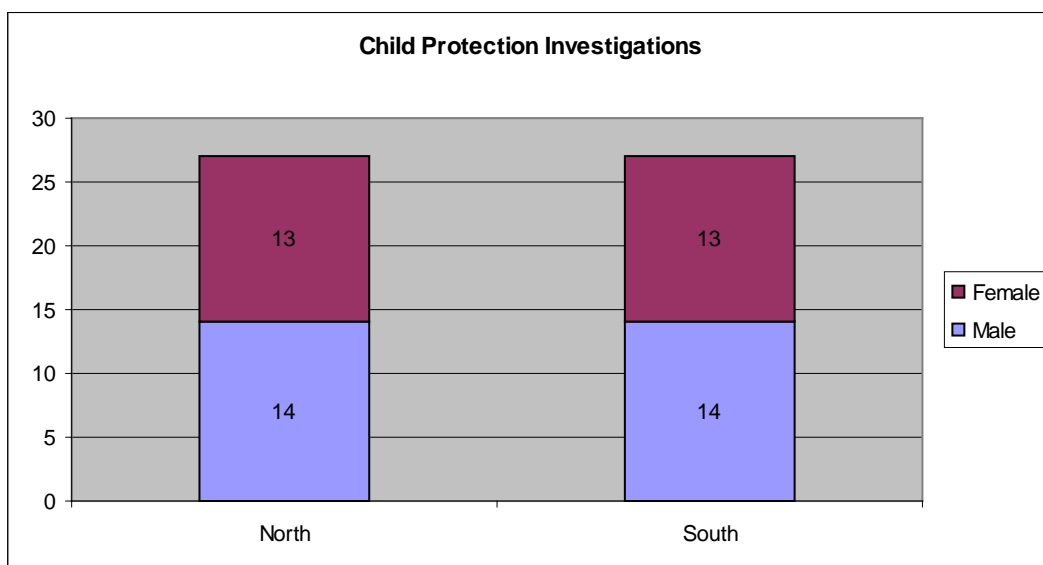
- 1.1 To inform the East Ayrshire Child Protection Committee (EACPC) of child protection activity in East Ayrshire for the period 1 October 2010 to 31 December 2010.
- 1.2 The data informing this report has been formulated taking information from the Social Work Information System and in discussion with the Locality Service Managers.

2 OVERVIEW

- 2.1 For this quarter the number of children on the Child Protection Register had increased by one from the previous quarter, with 55 children's names on the East Ayrshire Child Protection Register making up 28 family groups as at 31 December 2010.

3 FURTHER ANALYSIS OF DATA

- 3.1 Child Protection Investigations



During the quarter:

- A total of 54 children were subject to child protection investigations (25 family groups.)
- This represents an increase of 12 children (6 family groups) for the last quarter.
- For the North this was an increase in 3 investigations for individual children
- For the South it was an increase of 9 investigations for individual children
- 27 of the children (14 family groups) in the North of the authority
- 27 children (11 family groups) live in the South of the authority

3.2 Age at time of Investigation

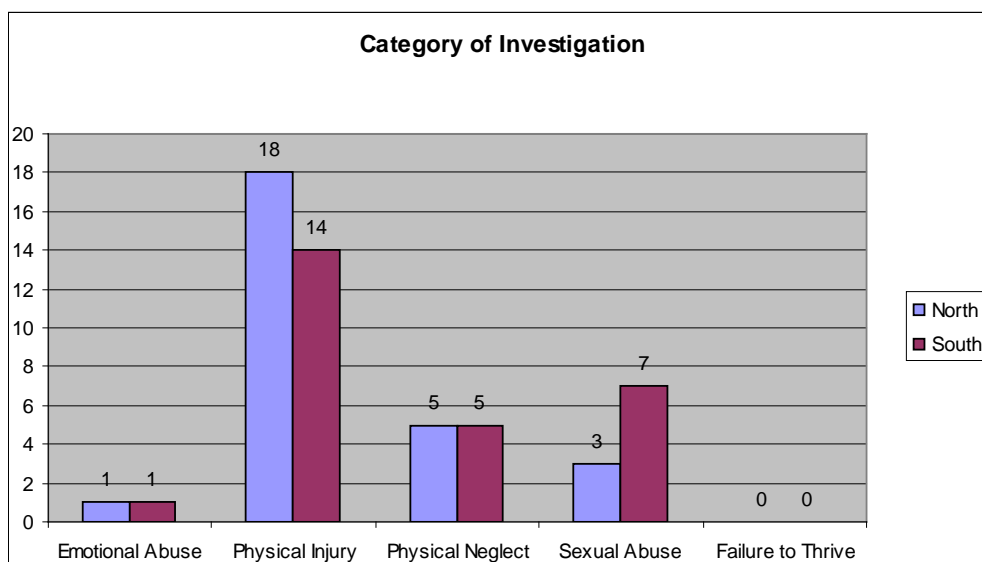


Children aged 5-12 years continued to make up just under half of all investigations, which was consistent with the previous quarter.

Of the 54 investigations the children were the following ages:

- Birth to 1 year : 4 children
- 1 – 5 years : 13 children (nearly double that of the last quarter)
- 5 – 12 years : 26 children (double that of last quarter)
- 12 – 16 years : 11 children
- 16+ : no children

3.3 Child Protection Investigations by category

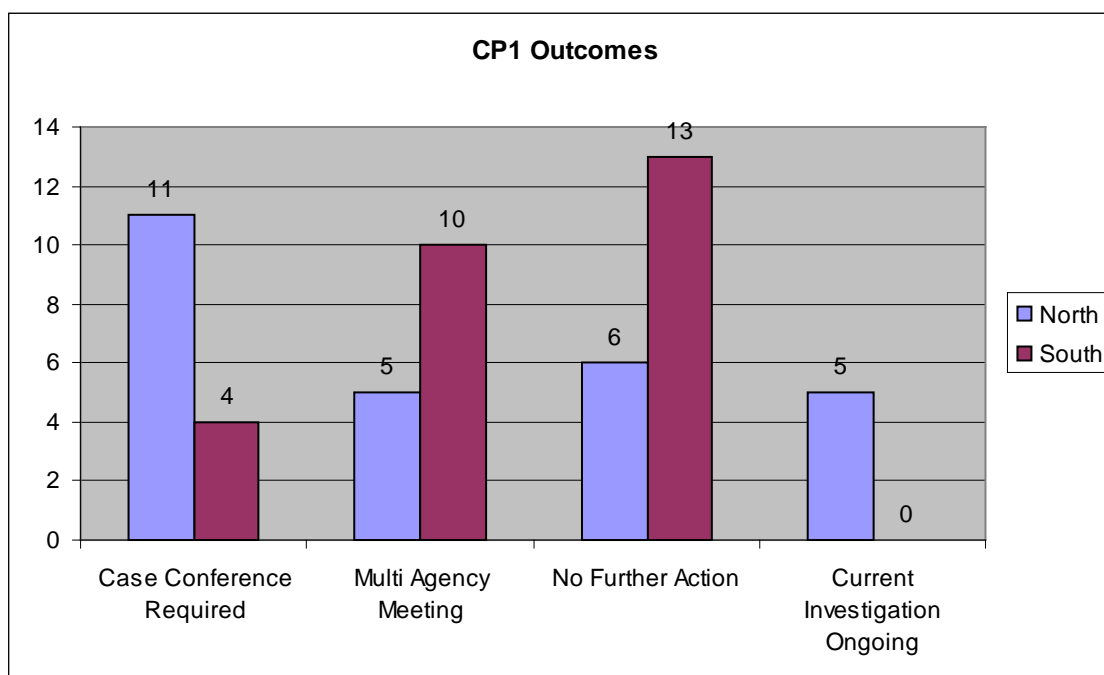


These figures highlight that Physical Injury was the main category of concern during investigations for the North and the South of the authority

The main categories of concern that led to the investigations for the 54 children were as follows:

- Emotional Abuse : 2 children (last quarter there were no children investigated under this category)
- Physical Injury : 32 children
- Physical Neglect : 10 children
- Sexual Abuse : 10 children
- Failure to Thrive : no children were investigated under this category

3.4 CP 1: Outcomes



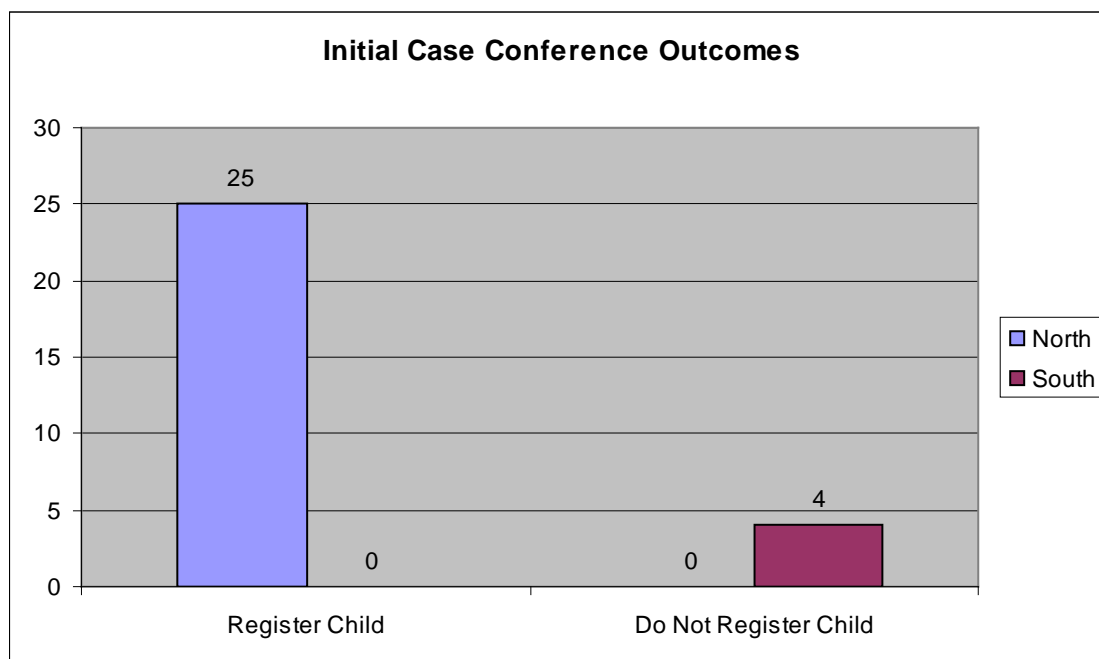
Of the 54 investigations that were carried out:

- 15 of the investigations resulted in a Case Conferences
- 15 children were discussed at a multi-agency meeting
- 19 of the investigations resulted in no further action being taken (an increase of 13 from the last quarter)
- 5 investigations remain outstanding (comprising of 2 family groups). In respect of 3 of the investigations relating to 1 family group investigations has been completed and action has been agreed with the Locality Services Manager. The remaining investigation is still to be completed with an end date set for 11 February 2011.

3.5 Joint Investigative Interviews

In this quarter there were 5 joint investigative interviews conducted by the police and social work.

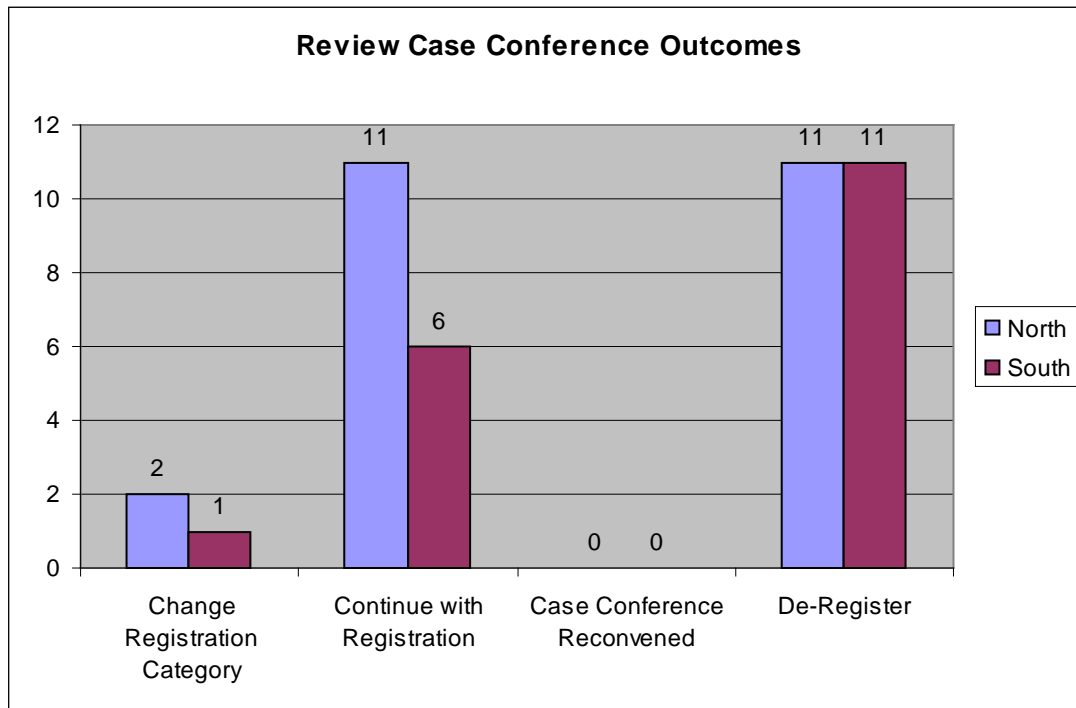
3.6 Initial Case Conference - Outcomes



Of the 29 children discussed at Initial Case Conference this quarter:

- 25 were placed on the Child protection Register, all of whom lived in the North of the Authority
- 4 children were discussed and a decision taken not to place them on the Child Protection Register, all of whom lived in the South of the Authority.
- This was 4 children less than the last quarter.

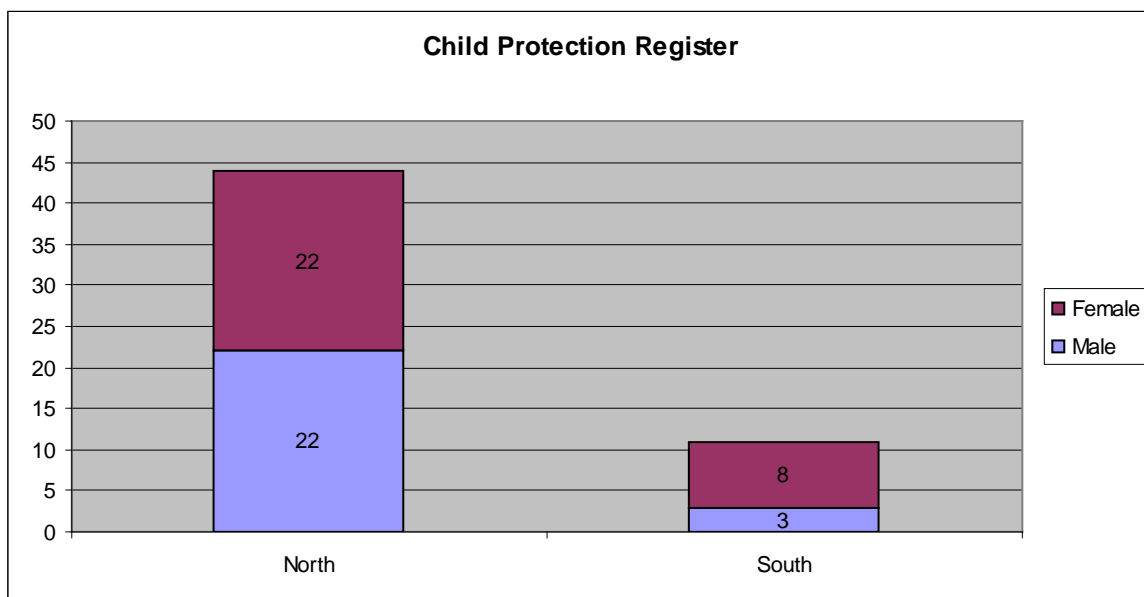
3.7. Review Case Conferences



Out of 42 children reviewed at Case Conference:

- 17 children continued on the Register with the original category of registration.
- 3 children had the category of registration changed.
- No conferences had to be reconvened.
- 22 children were deregistered, more than double the number of children from the previous quarter. The increase can be accounted for by the deregistration of 3 sibling groups comprising of a total of 10 children.

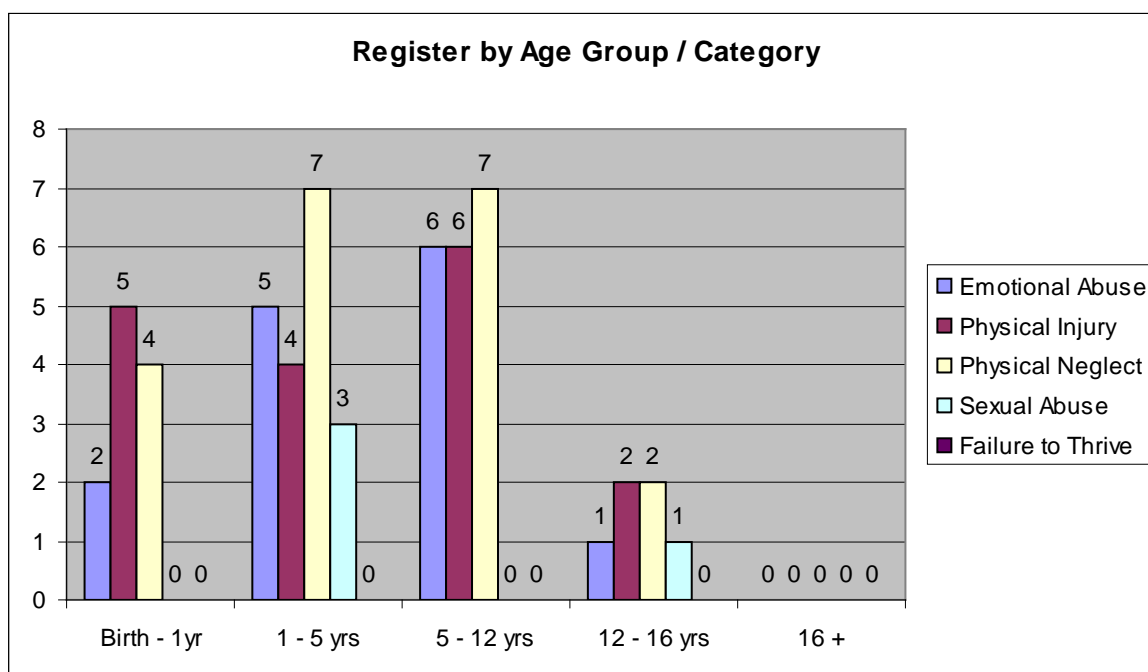
3.8 Child Protection Register as at 31st December 2010



At the end of the reporting period there were a total of 55 children (28 family groups) on the Child Protection Register:

- 11 children were in the 0 -1 age range, an increase of 2 children from the previous quarter
- 19 children were in the 1-5 year age range, an increase of 1 child from the previous quarter
- 19 children were in the 5-12 year age range, an increase of 1 child from the last quarter
- 6 children were in the 12-16 year age range, a decrease of 3 children from the previous quarter
- Graph 3.8 provides a more detailed analysis regarding the age of children on the register
- 44 of the children lived in the North (23 family groups)
- 11 of the children lived in the South (5 family groups)
- This represented an increase of 12 children (5 family groups) placed on the Child Protection Register in the North of the Authority and a decrease of 11 children (5 family groups) for the South of the Authority

3.9 Child Protection Register by Age Group / Category

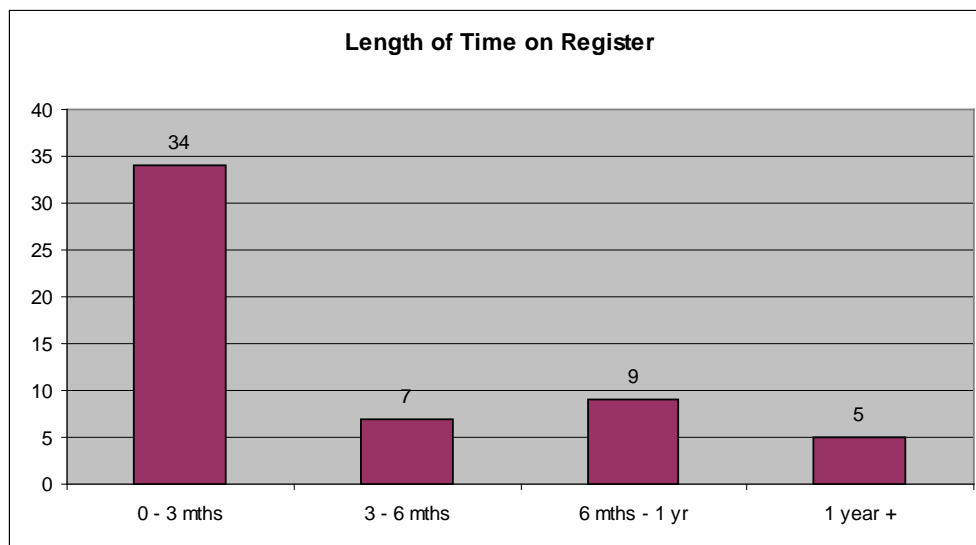


Out of 55 children on the register the registration categories were:

- Emotional abuse : 14
- Physical injury : 17
- Physical neglect : 20

- Sexual abuse : 4
- Failure to thrive : 0
- Children registered under the category of At Risk of Physical Injury had nearly doubled since the last quarter.
- Children registered under the category of At Risk of Physical Neglect had decreased by 9 children since the last quarter.
- Children registered under the category of At Risk of Sexual Abuse had doubled since the last quarter

3.10 Length of time on the Register as at 31 December 2010



Length of time on the register is as follows:

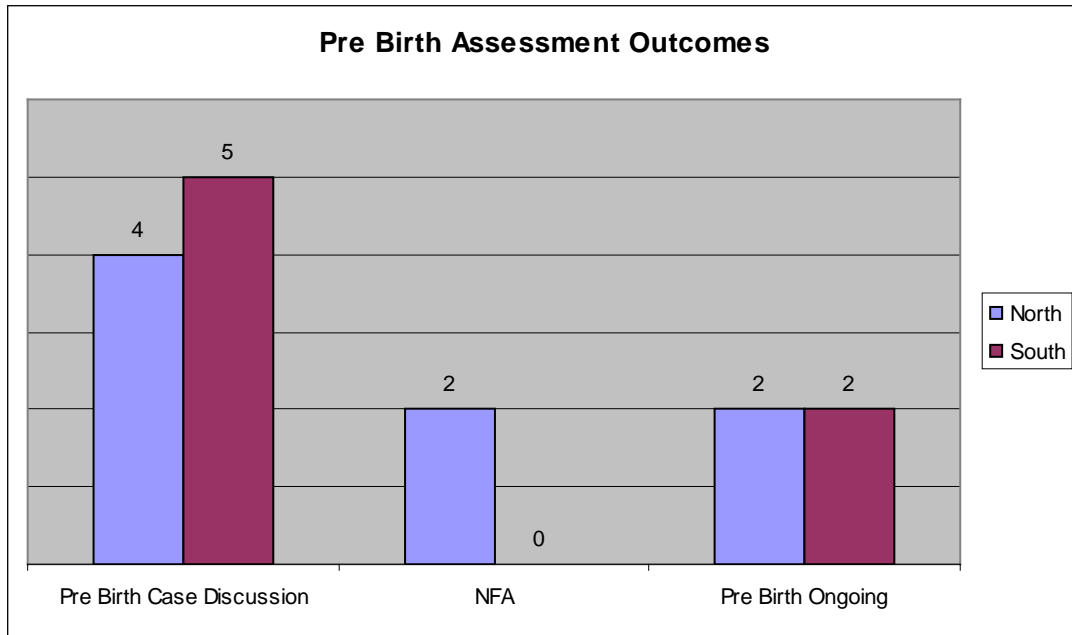
- 0-3 months : 34 children
- 3-6 months : 7 children
- 6mth -1yr : 9 children
- 1yr + : 5 children

There has been an increase in the number of children who have been on the register for more than a year. The five children make up three family groups.

- 2 of the children of one sibling group have been the subject of complex multi agency information gathering from a range of Local Authorities.
- 2 of the children making up a further sibling group have since been removed from the register post 31 December and therefore out side of the reporting date
- 1 child has been accommodated, but due to rehabilitation plans, requires ongoing registration.

4 PRE BIRTH ACTIVITY

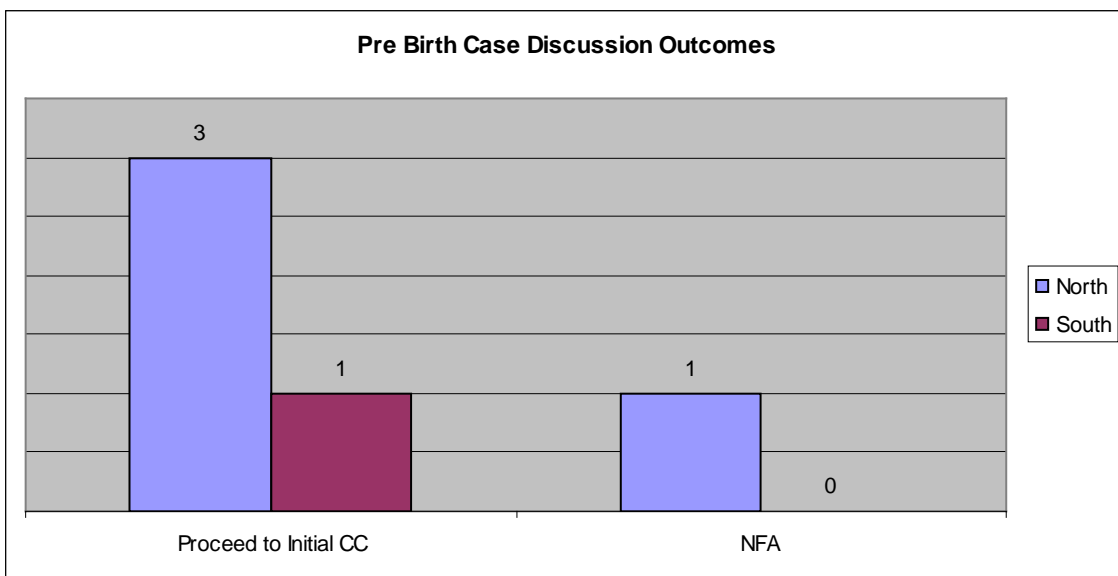
4.1 Pre birth assessments: Outcomes



In this quarter there were 15 referrals regarding concerns about unborn babies. Of these:

- 9 children were recommended to be discussed at Pre Birth Case Discussion. Of these 5 have taken place and the remaining 4 children have a conference scheduled
- 2 did not proceed to full term babies.
- 4 assessments remain ongoing, the mother's being in the early stages of pregnancy

4.2 Pre Birth Case Discussion – Outcomes



- 5 pre-birth case discussions were held in the reporting period.
- It was decided to proceed to an Initial Child Protection Case conference for the 4 children discussed in this forum. 1 required no further intervention.

5 LEGAL MEASURES

5.1 Child Protection Orders Granted between 01/10/10 and 31/12/10

There were no Child Protection Orders applied for in this quarter.

There was no emergency legal intervention required for those children who are subject to statutory orders.

5.2 Police Emergency Powers

There were no incidents in this quarter when police emergency powers were used.

5.3 Detention of children

Changes in Strathclyde Police recording and reporting systems mean that detention of children will no longer be reported to EACPC,

6. EARLY INTERVENTION AND PRE REFERRAL MEETING ACTIVITY

6.1 In the third quarter, October 2010 to December 2010 the group met on a weekly basis and considered 221 referrals in comparison with 200 referrals in the previous quarter. Of these 221 children discussed 128 (58%) had previously been referred to the group in comparison to 48% in the second quarter. The group identified lead agencies for 185 of the referrals. The lead agency identified for 82% of the referrals was Social Work, 9% Education, 6% Health and other 3% were accounted to early years and the police

6.2 A decision for no further action was taken in relation to 33 referrals (15%) in comparison to 18% in the previous quarter.

7. CHILD PROTECTION WORKFORCE as at 31 December 2010

7.1 STRATHCLYDE POLICE FAMILY PROTECTION UNIT (FPU)

	Number
Number of detective post vacant in the FPU	1
Number of Detective staff absence days in the FPU 01.10.10 to 31.12.10	40
Number of Clerical staff vacant posts within FPU	1.5
Number of Clerical staff absence hours	0

7.2 SOCIAL WORK CHILDREN AND FAMILY LOCALITY SERVICES

Number of qualified social worker posts on the establishment, locality services (Lead Professional for child protection)		40
Number of qualified social workers in post in reporting period		37
Geographical split of registered social workers	North	23
Geographical split of registered social workers	South	14
Number of FTE vacancies in locality services		3
Absence rate		

8. RECOMMENDATIONS

8.1 The Child Protection Committee is asked to

- (i) Note the contents of this report.

Susan Taylor
Chair of East Ayrshire Child Protection Committee
4 March 2011

Report Prepared by: Carol Wassell, Child Protection Reviewing Officer